


OrCAD 
LAYOUT™
FOR WINDOWS®



FOOTPRINT LIBRARIES

OrCAD Layout™ for Windows®

Footprint Libraries

Important . . .

1. Component data sheets

Current manufacturer data sheets are recommended at all times.

2. Non-EDIF characters

Footprint libraries use non-EDIF characters.

Copyright © 1994-96, 916 DESIGN, Chico CA, USA. All rights reserved.

OrCAD is a registered trademark, and OrCAD Capture, OrCAD Design Desktop, OrCAD Layout, OrCAD Layout Ltd., OrCAD Layout Plus, OrCAD Simulate, PCB 386+, PLD 386+, SDT 386+, SDT Release IV, and VST 386+ are trademarks of OrCAD, Inc.

Microsoft, Windows, Windows NT, Visual Basic, and other names of Microsoft products referenced herein are trademarks or registered trademarks of Microsoft Corporation.

TrueType is a registered trademark of Apple Computer, Inc.

PostScript is a registered trademark of Adobe Systems, Inc.

All other brand and product names mentioned herein are used for identification purposes only, and are trademarks or registered trademarks of their respective holders.

MN-01-5050

First Edition 30 June 96

Technical support	(503) 671-9400
Bulletin board system	(503) 671-9401
Administration	(503) 671-9500
Fax	(503) 671-9501
General email	info@orcad.com
Technical support email	techsupport@orcad.com
Web site	http://www.orcad.com



9300 S.W. Nimbus Avenue
Beaverton, Oregon 97008 • USA

Table of Contents : *Libraries & Technology Files*

Library	Type	Content	Description	2,877
BCON100T	tm	Block Connectors - .100	<i>Odd-Even & Seq.Pinouts</i>	187
BCON156T	tm	Block Connectors - .156	<i>Sequential Pinouts</i>	92
BGA	sm	Ball Grid Arrays		78
CLCC	sm,tm	CLCC	<i>Devices & Sockets</i>	20
DCON050T	tm	D-Connectors - .050		40
DCON085T	tm	D-Connectors - .085	<i>Centronics Compatible</i>	24
DIMM050F	-	Dimm Edge Fingers - .050	<i>8 Byte & Standard Styles</i>	6
DIMM050T	tm	Dimm Sockets - .050	<i>8 Byte & Standard Styles</i>	12
DIN	tm	DIN Connectors	<i>41612, Halfsize, Circular</i>	25
DIP100B	tm	DIP - .100 Buttmount		13
DIP100T	bm	DIP - .100 Standard		90
DSUBT	tm	D-Sub Connector s		26
DSUBT_HD	tm	D-Sub High Density Connectors		20
ECON100T	tm	Edge Connector Sockets - .100	<i>AN/Seq/OE Pinouts</i>	33
FBUS	tm	Future Bus Connectors - 2mm		22
ISA	-	ISA	<i>Fingers & Socket</i>	2
LCON100T	tm	Latch Connectors - .100	<i>Odd-Even Pinouts</i>	48
PC104	-	PC/104	<i>Headers</i>	2
PCI	-	PCI	<i>Fingers & Socket</i>	2
PCON100T	tm	Polar/Friction Connectors - .100	<i>Sequential Pinout</i>	70
PCON156T	tm	Polar/Friction Connectors - .156	<i>Sequential Pinout</i>	46
PGA	tm	Pin Grid Arrays		99
PLCC	sm,tm	PLCC	<i>Devices & Sockets</i>	59
QUAD	sm,tm	Gull-Wing Quads	<i>Devices & Sockets</i>	120
QUADB	sm,tm	Gull-Wing Bumpered Quads	<i>Devices & Sockets</i>	53
RELAY	sm,tm	Relays		49
RF	tm	RF Connectors	<i>BNC, SMA, SMB, SSMB, TNC</i>	10
SBUS	tm	Sbus Connectors		2
SIMM050F	-	Simm Edge Fingers - .050	<i>Left & Right Polarized</i>	14
SIMM050T	tm	Simm Sockets - .050	<i>Low Profile, Rt. Angle, Vertical</i>	52
SIMM100F	-	Simm Edge Fingers - .100	<i>Left & Right Polarized</i>	10
SIMM100T	tm	Simm Sockets - .100	<i>Low Profile, Rt. Angle, Vertical</i>	22
SIP	sm,tm	SIP's		19
SM	sm	SM Discrete Components	<i>Caps, Tants,Diodes, SOT, Res, etc.</i>	111
SOG	sm	SM SO Gull-Wing Families	<i>SOIC, SSOIC, SOP, TSOP, etc</i>	97
SOJ	sm	SM SO J-lead Family	<i>SOIC & Sockets</i>	95
TELE	sm,tm	Telecomm Connectors	<i>TM & SM Rt. Angle Jacks</i>	32
TM_AXIAL	tm	TM Axial-Leaded	<i>Non-polarized</i>	254
TM_CAP_P	tm	TM Capacitors	<i>Polarized Axial-Lead & Cylindr.</i>	264
TM_CYLND	tm	TM Cylindricals	<i>Non-polarized</i>	42
TM_DIODE	tm	TM Diodes	<i>Polarized Axial-Leaded</i>	231
TM_DISC	tm	TM Discs	<i>Non-polarized Offset-Leaded</i>	64

TM_RAD	tm	TM Radial-Leaded	<i>Non-polarized</i>	96
TO	sm,tm	TO's		104
VRES	sm,tm	Variable Resistors		63
WCON100T	tm	Wall/Shroud Connectors - .100	<i>Odd-Even Pinouts</i>	50
XT	-	XT	<i>Fingers & Socket</i>	2
ZIGZAG	tm	ZIGZAG - .100 Staggered Rows		5

Technology Files	Boardblanks	66
-------------------------	--------------------	-----------

	Dimm.050	19
	Eurocard 3u,6u,9u	18
	ISA	1
	PC/104	2
	PCI	1
	Simm.050	14
	Simm.100	10
	XT	1

CONTENTS

Libraries First
by footprint name

Technology Files Last

Libraries

TM_AXIAL Library
Thru-Hole Mount
Non-Polarized Axial-Lead

.. x .. *Pad-to-pad x width*
Number Hole size
R.. *MIL code*

AX/.300X.100/.028
AX/.300X.100/.031
AX/.325X.100/.031
AX/.350X.100/.031
AX/.350X.100/.034
AX/.375X.100/.031
AX/.375X.100/.034
AX/.400X.100/.031
AX/.400X.100/.034
AX/.400X.125/.031
AX/.400X.125/.034
AX/.425X.100/.031
AX/.425X.100/.034
AX/.425X.150/.040
AX/.450X.100/.031
AX/.450X.100/.034
AX/.450X.125/.034
AX/.450X.150/.034
AX/.475X.100/.031
AX/.475X.100/.034
AX/.475X.125/.031
AX/.475X.125/.034
AX/.500X.100/.031
AX/.500X.100/.034
AX/.500X.125/.034
AX/.500X.150/.034
AX/.500X.150/.037
AX/.500X.175/.034
AX/.500X.175/.037
AX/.500X.200/.034
AX/.500X.200/.037
AX/.500X.200/.040
AX/.525X.100/.031
AX/.525X.125/.034
AX/.550X.100/.031
AX/.550X.125/.034
AX/.550X.150/.034

AX/.550X.150/.037
AX/.550X.175/.034
AX/.550X.200/.031
AX/.575X.150/.031
AX/.575X.150/.034
AX/.575X.150/.037
AX/.575X.175/.034
AX/.600X.100/.034
AX/.600X.175/.037
AX/.600X.200/.034
AX/.600X.200/.037
AX/.625X.100/.031
AX/.625X.100/.034
AX/.650X.150/.037
AX/.650X.150/.040
AX/.650X.175/.040
AX/.650X.175/.042
AX/.650X.200/.031
AX/.650X.200/.034
AX/.650X.200/.037
AX/.650X.200/.040
AX/.650X.200/.058
AX/.650X.225/.037
AX/.650X.250/.031
AX/.675X.175/.040
AX/.675X.200/.037
AX/.675X.200/.040
AX/.675X.225/.034
AX/.675X.225/.037
AX/.725X.150/.034
AX/.750X.150/.031
AX/.750X.150/.034
AX/.775X.200/.031
AX/.775X.200/.034
AX/.775X.200/.037
AX/.775X.200/.042
AX/.800X.200/.034
AX/.800X.200/.037
AX/.800X.200/.042
AX/.800X.250/.031
AX/.800X.250/.034
AX/.800X.325/.031
AX/.825X.200/.034
AX/.825X.200/.037
AX/.825X.200/.042
AX/.850X.325/.034
AX/.850X.325/.037
AX/.850X.350/.034
AX/.850X.350/.037
AX/.875X.300/.034
AX/.875X.300/.037
AX/.875X.325/.034
AX/.875X.325/.037
AX/.875X.350/.034
AX/.875X.350/.037
AX/.900X.175/.031
AX/.900X.225/.034
AX/.900X.225/.037
AX/.900X.225/.040
AX/.925X.225/.034

AX/.925X.225/.037
AX/.925X.225/.040
AX/.950X.325/.031
AX/.950X.325/.034
AX/.950X.400/.034
AX/.950X.400/.037
AX/.950X.450/.034
AX/.950X.450/.037
AX/.950X.675/.050
AX/.975X.275/.034
AX/.975X.275/.037
AX/.975X.275/.042
AX/.975X.300/.037
AX/1.000X.225/.034
AX/1.000X.300/.031
AX/1.000X.300/.034
AX/1.000X.300/.037
AX/1.000X.325/.034
AX/1.000X.325/.037
AX/1.000X.350/.034
AX/1.000X.350/.037
AX/1.000X.375/.034
AX/1.000X.375/.037
AX/1.000X.400/.034
AX/1.000X.400/.037
AX/1.025X.225/.037
AX/1.025X.300/.037
AX/1.100X.375/.034
AX/1.100X.675/.050
AX/1.125X.300/.037
AX/1.125X.350/.037
AX/1.200X.325/.034
AX/1.200X.325/.037
AX/1.200X.325/.050
AX/1.200X.350/.034
AX/1.200X.350/.037
AX/1.200X.350/.050
AX/1.200X.400/.034
AX/1.200X.400/.037
AX/1.200X.400/.050
AX/1.225X.325/.037
AX/1.250X.375/.037
AX/1.250X.375/.046
AX/1.250X.425/.037
AX/1.250X.500/.034
AX/1.250X.500/.037
AX/1.250X.500/.040
AX/1.275X.425/.034
AX/1.275X.425/.037
AX/1.300X.225/.031
AX/1.300X.375/.037
AX/1.300X.375/.046
AX/1.300X.400/.037
AX/1.325X.400/.034
AX/1.325X.675/.037
AX/1.325X.675/.046
AX/1.325X.675/.050
AX/1.325X.700/.037
AX/1.325X.700/.046
AX/1.350X.375/.037

AX/1.350X.375/.046
AX/1.350X.400/.037
AX/1.375X.200/.034
AX/1.400X.675/.037
AX/1.400X.675/.046
AX/1.400X.700/.037
AX/1.400X.700/.046
AX/1.425X.675/.050
AX/1.450X.675/.037
AX/1.450X.675/.046
AX/1.450X.700/.037
AX/1.450X.700/.046
AX/1.500X.500/.037
AX/1.500X.500/.040
AX/1.500X.650/.037
AX/1.500X.650/.040
AX/1.500X.675/.037
AX/1.500X.675/.046
AX/1.500X.700/.037
AX/1.500X.700/.046
AX/1.600X.300/.034
AX/1.625X.400/.034
AX/1.650X.300/.034
AX/1.650X.400/.037
AX/1.700X.325/.034
AX/1.775X.675/.050

MIL Types

AX/RC05
AX/RC07
AX/RC20
AX/RC32
AX/RC42
AX/RCR05
AX/RCR07
AX/RCR20
AX/RCR32
AX/RCR42
AX/RLR05
AX/RLR05C
AX/RLR07
AX/RLR07C
AX/RLR20
AX/RLR20C
AX/RLR32C
AX/RLV30
AX/RLV31
AX/RN50
AX/RN50C
AX/RN50E
AX/RN55
AX/RN55C
AX/RN55D
AX/RN55E
AX/RN60
AX/RN60C
AX/RN60D
AX/RN60E

AX/RN65
AX/RN65C
AX/RN65E
AX/RNC50
AX/RNC50H
AX/RNC50J
AX/RNC55
AX/RNC55H
AX/RNC55J
AX/RNC60
AX/RNC60H
AX/RNC60J
AX/RNC65
AX/RNC65H
AX/RNC65J
AX/RNN55
AX/RNN57
AX/RNN60
AX/RNN65
AX/RNN70
AX/RNR55
AX/RNR57
AX/RNR60
AX/RNR65
AX/RNR70
AX/RW67
AX/RW67V
AX/RW68
AX/RW68V
AX/RW69
AX/RW70
AX/RW70U-F
AX/RW74
AX/RW74U-F
AX/RW78
AX/RW78U-F
AX/RW79
AX/RW79U-F
AX/RW80
AX/RW81

BGA Library

Ball-Grid Arrays
Surface Mount

*Array Grid _ Pitch
Pins*

*B Ball Size
W Width*

BGA6M_1.00/20/B.60/W7.00
BGA6M_1.00/32/B.60/W7.00
BGA6M_1.00/36/B.60/W7.00

BGA10M_1.00/100/B.60/W11.00
BGA10M_1.00/36/B.60/W11.00
BGA10M_1.00/64/B.60/W11.00

BGA10M_1.27/100/B.76/W13.00
BGA10M_1.27/36/B.76/W13.00
BGA10M_1.27/64/B.76/W13.00
BGA11M_1.27/121/B.76/W15.00
BGA11M_1.27/40/B.76/W15.00
BGA11M_1.27/72/B.76/W15.00
BGA11M_1.27/96/B.76/W15.00
BGA13M_1.50/169/B.76/W23.00
BGA14M_1.27/132/B.76/W19.00
BGA14M_1.27/196/B.76/W19.00
BGA14M_1.27/52/B.76/W19.00
BGA14M_1.27/96/B.76/W19.00
BGA15M_1.50/225/B.76/W27.00
BGA17M_1.27/120/B.76/W23.00
BGA17M_1.27/168/B.76/W23.00
BGA17M_1.27/208/B.76/W23.00
BGA17M_1.27/289/B.76/W23.00
BGA17M_1.27/64/B.76/W23.00
BGA19M_1.27/136/B.76/W25.00
BGA19M_1.27/192/B.76/W25.00
BGA19M_1.27/240/B.76/W25.00
BGA19M_1.27/361/B.76/W25.00

BGA20M_1.27/144/B.76/W27.00
BGA20M_1.27/204/B.76/W27.00
BGA20M_1.27/256/B.76/W27.00
BGA20M_1.27/272/B.76/W27.00
BGA20M_1.27/400/B.76/W27.00
BGA23M_1.27/168/B.76/W31.00
BGA23M_1.27/240/B.76/W31.00
BGA23M_1.27/304/B.76/W31.00
BGA23M_1.27/360/B.76/W31.00
BGA23M_1.27/529/B.76/W31.00
BGA25M_1.27/313/B.76/W35.00
BGA25M_1.27/625/B.76/W35.00
BGA26M_1.27/192/B.76/W35.00
BGA26M_1.27/276/B.76/W35.00
BGA26M_1.27/338/B.76/W35.00
BGA26M_1.27/352/B.76/W35.00
BGA26M_1.27/416/B.76/W35.00
BGA26M_1.27/420/B.76/W35.00
BGA26M_1.27/676/B.76/W33.00
BGA26M_1.27/676/B.76/W34.00
BGA26M_1.27/676/B.76/W35.00
BGA29M_1.27/312/B.76/W37.50
BGA29M_1.27/400/B.76/W37.50
BGA29M_1.27/479/B.76/W40.00
BGA29M_1.27/480/B.76/W37.00
BGA29M_1.27/503/B.76/W40.00
BGA29M_1.27/841/B.76/W40.00

BGA31M_1.27/336/B.76/W40.00
BGA31M_1.27/428/B.76/W40.00
BGA31M_1.27/432/B.76/W40.00
BGA31M_1.27/520/B.76/W40.00
BGA31M_1.27/961/B.76/W40.00
BGA33M_1.27/1089/B.76/W42.50
BGA33M_1.27/360/B.76/W42.50
BGA33M_1.27/464/B.76/W42.50
BGA33M_1.27/560/B.76/W42.50

BGA35M_1.27/1225/B.76/W45.00
 BGA35M_1.27/384/B.76/W45.00
 BGA35M_1.27/496/B.76/W45.00
 BGA35M_1.27/596/B.76/W45.00
 BGA35M_1.27/600/B.76/W45.00
 BGA37M_1.27/1369/B.76/W47.50
 BGA37M_1.27/408/B.76/W47.50
 BGA37M_1.27/528/B.76/W47.50
 BGA37M_1.27/640/B.76/W47.50
 BGA39M_1.27/1521/B.76/W50.00
 BGA39M_1.27/432/B.76/W50.00
 BGA39M_1.27/560/B.76/W50.00
 BGA39M_1.27/680/B.76/W50.00
 BGA39M_1.27/761/B.76/W50.00

Bcon.100 T Library

.100 Block Connectors
 Thru-hole Mount

RH Rt. angle headers
TM Thru-hole mount
1 1-in-line row
SQ Sequential pinout
W .425 wide

BLKCON.100/RH/TM1SQ/W.425/10
 BLKCON.100/RH/TM1SQ/W.425/11
 BLKCON.100/RH/TM1SQ/W.425/12
 BLKCON.100/RH/TM1SQ/W.425/13
 BLKCON.100/RH/TM1SQ/W.425/14
 BLKCON.100/RH/TM1SQ/W.425/15
 BLKCON.100/RH/TM1SQ/W.425/16
 BLKCON.100/RH/TM1SQ/W.425/17
 BLKCON.100/RH/TM1SQ/W.425/18
 BLKCON.100/RH/TM1SQ/W.425/19
 BLKCON.100/RH/TM1SQ/W.425/2
 BLKCON.100/RH/TM1SQ/W.425/20
 BLKCON.100/RH/TM1SQ/W.425/21
 BLKCON.100/RH/TM1SQ/W.425/22
 BLKCON.100/RH/TM1SQ/W.425/23
 BLKCON.100/RH/TM1SQ/W.425/24
 BLKCON.100/RH/TM1SQ/W.425/3
 BLKCON.100/RH/TM1SQ/W.425/4
 BLKCON.100/RH/TM1SQ/W.425/5
 BLKCON.100/RH/TM1SQ/W.425/6
 BLKCON.100/RH/TM1SQ/W.425/7
 BLKCON.100/RH/TM1SQ/W.425/8
 BLKCON.100/RH/TM1SQ/W.425/9

RH Rt. angle headers
TM Thru-hole mount
1 1-in-line row
SQ Sequential pinout
S .025 sq. posts
W .350 wide

BLKCON.100/RH/TM1SQS/W.350/10
 BLKCON.100/RH/TM1SQS/W.350/11
 BLKCON.100/RH/TM1SQS/W.350/12
 BLKCON.100/RH/TM1SQS/W.350/13
 BLKCON.100/RH/TM1SQS/W.350/14
 BLKCON.100/RH/TM1SQS/W.350/15
 BLKCON.100/RH/TM1SQS/W.350/16
 BLKCON.100/RH/TM1SQS/W.350/17
 BLKCON.100/RH/TM1SQS/W.350/18
 BLKCON.100/RH/TM1SQS/W.350/19
 BLKCON.100/RH/TM1SQS/W.350/2
 BLKCON.100/RH/TM1SQS/W.350/20
 BLKCON.100/RH/TM1SQS/W.350/21
 BLKCON.100/RH/TM1SQS/W.350/22
 BLKCON.100/RH/TM1SQS/W.350/23
 BLKCON.100/RH/TM1SQS/W.350/24
 BLKCON.100/RH/TM1SQS/W.350/3
 BLKCON.100/RH/TM1SQS/W.350/4
 BLKCON.100/RH/TM1SQS/W.350/5
 BLKCON.100/RH/TM1SQS/W.350/6
 BLKCON.100/RH/TM1SQS/W.350/7
 BLKCON.100/RH/TM1SQS/W.350/8
 BLKCON.100/RH/TM1SQS/W.350/9

RH Rt. angle Headers
TM Thru-hole mount
2 2-in-line row
OE Odd-even pinout
W .525 wide

BLKCON.100/RH/TM2OE/W.525/10
 BLKCON.100/RH/TM2OE/W.525/12
 BLKCON.100/RH/TM2OE/W.525/14
 BLKCON.100/RH/TM2OE/W.525/16
 BLKCON.100/RH/TM2OE/W.525/18
 BLKCON.100/RH/TM2OE/W.525/2
 BLKCON.100/RH/TM2OE/W.525/20
 BLKCON.100/RH/TM2OE/W.525/22
 BLKCON.100/RH/TM2OE/W.525/24
 BLKCON.100/RH/TM2OE/W.525/26
 BLKCON.100/RH/TM2OE/W.525/28
 BLKCON.100/RH/TM2OE/W.525/30
 BLKCON.100/RH/TM2OE/W.525/32
 BLKCON.100/RH/TM2OE/W.525/34
 BLKCON.100/RH/TM2OE/W.525/36
 BLKCON.100/RH/TM2OE/W.525/38
 BLKCON.100/RH/TM2OE/W.525/4
 BLKCON.100/RH/TM2OE/W.525/40
 BLKCON.100/RH/TM2OE/W.525/42
 BLKCON.100/RH/TM2OE/W.525/44
 BLKCON.100/RH/TM2OE/W.525/46
 BLKCON.100/RH/TM2OE/W.525/48
 BLKCON.100/RH/TM2OE/W.525/50
 BLKCON.100/RH/TM2OE/W.525/52
 BLKCON.100/RH/TM2OE/W.525/54
 BLKCON.100/RH/TM2OE/W.525/56
 BLKCON.100/RH/TM2OE/W.525/58
 BLKCON.100/RH/TM2OE/W.525/6

BLKCON.100/RH/TM2OE/W.525/60
 BLKCON.100/RH/TM2OE/W.525/62
 BLKCON.100/RH/TM2OE/W.525/64
 BLKCON.100/RH/TM2OE/W.525/8

VH Vertical Headers
TM Thru-hole mount
1 1-in-line row
SQ Sequential pinout
W .100 wide

BLKCON.100/VH/TM1SQ/W.100/1
 BLKCON.100/VH/TM1SQ/W.100/10
 BLKCON.100/VH/TM1SQ/W.100/11
 BLKCON.100/VH/TM1SQ/W.100/12
 BLKCON.100/VH/TM1SQ/W.100/13
 BLKCON.100/VH/TM1SQ/W.100/14
 BLKCON.100/VH/TM1SQ/W.100/15
 BLKCON.100/VH/TM1SQ/W.100/16
 BLKCON.100/VH/TM1SQ/W.100/17
 BLKCON.100/VH/TM1SQ/W.100/18
 BLKCON.100/VH/TM1SQ/W.100/19
 BLKCON.100/VH/TM1SQ/W.100/2
 BLKCON.100/VH/TM1SQ/W.100/20
 BLKCON.100/VH/TM1SQ/W.100/21
 BLKCON.100/VH/TM1SQ/W.100/22
 BLKCON.100/VH/TM1SQ/W.100/23
 BLKCON.100/VH/TM1SQ/W.100/24
 BLKCON.100/VH/TM1SQ/W.100/25
 BLKCON.100/VH/TM1SQ/W.100/26
 BLKCON.100/VH/TM1SQ/W.100/27
 BLKCON.100/VH/TM1SQ/W.100/28
 BLKCON.100/VH/TM1SQ/W.100/29
 BLKCON.100/VH/TM1SQ/W.100/3
 BLKCON.100/VH/TM1SQ/W.100/30
 BLKCON.100/VH/TM1SQ/W.100/31
 BLKCON.100/VH/TM1SQ/W.100/32
 BLKCON.100/VH/TM1SQ/W.100/33
 BLKCON.100/VH/TM1SQ/W.100/34
 BLKCON.100/VH/TM1SQ/W.100/35
 BLKCON.100/VH/TM1SQ/W.100/36
 BLKCON.100/VH/TM1SQ/W.100/4
 BLKCON.100/VH/TM1SQ/W.100/5
 BLKCON.100/VH/TM1SQ/W.100/6
 BLKCON.100/VH/TM1SQ/W.100/7
 BLKCON.100/VH/TM1SQ/W.100/8
 BLKCON.100/VH/TM1SQ/W.100/9

VH Vertical Headers
TM Thru-hole mount
1 1-in-line row
SQ Sequential pinout
S .025 sq. posts
W .350 wide

BLKCON.100/VH/TM1SQS/W.100/10
 BLKCON.100/VH/TM1SQS/W.100/11

BLKCON.100/VH/TM1SQS/W.100/12
 BLKCON.100/VH/TM1SQS/W.100/13
 BLKCON.100/VH/TM1SQS/W.100/14
 BLKCON.100/VH/TM1SQS/W.100/15
 BLKCON.100/VH/TM1SQS/W.100/16
 BLKCON.100/VH/TM1SQS/W.100/17
 BLKCON.100/VH/TM1SQS/W.100/18
 BLKCON.100/VH/TM1SQS/W.100/19
 BLKCON.100/VH/TM1SQS/W.100/2
 BLKCON.100/VH/TM1SQS/W.100/20
 BLKCON.100/VH/TM1SQS/W.100/21
 BLKCON.100/VH/TM1SQS/W.100/22
 BLKCON.100/VH/TM1SQS/W.100/23
 BLKCON.100/VH/TM1SQS/W.100/24
 BLKCON.100/VH/TM1SQS/W.100/3
 BLKCON.100/VH/TM1SQS/W.100/4
 BLKCON.100/VH/TM1SQS/W.100/5
 BLKCON.100/VH/TM1SQS/W.100/6
 BLKCON.100/VH/TM1SQS/W.100/7
 BLKCON.100/VH/TM1SQS/W.100/8
 BLKCON.100/VH/TM1SQS/W.100/9

VH Vertical Headers
TM Thru-hole mount
 2 2-in-line row
OE Odd-even pinout
W .200 wide

BLKCON.100/VH/TM2OE/W.200/10
 BLKCON.100/VH/TM2OE/W.200/100
 BLKCON.100/VH/TM2OE/W.200/12
 BLKCON.100/VH/TM2OE/W.200/14
 BLKCON.100/VH/TM2OE/W.200/16
 BLKCON.100/VH/TM2OE/W.200/18
 BLKCON.100/VH/TM2OE/W.200/2
 BLKCON.100/VH/TM2OE/W.200/20
 BLKCON.100/VH/TM2OE/W.200/22
 BLKCON.100/VH/TM2OE/W.200/24
 BLKCON.100/VH/TM2OE/W.200/26
 BLKCON.100/VH/TM2OE/W.200/28
 BLKCON.100/VH/TM2OE/W.200/30
 BLKCON.100/VH/TM2OE/W.200/32
 BLKCON.100/VH/TM2OE/W.200/34
 BLKCON.100/VH/TM2OE/W.200/36
 BLKCON.100/VH/TM2OE/W.200/38
 BLKCON.100/VH/TM2OE/W.200/4
 BLKCON.100/VH/TM2OE/W.200/40
 BLKCON.100/VH/TM2OE/W.200/42
 BLKCON.100/VH/TM2OE/W.200/44
 BLKCON.100/VH/TM2OE/W.200/46
 BLKCON.100/VH/TM2OE/W.200/48
 BLKCON.100/VH/TM2OE/W.200/50
 BLKCON.100/VH/TM2OE/W.200/52
 BLKCON.100/VH/TM2OE/W.200/54
 BLKCON.100/VH/TM2OE/W.200/56
 BLKCON.100/VH/TM2OE/W.200/58
 BLKCON.100/VH/TM2OE/W.200/6
 BLKCON.100/VH/TM2OE/W.200/60

BLKCON.100/VH/TM2OE/W.200/62
 BLKCON.100/VH/TM2OE/W.200/64
 BLKCON.100/VH/TM2OE/W.200/66
 BLKCON.100/VH/TM2OE/W.200/68
 BLKCON.100/VH/TM2OE/W.200/70
 BLKCON.100/VH/TM2OE/W.200/72
 BLKCON.100/VH/TM2OE/W.200/74
 BLKCON.100/VH/TM2OE/W.200/76
 BLKCON.100/VH/TM2OE/W.200/78
 BLKCON.100/VH/TM2OE/W.200/8
 BLKCON.100/VH/TM2OE/W.200/80
 BLKCON.100/VH/TM2OE/W.200/82
 BLKCON.100/VH/TM2OE/W.200/84
 BLKCON.100/VH/TM2OE/W.200/86
 BLKCON.100/VH/TM2OE/W.200/88
 BLKCON.100/VH/TM2OE/W.200/90
 BLKCON.100/VH/TM2OE/W.200/92
 BLKCON.100/VH/TM2OE/W.200/94
 BLKCON.100/VH/TM2OE/W.200/96
 BLKCON.100/VH/TM2OE/W.200/98

Bcon.156 T Library

.156 Block Connectors
 Thru-hole Mount

RH Rt. angle Headers
TM Thru-hole mount
 1 1-in-line row
SQ Sequential pinout
S .045 sq. post
W .545 wide

BLKCON.156/RH/TM1SQS/W.545/10
 BLKCON.156/RH/TM1SQS/W.545/11
 BLKCON.156/RH/TM1SQS/W.545/12
 BLKCON.156/RH/TM1SQS/W.545/13
 BLKCON.156/RH/TM1SQS/W.545/14
 BLKCON.156/RH/TM1SQS/W.545/15
 BLKCON.156/RH/TM1SQS/W.545/16
 BLKCON.156/RH/TM1SQS/W.545/17
 BLKCON.156/RH/TM1SQS/W.545/18
 BLKCON.156/RH/TM1SQS/W.545/19
 BLKCON.156/RH/TM1SQS/W.545/2
 BLKCON.156/RH/TM1SQS/W.545/20
 BLKCON.156/RH/TM1SQS/W.545/21
 BLKCON.156/RH/TM1SQS/W.545/22
 BLKCON.156/RH/TM1SQS/W.545/23
 BLKCON.156/RH/TM1SQS/W.545/24
 BLKCON.156/RH/TM1SQS/W.545/2
 BLKCON.156/RH/TM1SQS/W.545/3
 BLKCON.156/RH/TM1SQS/W.545/4
 BLKCON.156/RH/TM1SQS/W.545/5
 BLKCON.156/RH/TM1SQS/W.545/6
 BLKCON.156/RH/TM1SQS/W.545/7
 BLKCON.156/RH/TM1SQS/W.545/8
 BLKCON.156/RH/TM1SQS/W.545/9

RH Rt. angle headers

TM Thru-hole mount
 1 1-in-line row
SQ Sequential pinout
S .045 sq. post
W .585 wide

BLKCON.156/RH/TM1SQS/W.585/10
 BLKCON.156/RH/TM1SQS/W.585/11
 BLKCON.156/RH/TM1SQS/W.585/12
 BLKCON.156/RH/TM1SQS/W.585/13
 BLKCON.156/RH/TM1SQS/W.585/14
 BLKCON.156/RH/TM1SQS/W.585/15
 BLKCON.156/RH/TM1SQS/W.585/16
 BLKCON.156/RH/TM1SQS/W.585/17
 BLKCON.156/RH/TM1SQS/W.585/18
 BLKCON.156/RH/TM1SQS/W.585/19
 BLKCON.156/RH/TM1SQS/W.585/2
 BLKCON.156/RH/TM1SQS/W.585/20
 BLKCON.156/RH/TM1SQS/W.585/21
 BLKCON.156/RH/TM1SQS/W.585/22
 BLKCON.156/RH/TM1SQS/W.585/23
 BLKCON.156/RH/TM1SQS/W.585/24
 BLKCON.156/RH/TM1SQS/W.585/3
 BLKCON.156/RH/TM1SQS/W.585/4
 BLKCON.156/RH/TM1SQS/W.585/5
 BLKCON.156/RH/TM1SQS/W.585/6
 BLKCON.156/RH/TM1SQS/W.585/7
 BLKCON.156/RH/TM1SQS/W.585/8
 BLKCON.156/RH/TM1SQS/W.585/9

VH Vertical headers
TM Thru-hole mount
 1 1-in-line row
SQ Odd-even pinout
S .045 sq. post
W .156 wide

BLKCON.156/VH/TM1SQS/W.156/10
 BLKCON.156/VH/TM1SQS/W.156/11
 BLKCON.156/VH/TM1SQS/W.156/12
 BLKCON.156/VH/TM1SQS/W.156/13
 BLKCON.156/VH/TM1SQS/W.156/14
 BLKCON.156/VH/TM1SQS/W.156/15
 BLKCON.156/VH/TM1SQS/W.156/16
 BLKCON.156/VH/TM1SQS/W.156/17
 BLKCON.156/VH/TM1SQS/W.156/18
 BLKCON.156/VH/TM1SQS/W.156/19
 BLKCON.156/VH/TM1SQS/W.156/2
 BLKCON.156/VH/TM1SQS/W.156/20
 BLKCON.156/VH/TM1SQS/W.156/21
 BLKCON.156/VH/TM1SQS/W.156/22
 BLKCON.156/VH/TM1SQS/W.156/23
 BLKCON.156/VH/TM1SQS/W.156/24
 BLKCON.156/VH/TM1SQS/W.156/3
 BLKCON.156/VH/TM1SQS/W.156/4
 BLKCON.156/VH/TM1SQS/W.156/5
 BLKCON.156/VH/TM1SQS/W.156/6

BLKCON.156/VH/TM1SQS/W.156/7
BLKCON.156/VH/TM1SQS/W.156/8
BLKCON.156/VH/TM1SQS/W.156/9

VH *Vertical headers*
TM *Thru-hole mount*
l *1-in-line row*
SQ *Sequential pinout*
S *.045 sq. post*
W *.312 wide*

BLKCON.156/VH/TM1SQS/W.312/10
BLKCON.156/VH/TM1SQS/W.312/11
BLKCON.156/VH/TM1SQS/W.312/12
BLKCON.156/VH/TM1SQS/W.312/13
BLKCON.156/VH/TM1SQS/W.312/14
BLKCON.156/VH/TM1SQS/W.312/15
BLKCON.156/VH/TM1SQS/W.312/16
BLKCON.156/VH/TM1SQS/W.312/17
BLKCON.156/VH/TM1SQS/W.312/18
BLKCON.156/VH/TM1SQS/W.312/19
BLKCON.156/VH/TM1SQS/W.312/2
BLKCON.156/VH/TM1SQS/W.312/20
BLKCON.156/VH/TM1SQS/W.312/21
BLKCON.156/VH/TM1SQS/W.312/22
BLKCON.156/VH/TM1SQS/W.312/23
BLKCON.156/VH/TM1SQS/W.312/24
BLKCON.156/VH/TM1SQS/W.312/3
BLKCON.156/VH/TM1SQS/W.312/4
BLKCON.156/VH/TM1SQS/W.312/5
BLKCON.156/VH/TM1SQS/W.312/6
BLKCON.156/VH/TM1SQS/W.312/7
BLKCON.156/VH/TM1SQS/W.312/8
BLKCON.156/VH/TM1SQS/W.312/9

CLCC Library

Surface & Thru-Hole Mount

Number Pins
CNR *Corner indexed*
SMS *Surface mount socket*
TMS *Thru-hole mount socket*
Number *Width dimension*

CLCC28
CLCC28/CNR
CLCC28/SMS/.725
CLCC28/TMS/.725
CLCC44
CLCC44/CNR
CLCC44/SMS/.925
CLCC44/TMS/.925
CLCC52
CLCC52/CNR
CLCC52/SMS/1.050

CLCC52/TMS/1.025
CLCC68
CLCC68/CNR
CLCC68/SMS/1.250
CLCC68/TMS/1.225
CLCC84
CLCC84/CNR
CLCC84/SMS/1.450
CLCC84/TMS/1.425

TM_CAP_P Library

Polarized Capacitors
Thru-Hole Mount

CPAX *Axial P,N pinout*
CPAXl *Axial 1,2 pinout*
... x ... *Pad-to-pad x width*
Number *Hole size*

Positive Pin "P"

CPAX/.575X.150/.031
CPAX/.600X.200/.034
CPAX/.625X.100/.031
CPAX/.650X.200/.031
CPAX/.650X.200/.034
CPAX/.650X.200/.037
CPAX/.675X.200/.037
CPAX/.675X.225/.034
CPAX/.675X.225/.037
CPAX/.725X.150/.034
CPAX/.750X.150/.031
CPAX/.750X.150/.034
CPAX/.775X.200/.031
CPAX/.775X.200/.034
CPAX/.775X.200/.037
CPAX/.800X.250/.034
CPAX/.800X.675/.050
CPAX/.850X.325/.034
CPAX/.850X.325/.037
CPAX/.850X.350/.034
CPAX/.850X.350/.037
CPAX/.875X.300/.034
CPAX/.875X.300/.037
CPAX/.875X.300/.037
CPAX/.875X.325/.034
CPAX/.875X.325/.037
CPAX/.875X.350/.034
CPAX/.875X.350/.037
CPAX/.900X.175/.031
CPAX/.950X.325/.034
CPAX/.950X.400/.034
CPAX/.950X.400/.037
CPAX/.950X.450/.034
CPAX/.950X.450/.037
CPAX/.950X.675/.050
CPAX/.975X.300/.037
CPAX/1.000X.225/.034

CPAX/1.000X.300/.031
CPAX/1.000X.300/.034
CPAX/1.000X.300/.037
CPAX/1.000X.325/.034
CPAX/1.000X.325/.037
CPAX/1.000X.350/.034
CPAX/1.000X.350/.037
CPAX/1.000X.375/.034
CPAX/1.000X.375/.037
CPAX/1.000X.400/.034
CPAX/1.000X.400/.037
CPAX/1.025X.225/.037
CPAX/1.025X.300/.037
CPAX/1.100X.375/.034
CPAX/1.100X.675/.050
CPAX/1.125X.300/.037
CPAX/1.125X.350/.037
CPAX/1.200X.325/.034
CPAX/1.200X.325/.037
CPAX/1.200X.350/.034
CPAX/1.200X.350/.037
CPAX/1.200X.400/.034
CPAX/1.200X.400/.037
CPAX/1.225X.325/.037
CPAX/1.250X.375/.037
CPAX/1.250X.425/.037
CPAX/1.250X.500/.034
CPAX/1.250X.500/.037
CPAX/1.275X.425/.034
CPAX/1.275X.425/.037
CPAX/1.300X.225/.031
CPAX/1.300X.375/.037
CPAX/1.300X.400/.037
CPAX/1.325X.400/.034
CPAX/1.325X.675/.037
CPAX/1.325X.675/.050
CPAX/1.325X.700/.037
CPAX/1.350X.375/.037
CPAX/1.350X.400/.037
CPAX/1.375X.200/.034
CPAX/1.400X.675/.037
CPAX/1.400X.700/.037
CPAX/1.450X.675/.037
CPAX/1.450X.700/.037
CPAX/1.500X.500/.037
CPAX/1.500X.650/.037
CPAX/1.500X.675/.037
CPAX/1.500X.700/.037
CPAX/1.525X.675/.050
CPAX/1.600X.300/.034
CPAX/1.625X.400/.034
CPAX/1.650X.300/.034
CPAX/1.650X.400/.037
CPAX/1.700X.325/.034
CPAX/1.775X.675/.050

Positive Pin "I"

CPAX/1.575X.150/.031

CPAX1/.600X.200/.034
CPAX1/.625X.100/.031
CPAX1/.650X.200/.031
CPAX1/.650X.200/.034
CPAX1/.650X.200/.037
CPAX1/.675X.200/.037
CPAX1/.675X.225/.034
CPAX1/.675X.225/.037
CPAX1/.725X.150/.034
CPAX1/.750X.150/.031
CPAX1/.750X.150/.034
CPAX1/.775X.200/.031
CPAX1/.775X.200/.034
CPAX1/.775X.200/.037
CPAX1/.800X.250/.034
CPAX1/.800X.675/.050
CPAX1/.850X.325/.034
CPAX1/.850X.325/.037
CPAX1/.850X.350/.034
CPAX1/.850X.350/.037
CPAX1/.875X.300/.034
CPAX1/.875X.300/.037
CPAX1/.875X.325/.034
CPAX1/.875X.325/.037
CPAX1/.875X.350/.034
CPAX1/.875X.350/.037
CPAX1/.900X.175/.031
CPAX1/.950X.325/.034
CPAX1/.950X.400/.034
CPAX1/.950X.400/.037
CPAX1/.950X.450/.034
CPAX1/.950X.450/.037
CPAX1/.950X.675/.050
CPAX1/.975X.300/.037
CPAX1/1.000X.225/.034
CPAX1/1.000X.300/.031
CPAX1/1.000X.300/.034
CPAX1/1.000X.300/.037
CPAX1/1.000X.325/.034
CPAX1/1.000X.325/.037
CPAX1/1.000X.350/.034
CPAX1/1.000X.350/.037
CPAX1/1.000X.375/.034
CPAX1/1.000X.375/.037
CPAX1/1.000X.400/.034
CPAX1/1.000X.400/.037
CPAX1/1.025X.225/.037
CPAX1/1.025X.300/.037
CPAX1/1.100X.375/.034
CPAX1/1.100X.675/.050
CPAX1/1.125X.300/.037
CPAX1/1.125X.350/.037
CPAX1/1.200X.325/.034
CPAX1/1.200X.325/.037
CPAX1/1.200X.350/.034
CPAX1/1.200X.350/.037
CPAX1/1.200X.400/.034
CPAX1/1.200X.400/.037
CPAX1/1.225X.325/.037
CPAX1/1.250X.375/.037

CPAX1/1.250X.425/.037
CPAX1/1.250X.500/.034
CPAX1/1.250X.500/.037
CPAX1/1.275X.425/.034
CPAX1/1.275X.425/.037
CPAX1/1.300X.225/.031
CPAX1/1.300X.375/.037
CPAX1/1.300X.400/.037
CPAX1/1.325X.400/.034
CPAX1/1.325X.675/.037
CPAX1/1.325X.675/.050
CPAX1/1.325X.700/.037
CPAX1/1.350X.375/.037
CPAX1/1.350X.400/.037
CPAX1/1.375X.200/.034
CPAX1/1.400X.675/.037
CPAX1/1.400X.700/.037
CPAX1/1.450X.675/.037
CPAX1/1.450X.700/.037
CPAX1/1.500X.500/.037
CPAX1/1.500X.650/.037
CPAX1/1.500X.675/.037
CPAX1/1.500X.700/.037
CPAX1/1.525X.675/.050
CPAX1/1.600X.300/.034
CPAX1/1.625X.400/.034
CPAX1/1.650X.300/.034
CPAX1/1.650X.400/.037
CPAX1/1.700X.325/.034
CPAX1/1.775X.675/.050

Cylindrical Polarized Caps

CPCYL Cylnd P,N pinout
CPCYL1 Cylnd 1,2 pinout
D Diameter
LS Lead spacing
Number Hole size

Positive Pin "P"

CPCYL/D.150/LS.100/.031
CPCYL/D.150/LS.125/.031
CPCYL/D.175/LS.100/.031
CPCYL/D.175/LS.125/.031
CPCYL/D.200/LS.100/.031
CPCYL/D.200/LS.125/.031
CPCYL/D.200/LS.150/.031
CPCYL/D.225/LS.100/.031
CPCYL/D.225/LS.125/.031
CPCYL/D.250/LS.100/.031
CPCYL/D.250/LS.125/.031
CPCYL/D.250/LS.150/.031
CPCYL/D.275/LS.100/.031
CPCYL/D.275/LS.100/.034
CPCYL/D.275/LS.100/.037
CPCYL/D.275/LS.125/.034
CPCYL/D.275/LS.125/.037

CPCYL/D.300/LS.100/.031
CPCYL/D.300/LS.100/.034
CPCYL/D.300/LS.125/.034
CPCYL/D.300/LS.200/.031
CPCYL/D.300/LS.200/.034
CPCYL/D.325/LS.125/.034
CPCYL/D.325/LS.175/.034
CPCYL/D.350/LS.175/.034
CPCYL/D.350/LS.200/.031
CPCYL/D.350/LS.200/.034
CPCYL/D.400/LS.200/.034
CPCYL/D.400/LS.225/.034
CPCYL/D.500/LS.200/.034
CPCYL/D.500/LS.200/.037
CPCYL/D.500/LS.200/.040
CPCYL/D.500/LS.225/.034
CPCYL/D.600/LS.150/.034
CPCYL/D.600/LS.175/.034
CPCYL/D.650/LS.300/.040
CPCYL/D.650/LS.325/.040
CPCYL/D.700/LS.300/.040
CPCYL/D.700/LS.325/.040
CPCYL/D.725/LS.300/.040
CPCYL/D.725/LS.325/.040

Positive Pin "I"

CPCYL1/D.150/LS.100/.031
CPCYL1/D.150/LS.125/.031
CPCYL1/D.175/LS.100/.031
CPCYL1/D.175/LS.125/.031
CPCYL1/D.200/LS.100/.031
CPCYL1/D.200/LS.125/.031
CPCYL1/D.200/LS.150/.031
CPCYL1/D.225/LS.100/.031
CPCYL1/D.225/LS.125/.031
CPCYL1/D.250/LS.100/.031
CPCYL1/D.250/LS.125/.031
CPCYL1/D.250/LS.150/.031
CPCYL1/D.275/LS.100/.031
CPCYL1/D.275/LS.100/.034
CPCYL1/D.275/LS.100/.037
CPCYL1/D.275/LS.125/.034
CPCYL1/D.275/LS.125/.037
CPCYL1/D.300/LS.100/.031
CPCYL1/D.300/LS.100/.034
CPCYL1/D.300/LS.125/.034
CPCYL1/D.300/LS.200/.031
CPCYL1/D.300/LS.200/.034
CPCYL1/D.325/LS.125/.034
CPCYL1/D.325/LS.175/.034
CPCYL1/D.350/LS.175/.034
CPCYL1/D.350/LS.200/.031
CPCYL1/D.350/LS.200/.034
CPCYL1/D.400/LS.200/.034
CPCYL1/D.400/LS.225/.034
CPCYL1/D.500/LS.200/.034
CPCYL1/D.500/LS.200/.037
CPCYL1/D.500/LS.200/.040

CPCYL1/D.500/LS.225/.034
CPCYL1/D.600/LS.150/.034
CPCYL1/D.600/LS.175/.034
CPCYL1/D.650/LS.300/.040
CPCYL1/D.650/LS.325/.040
CPCYL1/D.700/LS.300/.040
CPCYL1/D.700/LS.325/.040
CPCYL1/D.725/LS.300/.040
CPCYL1/D.725/LS.325/.040

TM_CYLND

Non-Polarized Cylindricals
Thru-Hole Mount

CYL Cylindrical
D Diameter
LS Lead spacing
Number Hole size

CYL/D.150/LS.100/.031
CYL/D.150/LS.125/.031
CYL/D.175/LS.100/.031
CYL/D.175/LS.125/.031
CYL/D.200/LS.100/.031
CYL/D.200/LS.125/.031
CYL/D.200/LS.150/.031
CYL/D.225/LS.100/.031
CYL/D.225/LS.125/.031
CYL/D.250/LS.100/.031
CYL/D.250/LS.125/.031
CYL/D.250/LS.150/.031
CYL/D.275/LS.100/.031
CYL/D.275/LS.100/.034
CYL/D.275/LS.100/.037
CYL/D.275/LS.125/.034
CYL/D.275/LS.125/.037
CYL/D.300/LS.100/.031
CYL/D.300/LS.100/.034
CYL/D.300/LS.125/.034
CYL/D.300/LS.200/.031
CYL/D.300/LS.200/.034
CYL/D.325/LS.125/.034
CYL/D.325/LS.150/.034
CYL/D.325/LS.175/.034
CYL/D.350/LS.175/.034
CYL/D.350/LS.200/.031
CYL/D.350/LS.200/.034
CYL/D.400/LS.200/.034
CYL/D.400/LS.225/.034
CYL/D.500/LS.200/.034
CYL/D.500/LS.200/.037
CYL/D.500/LS.200/.040
CYL/D.500/LS.225/.034
CYL/D.600/LS.150/.034
CYL/D.600/LS.175/.034
CYL/D.650/LS.300/.040
CYL/D.650/LS.325/.040

CYL/D.700/LS.300/.040
CYL/D.700/LS.325/.040
CYL/D.725/LS.300/.040
CYL/D.725/LS.325/.040

TM_Diode Library

Axial-Lead Diodes
Thru-Hole Mount

DAX Cathode pin C
DAX1 Cathode pin 1
DAX2 Cathode pin 2.
DO.. DO styles
1N 1N styles
... x ... Pad dist x width
Number Hole size

Cathode Pin "C"

DAX/.300X.050/.028
DAX/.350X.080/.031
DAX/.350X.200/.031
DAX/.375X.070/.034
DAX/.400X.080/.028
DAX/.425X.100/.040
DAX/.425X.125/.040
DAX/.425X.150/.040
DAX/.450X.090/.031
DAX/.450X.100/.034
DAX/.450X.125/.042
DAX/.450X.150/.040
DAX/.475X.125/.042
DAX/.500X.110/.046
DAX/.500X.125/.042
DAX/.550X.110/.034
DAX/.550X.120/.046
DAX/.550X.125/.034
DAX/.550X.140/.046
DAX/.550X.150/.046
DAX/.550X.160/.031
DAX/.575X.125/.046
DAX/.650X.080/.050
DAX/.700X.150/.042
DAX/.750X.150/.042
DAX/.775X.375/.062
DAX/.800X.110/.067
DAX/.800X.225/.062
DAX/.800X.375/.062
DAX/.825X.225/.062
DAX/.825X.375/.062
DAX/.850X.225/.062
DAX/.850X.260/.050
DAX/.900X.270/.050
DAX/.950X.150/.062

DAX/1N_4001-4007

DAX/1N_4370A-4372A
DAX/1N_4678-4717
DAX/1N_4719-4725
DAX/1N_4728A-4764A
DAX/1N_4933-4937
DAX/1N_5221B-5281B
DAX/1N_5333B-5388B
DAX/1N_5400-5408
DAX/1N_5441B-5456B
DAX/1N_5817-5819
DAX/1N_5820-5821
DAX/1N_5823-5825
DAX/1N_5913B-5956B
DAX/1N_5985B-6025B
DAX/1N_746A-759A
DAX/1N_957B-992B

DAX/DO204AA
DAX/DO204AB
DAX/DO204AC
DAX/DO204AD
DAX/DO204AE
DAX/DO204AF
DAX/DO204AG
DAX/DO204AH
DAX/DO204AJ
DAX/DO204AK
DAX/DO204AL
DAX/DO204AM
DAX/DO204AN
DAX/DO204AP
DAX/DO204AR
DAX/DO206AA
DAX/DO206AB
DAX/DO26
DAX/DO29
DAX/DO34
DAX/DO35
DAX/DO41
DAX/DO7
DAX/SOD57
DAX/SOD64

Cathode Pin "1"

DAX1/.300X.050/.028
DAX1/.350X.080/.031
DAX1/.350X.200/.031
DAX1/.375X.070/.034
DAX1/.400X.080/.028
DAX1/.425X.100/.040
DAX1/.425X.125/.040
DAX1/.425X.150/.040
DAX1/.450X.090/.031
DAX1/.450X.100/.034
DAX1/.450X.125/.042
DAX1/.450X.150/.040
DAX1/.475X.125/.042
DAX1/.500X.110/.046

DAX1/ 500X.125/042
DAX1/ 550X.110/ 034
DAX1/ 550X.120/046
DAX1/.550X.125/ 034
DAX1/.550X.140/046
DAX1/.550X.150/046
DAX1/.550X.160/031
DAX1/ 575X.125/046
DAX1/.650X.080/050
DAX1/.700X 150/042
DAX1/ 750X.150/042
DAX1/.775X.375/062
DAX1/.800X 110/067
DAX1/ 800X.225/062
DAX1/ 800X.375/062
DAX1/ 825X.225/062
DAX1/ 825X.375/ 062
DAX1/ 850X.225/ 062
DAX1/.850X.260/050
DAX1/.900X.270/050
DAX1/.950X.150/062

DAX1/IN_4001-4007
DAX1/IN_4370A-4372A
DAX1/IN_4678-4717
DAX1/IN_4719-4725
DAX1/IN_4728A-4764A
DAX1/IN_4933-4937
DAX1/IN_5221B-5281B
DAX1/IN_5333B-5388B
DAX1/IN_5400-5408
DAX1/IN_5441B-5456B
DAX1/IN_5817-5819
DAX1/IN_5820-5821
DAX1/IN_5823-5825
DAX1/IN_5913B-5956B
DAX1/IN_5985B-6025B
DAX1/IN_746A-759A
DAX1/IN_957B-992B

DAX1/DO204AA
DAX1/DO204AB
DAX1/DO204AC
DAX1/DO204AD
DAX1/DO204AE
DAX1/DO204AF
DAX1/DO204AG
DAX1/DO204AH
DAX1/DO204AJ
DAX1/DO204AK
DAX1/DO204AL
DAX1/DO204AM
DAX1/DO204AN
DAX1/DO204AP
DAX1/DO204AR
DAX1/DO206AA
DAX1/DO206AB
DAX1/DO26
DAX1/DO29
DAX1/DO34

DAX1/DO35
DAX1/DO41
DAX1/DO7
DAX1/SOD57
DAX1/SOD64

Cathode Pin "2"

DAX2/.300X.050/028
DAX2/.350X.080/031
DAX2/.350X.200/031
DAX2/.375X.070/034
DAX2/.400X.080/028
DAX2/.425X.100/040
DAX2/.425X.125/040
DAX2/.425X.150/040
DAX2/.450X.090/031
DAX2/.450X.100/034
DAX2/.450X.125/042
DAX2/.450X.150/040
DAX2/.475X.125/042
DAX2/.500X.110/046
DAX2/.500X.125/042
DAX2/.550X.110/034
DAX2/.550X.120/046
DAX2/.550X.125/034
DAX2/.550X.140/046
DAX2/.550X.150/046
DAX2/.550X.160/031
DAX2/.575X.125/046
DAX2/.650X.080/050
DAX2/.700X.150/042
DAX2/.750X.150/042
DAX2/.775X.375/062
DAX2/.800X.110/067
DAX2/.800X.225/062
DAX2/.800X.375/062
DAX2/.825X.225/062
DAX2/.825X.375/062
DAX2/.850X.225/062
DAX2/.850X.260/050
DAX2/.900X.270/050
DAX2/.950X 150/062

DAX2/IN_4001-4007
DAX2/IN_4370A-4372A
DAX2/IN_4678-4717
DAX2/IN_4719-4725
DAX2/IN_4728A-4764A
DAX2/IN_4933-4937
DAX2/IN_5221B-5281B
DAX2/IN_5333B-5388B
DAX2/IN_5400-5408
DAX2/IN_5441B-5456B
DAX2/IN_5817-5819
DAX2/IN_5820-5821
DAX2/IN_5823-5825
DAX2/IN_5913B-5956B
DAX2/IN_5985B-6025B

DAX2/IN_746A-759A
DAX2/IN_957B-992B

DAX2/DO204AA
DAX2/DO204AB
DAX2/DO204AC
DAX2/DO204AD
DAX2/DO204AE
DAX2/DO204AF
DAX2/DO204AG
DAX2/DO204AH
DAX2/DO204AJ
DAX2/DO204AK
DAX2/DO204AL
DAX2/DO204AM
DAX2/DO204AN
DAX2/DO204AP
DAX2/DO204AR
DAX2/DO206AA
DAX2/DO206AB
DAX2/DO26
DAX2/DO29
DAX2/DO34
DAX2/DO35
DAX2/DO41
DAX2/DO7
DAX2/SOD57
DAX2/SOD64

Dcon050 T Library

.050 D-Connectors
Thru-hole Mount

RS *Rt. angle sockets*
VS *Vertical sockets*
_ALT *Alternate pinout*
TM *Thru-hole mount*
Number Pins

Rt. Angle Sockets

DCON.050/RS/TM/100
DCON.050/RS/TM/120
DCON.050/RS/TM/20
DCON.050/RS/TM/26
DCON.050/RS/TM/28
DCON.050/RS/TM/40
DCON.050/RS/TM/50
DCON.050/RS/TM/60
DCON.050/RS/TM/68
DCON.050/RS/TM/80

Rt. Angle Sockets _ALT

DCON.050/RS_ALT/TM/100
DCON.050/RS_ALT/TM/120
DCON.050/RS_ALT/TM/20

DCON.050/RS_ALT/TM/26
DCON.050/RS_ALT/TM/28
DCON.050/RS_ALT/TM/40
DCON.050/RS_ALT/TM/50
DCON.050/RS_ALT/TM/60
DCON.050/RS_ALT/TM/68
DCON.050/RS_ALT/TM/80

Vertical Sockets

DCON.050/VS/TM/100
DCON.050/VS/TM/120
DCON.050/VS/TM/20
DCON.050/VS/TM/26
DCON.050/VS/TM/28
DCON.050/VS/TM/40
DCON.050/VS/TM/50
DCON.050/VS/TM/60
DCON.050/VS/TM/68
DCON.050/VS/TM/80

Vertical Sockets _ ALT

DCON.050/VS_ALT/TM/100
DCON.050/VS_ALT/TM/120
DCON.050/VS_ALT/TM/20
DCON.050/VS_ALT/TM/26
DCON.050/VS_ALT/TM/28
DCON.050/VS_ALT/TM/40
DCON.050/VS_ALT/TM/50
DCON.050/VS_ALT/TM/60
DCON.050/VS_ALT/TM/68
DCON.050/VS_ALT/TM/80

Dcon.085 Library

.085 D-Connectors
Thru-hole Mount

Centronics Compatible

RP *Rt. angle plug*
RS *Rt. angle socket*
VP *Vertical plug*
VS *Vertical socket*
TM *Thru-hole mount*
Number Pins

Vertical Plug .151 Rows

DCON.085X.151/VP/TM/14
DCON.085X.151/VP/TM/24
DCON.085X.151/VP/TM/36
DCON.085X.151/VP/TM/50

Vertical Socket .151 Rows

DCON.085X.151/VS/TM/14
DCON.085X.151/VS/TM/24
DCON.085X.151/VS/TM/36
DCON.085X.151/VS/TM/50

Rt. Angle Plug .169 Rows

DCON.085X.169/RP/TM/14
DCON.085X.169/RP/TM/24
DCON.085X.169/RP/TM/36
DCON.085X.169/RP/TM/50

Rt. Angle Socket .169 Rows

DCON.085X.169/RS/TM/14
DCON.085X.169/RS/TM/24
DCON.085X.169/RS/TM/36
DCON.085X.169/RS/TM/50

Vertical Plug .169 Rows

DCON.085X.169/VP/TM/14
DCON.085X.169/VP/TM/24
DCON.085X.169/VP/TM/36
DCON.085X.169/VP/TM/50

Vertical Socket .169 Rows

DCON.085X.169/VS/TM/14
DCON.085X.169/VS/TM/24
DCON.085X.169/VS/TM/36
DCON.085X.169/VS/TM/50

Dimm.050 F Library

.050 Dimm Edge Fingers

8 Byte Form

DIMM.050_FINGERS/8_BYTE

Standard Form

DIMM.050_FINGERS/128
DIMM.050_FINGERS/136
DIMM.050_FINGERS/144
DIMM.050_FINGERS/160
DIMM.050_FINGERS/200

Dimm.050 T Library

.050 Dimm Sockets
Thru-hole Mount

_8B *8 Byte style*

VS *Vertical sockets*

VS2 *Dual vertical sockets*

TM *Thru-hole mount*
Number Pins

Vertical Sockets

DIMM.050/VS/TM/104
DIMM.050/VS/TM/128
DIMM.050/VS/TM/136
DIMM.050/VS/TM/144
DIMM.050/VS/TM/160
DIMM.050/VS/TM/200

Dual Vertical Sockets

DIMM.050/VS2/TM/128X2
DIMM.050/VS2/TM/136X2
DIMM.050/VS2/TM/144X2
DIMM.050/VS2/TM/160X2
DIMM.050/VS2/TM/200X2

8B Vertical Socket

DIMM.050_8B/VS/TM/168

Dimm.050 Technology Files

Refer to Last Section

DIN Library

41612 Connectors

DIN32_AB/R
DIN32_AB/V
DIN64_AB/R
DIN64_AB/V
DIN64_AC/R
DIN64_AC/V
DIN96_ABC/R
DIN96_ABC/V

Circular Miniatures

Surface & thru-hole mount

DINC/MIN_SM/3
DINC/MIN_SM/4
DINC/MIN_SM/5
DINC/MIN_SM/6
DINC/MIN_SM/7
DINC/MIN_SM/8

DINC/MIN_TM/3
DINC/MIN_TM/4
DINC/MIN_TM/5
DINC/MIN_TM/6
DINC/MIN_TM/7

DINC/MIN_TM/8

*Circular Standard
Thru-hole mount*

DINC/STD_TM/4
DINC/STD_TM/5
DINC/STD_TM/6
DINC/STD_TM/7
DINC/STD_TM/8

DIP.100 T Library

.100 Pitch DIPS
Thru-Hole Mount

Number Pins

*W Row width
L Length*

DIP.100/14/W.300/L.700
DIP.100/14/W.300/L.725
DIP.100/14/W.300/L.750
DIP.100/14/W.300/L.775
DIP.100/14/W.300/L.800
DIP.100/14/W.300/L.825
DIP.100/14/W.300/L.850
DIP.100/16/W.300/L.775
DIP.100/16/W.300/L.800
DIP.100/16/W.300/L.825
DIP.100/16/W.300/L.875
DIP.100/16/W.300/L.900
DIP.100/16/W.300/L.950
DIP.100/18/W.300/L.900
DIP.100/18/W.300/L.925
DIP.100/18/W.300/L.950
DIP.100/20/W.300/L.975
DIP.100/20/W.300/L.1.000
DIP.100/20/W.300/L.1.025
DIP.100/20/W.300/L.1.050
DIP.100/20/W.300/L.1.075
DIP.100/20/W.300/L.1.100
DIP.100/20/W.400/L.1.000
DIP.100/20/W.400/L.1.025
DIP.100/20/W.400/L.1.050
DIP.100/22/W.300/L.1.075
DIP.100/22/W.300/L.1.100
DIP.100/22/W.300/L.1.125
DIP.100/22/W.300/L.1.150
DIP.100/22/W.300/L.1.200
DIP.100/22/W.400/L.1.125
DIP.100/22/W.400/L.1.150
DIP.100/24/W.300/L.1.175
DIP.100/24/W.300/L.1.200
DIP.100/24/W.300/L.1.225
DIP.100/24/W.300/L.1.250
DIP.100/24/W.300/L.1.275
DIP.100/24/W.300/L.1.300

DIP.100/24/W.400/L.1.225
DIP.100/24/W.400/L.1.250
DIP.100/24/W.600/L.1.200
DIP.100/24/W.600/L.1.225
DIP.100/24/W.600/L.1.250
DIP.100/24/W.600/L.1.275
DIP.100/24/W.600/L.1.300
DIP.100/28/W.300/L.1.375
DIP.100/28/W.300/L.1.400
DIP.100/28/W.300/L.1.425
DIP.100/28/W.300/L.1.450
DIP.100/28/W.300/L.1.475
DIP.100/28/W.300/L.1.500
DIP.100/28/W.400/L.1.425
DIP.100/28/W.400/L.1.450
DIP.100/28/W.600/L.1.400
DIP.100/28/W.600/L.1.425
DIP.100/28/W.600/L.1.450
DIP.100/28/W.600/L.1.475
DIP.100/28/W.600/L.1.500
DIP.100/28/W.600/L.1.525
DIP.100/28/W.600/L.1.550
DIP.100/28/W.600/L.1.575
DIP.100/28/W.600/L.1.600
DIP.100/32/W.300/L.1.600
DIP.100/32/W.300/L.1.625
DIP.100/32/W.600/L.1.600
DIP.100/32/W.600/L.1.625
DIP.100/32/W.600/L.1.650
DIP.100/32/W.600/L.1.675
DIP.100/32/W.600/L.1.700
DIP.100/36/W.600/L.1.825
DIP.100/36/W.600/L.1.850
DIP.100/36/W.900/L.1.800
DIP.100/40/W.600/L.2.025
DIP.100/40/W.600/L.2.050
DIP.100/40/W.600/L.2.075
DIP.100/40/W.600/L.2.100
DIP.100/48/W.600/L.2.425
DIP.100/48/W.600/L.2.450
DIP.100/48/W.600/L.2.475
DIP.100/48/W.600/L.2.500
DIP.100/6/W.300/L.375
DIP.100/64/W.900/L.3.225
DIP.100/64/W.900/L.3.250
DIP.100/8/W.300/L.400
DIP.100/8/W.300/L.425
DIP.100/8/W.300/L.450
DIP.100/8/W.300/L.475
DIP.100/8/W.300/L.500
DIP.100/8/W.300/L.525
DIP.100/8/W.300/L.550

DIP.100 B Library

.100 Pitch DIPS
Buttmount

Number Pins

*W Row width
L Length*

DIP.100B/14/W.300/L.800
DIP.100B/14/W.300/L.850
DIP.100B/16/W.300/L.850
DIP.100B/16/W.300/L.900
DIP.100B/16/W.300/L.950
DIP.100B/18/W.300/L.950
DIP.100B/20/W.300/L.1.050
DIP.100B/22/W.400/L.1.150
DIP.100B/24/W.300/L.1.300
DIP.100B/24/W.400/L.1.250
DIP.100B/24/W.600/L.1.300
DIP.100B/28/W.300/L.1.450
DIP.100B/8/W.300/L.450

TM_Disc Library

Offset-Leaded Discs
Thru-Hole Mount

*... x ... Length x width
LS Lead spacing
Number Hole size*

DISC/.200X.100/LS.200X.125/.034
DISC/.200X.150/LS.200X.175/.034
DISC/.200X.175/LS.250X.200/.034
DISC/.200X.200/LS.250X.225/.034
DISC/.275X.175/LS.200X.050/.034
DISC/.275X.175/LS.200X.075/.034
DISC/.275X.175/LS.200X.200/.034
DISC/.275X.200/LS.200X.075/.034
DISC/.275X.200/LS.200X.100/.034
DISC/.275X.200/LS.200X.200/.034
DISC/.300X.150/LS.200X.175/.034
DISC/.300X.150/LS.250X.175/.034
DISC/.300X.175/LS.250X.200/.034
DISC/.325X.250/LS.250X.275/.042
DISC/.325X.250/LS.375X.275/.042
DISC/.350X.175/LS.200X.050/.034
DISC/.350X.175/LS.200X.075/.034
DISC/.350X.175/LS.200X.100/.034
DISC/.350X.200/LS.200X.100/.034
DISC/.350X.225/LS.200X.125/.034
DISC/.400X.150/LS.200X.175/.031
DISC/.400X.175/LS.250X.200/.034
DISC/.400X.200/LS.250X.225/.034
DISC/.450X.175/LS.300X.075/.037
DISC/.450X.200/LS.300X.075/.037
DISC/.450X.200/LS.300X.100/.037
DISC/.450X.225/LS.300X.100/.037
DISC/.450X.250/LS.250X.275/.042
DISC/.450X.250/LS.300X.125/.037
DISC/.450X.250/LS.300X.150/.037
DISC/.450X.250/LS.375X.275/.042

DISC/.475X.175/LS.375X.200/.034
 DISC/.500X.200/LS.300X.075/.037
 DISC/.500X.225/LS.300X.100/.037
 DISC/.500X.250/LS.300X.125/.037
 DISC/.500X.275/LS.300X.150/.037
 DISC/.550X.250/LS.250X.275/.042
 DISC/.550X.250/LS.375X.275/.042
 DISC/.600X.175/LS.375X.200/.034
 DISC/.625X.175/LS.300X.075/.037
 DISC/.625X.200/LS.300X.100/.037
 DISC/.625X.225/LS.300X.100/.037
 DISC/.625X.250/LS.300X.125/.037
 DISC/.625X.275/LS.300X.150/.037
 DISC/.675X.250/LS.250X.275/.042
 DISC/.675X.250/LS.375X.275/.042
 DISC/.700X.175/LS.375X.200/.034
 DISC/.750X.250/LS.250X.275/.042
 DISC/.750X.250/LS.375X.275/.042
 DISC/.800X.250/LS.250X.275/.042
 DISC/.800X.250/LS.275X.275/.042
 DISC/.825X.175/LS.375X.200/.034
 DISC/.850X.175/LS.375X.200/.034
 DISC/.850X.200/LS.400X.075/.040
 DISC/.850X.200/LS.400X.100/.040
 DISC/.850X.225/LS.400X.100/.040
 DISC/.850X.250/LS.400X.125/.040
 DISC/.850X.275/LS.400X.150/.040
 DISC/.850X.350/LS.400X.225/.040
 DISC/.850X.400/LS.400X.275/.040
 DISC/.900X.250/LS.250X.275/.042
 DISC/1.000X.250/LS.250X.275/.042
 DISC/1.000X.250/LS.375X.275/.042

Dsub T Library

D-subminiatures
Thru-Hole Mount

RP Rt. angle plug
RS Rt. angle socket
VP Vertical plug
VS Vertical socket
.318 Edge to first pin row
584 Edge to first pin row
TM Thru-hole mount
Number Pins

Rt. Angle Plugs

DSUB/RP.318/TM/15
 DSUB/RP.318/TM/25
 DSUB/RP.318/TM/37
 DSUB/RP.318/TM/9
 DSUB/RP.584/TM/15
 DSUB/RP.584/TM/25
 DSUB/RP.584/TM/37
 DSUB/RP.584/TM/9

Rt. Angle Sockets

DSUB/RS.318/TM/15
 DSUB/RS.318/TM/25
 DSUB/RS.318/TM/37
 DSUB/RS.318/TM/9
 DSUB/RS.584/TM/15
 DSUB/RS.584/TM/25
 DSUB/RS.584/TM/37
 DSUB/RS.584/TM/9

Vertical Plugs

DSUB/VP/TM/15
 DSUB/VP/TM/25
 DSUB/VP/TM/37
 DSUB/VP/TM/50
 DSUB/VP/TM/9

Vertical Sockets

DSUB/VS/TM/15
 DSUB/VS/TM/25
 DSUB/VS/TM/37
 DSUB/VS/TM/50
 DSUB/VS/TM/9

Dsub T_HD Library

High Density D-sub5
Thru-Hole Mount

RP Rt. angle plug
RS Rt. angle socket
VP Vertical plug
VS Vertical socket
TM Thru-hole mount
Number Pins

Rt. Angle Plugs

DSUBHD/RP/TM/15
 DSUBHD/RP/TM/26
 DSUBHD/RP/TM/44
 DSUBHD/RP/TM/62
 DSUBHD/RP/TM/78

Rt. Angle Sockets

DSUBHD/RS/TM/15
 DSUBHD/RS/TM/26
 DSUBHD/RS/TM/44
 DSUBHD/RS/TM/62
 DSUBHD/RS/TM/78

Vertical Plugs

DSUBHD/VP/TM/15
 DSUBHD/VP/TM/26
 DSUBHD/VP/TM/44
 DSUBHD/VP/TM/62
 DSUBHD/VP/TM/78

Vertical Sockets

DSUBHD/VS/TM/15
 DSUBHD/VS/TM/26
 DSUBHD/VS/TM/44
 DSUBHD/VS/TM/62
 DSUBHD/VS/TM/78

Edge.100 T Library

.100 Edge Connector Sockets
Thru-Hole Mount

VS Vertical sockets
TM Thru-hole mount
2 2-in-line row
AN Alpha-numeric pinout
OE Odd-even pinout
SQ Sequential pinout
W .400 width
Number Pins

Alpha-Numeric Pinout

ECON.100/VS/TM2AN/W.400/100
 ECON.100/VS/TM2AN/W.400/104
 ECON.100/VS/TM2AN/W.400/120
 ECON.100/VS/TM2AN/W.400/24
 ECON.100/VS/TM2AN/W.400/26
 ECON.100/VS/TM2AN/W.400/36
 ECON.100/VS/TM2AN/W.400/50
 ECON.100/VS/TM2AN/W.400/60
 ECON.100/VS/TM2AN/W.400/62
 ECON.100/VS/TM2AN/W.400/70
 ECON.100/VS/TM2AN/W.400/80

Odd-Even Pinout

ECON.100/VS/TM2OE/W.400/100
 ECON.100/VS/TM2OE/W.400/104
 ECON.100/VS/TM2OE/W.400/120
 ECON.100/VS/TM2OE/W.400/24
 ECON.100/VS/TM2OE/W.400/26
 ECON.100/VS/TM2OE/W.400/36
 ECON.100/VS/TM2OE/W.400/50
 ECON.100/VS/TM2OE/W.400/60
 ECON.100/VS/TM2OE/W.400/62
 ECON.100/VS/TM2OE/W.400/70
 ECON.100/VS/TM2OE/W.400/80

Sequential Pinout

ECON.100/VS/TM2SQ/W.400/100
ECON.100/VS/TM2SQ/W.400/104
ECON.100/VS/TM2SQ/W.400/120
ECON.100/VS/TM2SQ/W.400/24
ECON.100/VS/TM2SQ/W.400/26
ECON.100/VS/TM2SQ/W.400/36
ECON.100/VS/TM2SQ/W.400/50
ECON.100/VS/TM2SQ/W.400/60
ECON.100/VS/TM2SQ/W.400/62
ECON.100/VS/TM2SQ/W.400/70
ECON.100/VS/TM2SQ/W.400/80

Eurocard Technology Files

Refer to Last Section

Fbus Library

Future Bus 2mm Connectors
Thru-Hole Mount

RS *Rt. angle socket*
VP *Vertical plug*
Number Pins

Rt. Angle Sockets

FBUS/RS/120
FBUS/RS/144
FBUS/RS/168
FBUS/RS/192
FBUS/RS/216
FBUS/RS/24
FBUS/RS/240
FBUS/RS/264
FBUS/RS/48
FBUS/RS/72
FBUS/RS/96

Vertical Plugs

FBUS/VP/120
FBUS/VP/144
FBUS/VP/168
FBUS/VP/192
FBUS/VP/216
FBUS/VP/24
FBUS/VP/240
FBUS/VP/264
FBUS/VP/48
FBUS/VP/72
FBUS/VP/96

ISA Library

Fingers

ISA/FINGERS

Socket

ISA/SOCKET

ISA Technology Files

Refer to Last Section

Lcon.100 T Library

.100 Latching Connectors
Thru-Hole Mount

RH *Rt. angle header*
VH *Vertical header*
TM *Thru-hole mount*
2 *2-in-line row*
OE *Odd-even pinout*
S *.025 sq.post*
W *.400 width*
Number Pins

Right Angle

LATCON.100/RH/TM2OE/W1.100/10
LATCON.100/RH/TM2OE/W1.100/14
LATCON.100/RH/TM2OE/W1.100/16
LATCON.100/RH/TM2OE/W1.100/20
LATCON.100/RH/TM2OE/W1.100/24
LATCON.100/RH/TM2OE/W1.100/26
LATCON.100/RH/TM2OE/W1.100/30
LATCON.100/RH/TM2OE/W1.100/34
LATCON.100/RH/TM2OE/W1.100/40
LATCON.100/RH/TM2OE/W1.100/50
LATCON.100/RH/TM2OE/W1.100/60
LATCON.100/RH/TM2OE/W1.100/64

Right Angle .025 Sq. Post

LATCON.100/RH/TM2OES/W1.100/10
LATCON.100/RH/TM2OES/W1.100/14
LATCON.100/RH/TM2OES/W1.100/16
LATCON.100/RH/TM2OES/W1.100/20
LATCON.100/RH/TM2OES/W1.100/24
LATCON.100/RH/TM2OES/W1.100/26
LATCON.100/RH/TM2OES/W1.100/30
LATCON.100/RH/TM2OES/W1.100/34
LATCON.100/RH/TM2OES/W1.100/40
LATCON.100/RH/TM2OES/W1.100/50
LATCON.100/RH/TM2OES/W1.100/60
LATCON.100/RH/TM2OES/W1.100/64

Vertical

LATCON.100/VH/TM2OE/W.350/10
LATCON.100/VH/TM2OE/W.350/14
LATCON.100/VH/TM2OE/W.350/16
LATCON.100/VH/TM2OE/W.350/20
LATCON.100/VH/TM2OE/W.350/24
LATCON.100/VH/TM2OE/W.350/26
LATCON.100/VH/TM2OE/W.350/30
LATCON.100/VH/TM2OE/W.350/34
LATCON.100/VH/TM2OE/W.350/40
LATCON.100/VH/TM2OE/W.350/50
LATCON.100/VH/TM2OE/W.350/60
LATCON.100/VH/TM2OE/W.350/64

Vertical .025 Sq. Posts

LATCON.100/VH/TM2OES/W.350/10
LATCON.100/VH/TM2OES/W.350/14
LATCON.100/VH/TM2OES/W.350/16
LATCON.100/VH/TM2OES/W.350/20
LATCON.100/VH/TM2OES/W.350/24
LATCON.100/VH/TM2OES/W.350/26
LATCON.100/VH/TM2OES/W.350/30
LATCON.100/VH/TM2OES/W.350/34
LATCON.100/VH/TM2OES/W.350/40
LATCON.100/VH/TM2OES/W.350/50
LATCON.100/VH/TM2OES/W.350/60
LATCON.100/VH/TM2OES/W.350/64

PC/104 Library

Headers

PC104_J1P1/HEADER
PC104_J2P2/HEADER

PC/104 Technology Files

Refer to Last Section

PCI Library

Fingers

PCI_32BIT_5V/FINGERS

Sockets

PCI_32BIT_5V/SOCKET

PCI Technology Files

Refer to Last Section

Pcon.100 T Library

.100 Polarized Connectors
Thru-Hole Mount

RH *Rt. angle header*
VH *Vertical header*
TM *Thru-hole mount*
I *I-in-line row*
SQ *Sequential pinout*
S *.025 sq.post*
W *Width*
Number Pins

Rt. Angle Headers .440 Wide

POLCON.100/RH/TM1SQS/W.440/10
POLCON.100/RH/TM1SQS/W.440/11
POLCON.100/RH/TM1SQS/W.440/12
POLCON.100/RH/TM1SQS/W.440/13
POLCON.100/RH/TM1SQS/W.440/14
POLCON.100/RH/TM1SQS/W.440/15
POLCON.100/RH/TM1SQS/W.440/16
POLCON.100/RH/TM1SQS/W.440/17
POLCON.100/RH/TM1SQS/W.440/18
POLCON.100/RH/TM1SQS/W.440/19
POLCON.100/RH/TM1SQS/W.440/2
POLCON.100/RH/TM1SQS/W.440/20
POLCON.100/RH/TM1SQS/W.440/21
POLCON.100/RH/TM1SQS/W.440/22
POLCON.100/RH/TM1SQS/W.440/23
POLCON.100/RH/TM1SQS/W.440/24
POLCON.100/RH/TM1SQS/W.440/25
POLCON.100/RH/TM1SQS/W.440/26
POLCON.100/RH/TM1SQS/W.440/27
POLCON.100/RH/TM1SQS/W.440/28
POLCON.100/RH/TM1SQS/W.440/29
POLCON.100/RH/TM1SQS/W.440/3
POLCON.100/RH/TM1SQS/W.440/30
POLCON.100/RH/TM1SQS/W.440/31
POLCON.100/RH/TM1SQS/W.440/32
POLCON.100/RH/TM1SQS/W.440/33
POLCON.100/RH/TM1SQS/W.440/34
POLCON.100/RH/TM1SQS/W.440/35
POLCON.100/RH/TM1SQS/W.440/36
POLCON.100/RH/TM1SQS/W.440/4
POLCON.100/RH/TM1SQS/W.440/5
POLCON.100/RH/TM1SQS/W.440/6
POLCON.100/RH/TM1SQS/W.440/7
POLCON.100/RH/TM1SQS/W.440/8
POLCON.100/RH/TM1SQS/W.440/9

Vertical Headers .300 Wide

POLCON.100/VH/TM1SQS/W.300/10
POLCON.100/VH/TM1SQS/W.300/11
POLCON.100/VH/TM1SQS/W.300/12

POLCON.100/VH/TM1SQS/W.300/13
POLCON.100/VH/TM1SQS/W.300/14
POLCON.100/VH/TM1SQS/W.300/15
POLCON.100/VH/TM1SQS/W.300/16
POLCON.100/VH/TM1SQS/W.300/17
POLCON.100/VH/TM1SQS/W.300/18
POLCON.100/VH/TM1SQS/W.300/19
POLCON.100/VH/TM1SQS/W.300/2
POLCON.100/VH/TM1SQS/W.300/20
POLCON.100/VH/TM1SQS/W.300/21
POLCON.100/VH/TM1SQS/W.300/22
POLCON.100/VH/TM1SQS/W.300/23
POLCON.100/VH/TM1SQS/W.300/24
POLCON.100/VH/TM1SQS/W.300/25
POLCON.100/VH/TM1SQS/W.300/26
POLCON.100/VH/TM1SQS/W.300/27
POLCON.100/VH/TM1SQS/W.300/28
POLCON.100/VH/TM1SQS/W.300/29
POLCON.100/VH/TM1SQS/W.300/3
POLCON.100/VH/TM1SQS/W.300/30
POLCON.100/VH/TM1SQS/W.300/31
POLCON.100/VH/TM1SQS/W.300/32
POLCON.100/VH/TM1SQS/W.300/33
POLCON.100/VH/TM1SQS/W.300/34
POLCON.100/VH/TM1SQS/W.300/35
POLCON.100/VH/TM1SQS/W.300/36
POLCON.100/VH/TM1SQS/W.300/4
POLCON.100/VH/TM1SQS/W.300/5
POLCON.100/VH/TM1SQS/W.300/6
POLCON.100/VH/TM1SQS/W.300/7
POLCON.100/VH/TM1SQS/W.300/8
POLCON.100/VH/TM1SQS/W.300/9

Pcon.156 Library

.156 Polarized Connectors
Thru-Hole Mount

RH *Rt. angle header*
VH *Vertical header*
TM *Thru-hole mount*
I *I-in-line row*
SQ *Sequential pinout*
S *.045 sq.post*
W *Width*
Number Pins

Rt. Angle Headers .800 Wide

POLCON.156/RH/TM1SQS/W.800/10
POLCON.156/RH/TM1SQS/W.800/11
POLCON.156/RH/TM1SQS/W.800/12
POLCON.156/RH/TM1SQS/W.800/13
POLCON.156/RH/TM1SQS/W.800/14
POLCON.156/RH/TM1SQS/W.800/15
POLCON.156/RH/TM1SQS/W.800/16
POLCON.156/RH/TM1SQS/W.800/17

POLCON.156/RH/TM1SQS/W.800/18
POLCON.156/RH/TM1SQS/W.800/19
POLCON.156/RH/TM1SQS/W.800/2
POLCON.156/RH/TM1SQS/W.800/20
POLCON.156/RH/TM1SQS/W.800/21
POLCON.156/RH/TM1SQS/W.800/22
POLCON.156/RH/TM1SQS/W.800/23
POLCON.156/RH/TM1SQS/W.800/24
POLCON.156/RH/TM1SQS/W.800/3
POLCON.156/RH/TM1SQS/W.800/4
POLCON.156/RH/TM1SQS/W.800/5
POLCON.156/RH/TM1SQS/W.800/6
POLCON.156/RH/TM1SQS/W.800/7
POLCON.156/RH/TM1SQS/W.800/8
POLCON.156/RH/TM1SQS/W.800/9

Vertical Headers .425 Wide

POLCON.156/VH/TM1SQS/W.425/10
POLCON.156/VH/TM1SQS/W.425/11
POLCON.156/VH/TM1SQS/W.425/12
POLCON.156/VH/TM1SQS/W.425/13
POLCON.156/VH/TM1SQS/W.425/14
POLCON.156/VH/TM1SQS/W.425/15
POLCON.156/VH/TM1SQS/W.425/16
POLCON.156/VH/TM1SQS/W.425/17
POLCON.156/VH/TM1SQS/W.425/18
POLCON.156/VH/TM1SQS/W.425/19
POLCON.156/VH/TM1SQS/W.425/2
POLCON.156/VH/TM1SQS/W.425/20
POLCON.156/VH/TM1SQS/W.425/21
POLCON.156/VH/TM1SQS/W.425/22
POLCON.156/VH/TM1SQS/W.425/23
POLCON.156/VH/TM1SQS/W.425/24
POLCON.156/VH/TM1SQS/W.425/3
POLCON.156/VH/TM1SQS/W.425/4
POLCON.156/VH/TM1SQS/W.425/5
POLCON.156/VH/TM1SQS/W.425/6
POLCON.156/VH/TM1SQS/W.425/7
POLCON.156/VH/TM1SQS/W.425/8
POLCON.156/VH/TM1SQS/W.425/9

PGA Library

Pin-Grid Arrays
Thru-Hole Mount

Array Grid _ Pitch
Pins

D *Hole size*
W *Width*

PGA10_050/100/D.034/W1.100
PGA10_050/64/D.034/W1.100
PGA10_050/68/D.034/W1.100
PGA10_050/84/D.034/W1.100
PGA11_050/108/D.034/W1.200
PGA11_050/112/D.034/W1.200

PGA11_050/116/D.034/W1.200
PGA11_050/121/D.034/W1.200
PGA11_050/68/D.034/W1.200
PGA11_050/69/D.034/W1.200
PGA11_050/70/D.034/W1.200
PGA11_050/72A/D.034/W1.200
PGA11_050/72B/D.034/W1.200
PGA11_050/73/D.034/W1.200
PGA11_050/76/D.034/W1.200
PGA11_050/84A/D.034/W1.200
PGA11_050/84B/D.034/W1.200
PGA11_050/85/D.034/W1.200
PGA11_050/88/D.034/W1.200
PGA11_050/96/D.034/W1.200
PGA12_050/108/D.034/W1.300
PGA12_050/109/D.034/W1.300
PGA12_050/144/D.034/W1.300
PGA12_050/44/D.034/W1.300
PGA12_050/84/D.034/W1.300
PGA12_050/89/D.034/W1.300
PGA13_050/100/D.034/W1.400
PGA13_050/101/D.034/W1.400
PGA13_050/114/D.034/W1.400
PGA13_050/120A/D.034/W1.400
PGA13_050/120B/D.034/W1.400
PGA13_050/121/D.034/W1.400
PGA13_050/124A/D.034/W1.400
PGA13_050/124B/D.034/W1.400
PGA13_050/128A/D.034/W1.400
PGA13_050/128B/D.034/W1.400
PGA13_050/132/D.034/W1.400
PGA13_050/133A/D.034/W1.400
PGA13_050/133B/D.034/W1.400
PGA13_050/144/D.034/W1.400
PGA13_050/169/D.034/W1.400
PGA13_050/84/D.034/W1.400
PGA13_050/85/D.034/W1.400
PGA13_050/88A/D.034/W1.400
PGA13_050/88B/D.034/W1.400
PGA13_050/89/D.034/W1.400
PGA14_050/101/D.034/W1.500
PGA14_050/132/D.034/W1.500
PGA14_050/133/D.034/W1.500
PGA14_050/160/D.034/W1.400
PGA14_050/179/D.034/W1.500
PGA14_050/180/D.034/W1.500
PGA14_050/184/D.034/W1.500
PGA14_050/196/D.034/W1.500
PGA14_050/95/D.034/W1.500
PGA15_050/100/D.034/W1.600
PGA15_050/104/D.034/W1.600
PGA15_050/144/D.034/W1.600
PGA15_050/145/D.034/W1.600
PGA15_050/149A/D.034/W1.600
PGA15_050/149B/D.034/W1.600
PGA15_050/156/D.034/W1.600
PGA15_050/176/D.034/W1.600
PGA15_050/179/D.034/W1.600
PGA15_050/180/D.034/W1.600
PGA15_050/181/D.034/W1.600

PGA15_050/212/D.034/W1.600
PGA15_050/223/D.034/W1.600
PGA15_050/225/D.034/W1.600
PGA16_050/155/D.034/W1.700
PGA16_050/156/D.034/W1.700
PGA16_050/160/D.034/W1.700
PGA16_050/172/D.034/W1.700
PGA16_050/256/D.034/W1.700
PGA17_050/168/D.034/W1.800
PGA17_050/169/D.034/W1.800
PGA17_050/188/D.034/W1.800
PGA17_050/208/D.034/W1.800
PGA17_050/209/D.034/W1.800
PGA17_050/225/D.034/W1.800
PGA17_050/240/D.034/W1.800
PGA17_050/289/D.034/W1.800
PGA18_050/179A/D.034/W1.900
PGA18_050/179B/D.034/W1.900
PGA18_050/191/D.034/W1.900
PGA18_050/324/D.034/W1.900
PGA19_050/240/D.034/W2.000
PGA19_050/280/D.034/W2.000
PGA19_050/361/D.034/W2.000
PGA20_050/400/D.034/W2.100
PGA21_050/273/D.034/W2.200
PGA21_050/441/D.034/W2.200
PGA35_050/325/D.028/W1.900
PGA8_050/44/D.034/W.900
PGA8_050/64/D.034/W.900
PGA9_050/52/D.034/W1.000
PGA9_050/56/D.034/W1.000
PGA9_050/72/D.034/W1.000
PGA9_050/76/D.034/W1.000
PGA9_050/81/D.034/W1.000

PLCC20/TMS/.675
PLCC22/.244X.444
PLCC28
PLCC28/.310X.510
PLCC28/SMS/.675
PLCC28/SMS/.700
PLCC28/TMS/.725
PLCC28/TMS/.750
PLCC28/TMS/.775
PLCC32
PLCC32/SMS/.650X.750
PLCC32/SMS/.675X.775
PLCC32/SMS/.700X.800
PLCC32/TMS/.700X.800
PLCC32/TMS/.725X.825
PLCC32/TMS/.750X.850
PLCC44
PLCC44/SMS/.875
PLCC44/SMS/.900
PLCC44/SMS/.925
PLCC44/TMS/.925
PLCC44/TMS/.950
PLCC44/TMS/.975
PLCC52
PLCC52/SMS/1.000
PLCC52/SMS/1.025
PLCC52/SMS/1.050
PLCC52/TMS/1.025
PLCC52/TMS/1.050
PLCC52/TMS/1.075
PLCC68
PLCC68/SMS/1.200
PLCC68/SMS/1.225
PLCC68/SMS/1.250
PLCC68/TMS/1.225
PLCC68/TMS/1.250
PLCC68/TMS/1.275
PLCC84
PLCC84/SMS/1.400
PLCC84/SMS/1.425
PLCC84/SMS/1.450
PLCC84/TMS/1.425
PLCC84/TMS/1.450
PLCC84/TMS/1.475

PLCC Library

Surface & Thru-Hole Mount

Number Pins

SMS Surface mount socket

TMS Thru-hole mount socket

Number Width dimension

PLCC100
PLCC100/SMS/1.600
PLCC100/SMS/1.625
PLCC100/SMS/1.650
PLCC100/TMS/1.625
PLCC100/TMS/1.650
PLCC100/TMS/1.675
PLCC124
PLCC18/.244X.384
PLCC18/.244X.444
PLCC20
PLCC20/SMS/.575
PLCC20/SMS/.600
PLCC20/TMS/.625
PLCC20/TMS/.650

QUAD Library

Surface & Thru-Hole Mount

Quad... Pitch

Number Pins

WG Opposing gull ends width

CTX Center indexed

SMS Surface mount socket

TMS Thru-hole mount socket

.025 Inch Pitch

QUAD.025/100/WG.885
QUAD.025/100/WG.885/CTX
QUAD.025/132/WG1.085
QUAD.025/132/WG1.085/CTX
QUAD.025/132/WG1.085/TMS1
QUAD.025/132/WG1.085/TMS2
QUAD.025/132/WG1.085/TMS3/CTX
QUAD.025/132/WG1.085/TMS4/CTX
QUAD.025/164/WG1.285
QUAD.025/164/WG1.285/CTX
QUAD.025/196/WG1.480/TMS1
QUAD.025/196/WG1.485
QUAD.025/196/WG1.485/CTX
QUAD.025/68/WG.685
QUAD.025/68/WG.685/CTX
QUAD.025/84/WG.785
QUAD.025/84/WG.785/CTX

.050 Inch Pitch

QUAD.050/100/WG1.485
QUAD.050/100/WG1.485/CTX
QUAD.050/36/WG.685
QUAD.050/36/WG.685/CTX
QUAD.050/44/WG.785
QUAD.050/44/WG.785/CTX
QUAD.050/52/WG.885
QUAD.050/52/WG.885/CTX
QUAD.050/68/WG1.085
QUAD.050/68/WG1.085/CTX
QUAD.050/84/WG1.285
QUAD.050/84/WG1.285/CTX

.40 mm Pitch

QUAD.40M/100/WG14.00
QUAD.40M/100/WG14.60
QUAD.40M/120/WG16.00
QUAD.40M/120/WG16.60
QUAD.40M/176/WG22.00
QUAD.40M/176/WG22.60
QUAD.40M/216/WG26.00
QUAD.40M/216/WG26.60
QUAD.40M/256/WG30.00
QUAD.40M/256/WG30.60
QUAD.40M/296/WG34.60
QUAD.40M/336/WG38.60
QUAD.40M/376/WG42.60
QUAD.40M/40/WG7.00
QUAD.40M/64/WG9.00
QUAD.40M/80/WG12.00
QUAD.40M/80/WG12.60

.50 mm Pitch

QUAD.50M/100/WG16.00
QUAD.50M/100/WG16.10
QUAD.50M/100/WG16.60
QUAD.50M/128/WG16.00X22.00

QUAD.50M/128/WG22.60
QUAD.50M/144/WG22.00
QUAD.50M/144/WG22.60
QUAD.50M/176/WG26.00
QUAD.50M/176/WG26.60
QUAD.50M/208/WG30.00
QUAD.50M/208/WG30.60
QUAD.50M/208/WG30.70
QUAD.50M/208/WG30.70/SMS1
QUAD.50M/216/WG30.10
QUAD.50M/240/WG34.60
QUAD.50M/272/WG38.60
QUAD.50M/304/WG42.60
QUAD.50M/304/WG42.80
QUAD.50M/304/WG42.80/SMS1
QUAD.50M/32/WG7.00
QUAD.50M/48/WG9.00
QUAD.50M/64/WG12.00
QUAD.50M/64/WG12.60
QUAD.50M/80/WG14.00
QUAD.50M/80/WG14.60

.65 mm Pitch

QUAD.65M/100/WG16.00X22.00
QUAD.65M/100/WG17.45X23.45
QUAD.65M/100/WG18.15X24.15
QUAD.65M/112/WG22.00
QUAD.65M/112/WG23.45
QUAD.65M/136/WG27.45
QUAD.65M/144/WG31.45
QUAD.65M/144/WG31.45/TMS1
QUAD.65M/144/WG32.15
QUAD.65M/160/WG30.00
QUAD.65M/160/WG31.45
QUAD.65M/160/WG31.45/SMS1
QUAD.65M/160/WG31.45/TMS1
QUAD.65M/160/WG32.15
QUAD.65M/184/WG35.45
QUAD.65M/184/WG36.15
QUAD.65M/232/WG43.45
QUAD.65M/232/WG44.15
QUAD.65M/40/WG9.00
QUAD.65M/52/WG12.00
QUAD.65M/52/WG13.45
QUAD.65M/52/WG14.15
QUAD.65M/64/WG14.00
QUAD.65M/80/WG16.00
QUAD.65M/80/WG17.45
QUAD.65M/80/WG17.45/SMS1
QUAD.65M/80/WG18.15
QUAD.65M/88/WG19.45

.80 mm Pitch

QUAD.80M/120/WG31.45
QUAD.80M/120/WG32.15
QUAD.80M/128/WG31.45
QUAD.80M/128/WG32.15

QUAD.80M/32/WG9.00
QUAD.80M/44/WG12.00
QUAD.80M/44/WG13.45
QUAD.80M/44/WG14.15
QUAD.80M/52/WG14.00
QUAD.80M/64/WG16.00
QUAD.80M/64/WG17.45
QUAD.80M/64/WG18.15
QUAD.80M/80/WG17.45X23.45
QUAD.80M/80/WG18.15X24.15

1.00 mm Pitch

QUAD1.0M/36/WG12.00
QUAD1.0M/44/WG14.00
QUAD1.0M/52/WG16.00
QUAD1.0M/52/WG17.45
QUAD1.0M/52/WG18.15
QUAD1.0M/64/WG17.45X23.45
QUAD1.0M/64/WG18.15X24.15

QUAD_B Library

Bumpered Quads

Surface & Thru-Hole Mount

QuadB...Pitch

Number Pins

<i>WG</i>	<i>Opposing gull ends width</i>
<i>CTX</i>	<i>Center indexed</i>
<i>SMS</i>	<i>Surface mount socket</i>
<i>TMS</i>	<i>Thru-hole mount socket</i>

.025 mm Pitch

QUADB.025/100/WG.880
QUADB.025/100/WG.880/CTX
QUADB.025/100/WG.880/TMS1/CTX
QUADB.025/100/WG.880/TMS2/CTX
QUADB.025/100/WG.880/TMS3
QUADB.025/100/WG.880/TMS4
QUADB.025/100/WG.885
QUADB.025/100/WG.885/CTX
QUADB.025/100/WG.890
QUADB.025/100/WG.890/CTX
QUADB.025/132/WG1.080
QUADB.025/132/WG1.080/CTX
QUADB.025/132/WG1.080/TMS1/CTX
QUADB.025/132/WG1.080/TMS2/CTX
QUADB.025/132/WG1.080/TMS3
QUADB.025/132/WG1.080/TMS4
QUADB.025/132/WG1.085
QUADB.025/132/WG1.085/CTX
QUADB.025/132/WG1.090
QUADB.025/132/WG1.090/CTX
QUADB.025/148/WG1.185
QUADB.025/148/WG1.185/CTX

QUADB.025/164/WG1.280
 QUADB.025/164/WG1.280/CTX
 QUADB.025/164/WG1.280/TMS1
 QUADB.025/164/WG1.280/TMS2/CTX
 QUADB.025/164/WG1.285
 QUADB.025/164/WG1.285/CTX
 QUADB.025/164/WG1.290
 QUADB.025/164/WG1.290/CTX
 QUADB.025/196/WG1.480
 QUADB.025/196/WG1.480/CTX
 QUADB.025/196/WG1.480/SMS1/CTX
 QUADB.025/196/WG1.480/SMS2
 QUADB.025/244/WG1.780
 QUADB.025/244/WG1.780/CTX
 QUADB.025/44/WG.535
 QUADB.025/44/WG.535/CTX
 QUADB.025/52/WG.580
 QUADB.025/52/WG.580/CTX
 QUADB.025/52/WG.585
 QUADB.025/52/WG.585/CTX
 QUADB.025/68/WG.680
 QUADB.025/68/WG.680/CTX
 QUADB.025/68/WG.685
 QUADB.025/68/WG.685/CTX
 QUADB.025/84/WG.780
 QUADB.025/84/WG.780/CTX
 QUADB.025/84/WG.780/TMS1
 QUADB.025/84/WG.785
 QUADB.025/84/WG.785/CTX
 QUADB.025/84/WG.790
 QUADB.025/84/WG.790/CTX

RAD/.325X.200/LS.200/.031
 RAD/.350X.175/LS.200/.031
 RAD/.350X.200/LS.200/.031
 RAD/.400X.150/LS.200/.031
 RAD/.400X.150/LS.200/.034
 RAD/.400X.150/LS.300/.031
 RAD/.400X.150/LS.300/.034
 RAD/.400X.175/LS.300/.031
 RAD/.400X.175/LS.300/.034
 RAD/.400X.200/LS.300/.031
 RAD/.400X.200/LS.300/.034
 RAD/.400X.225/LS.300/.031
 RAD/.400X.225/LS.300/.034
 RAD/.400X.250/LS.300/.031
 RAD/.400X.250/LS.300/.034
 RAD/.400X.250/LS.300/.034
 RAD/.400X.275/LS.300/.031
 RAD/.400X.275/LS.300/.034
 RAD/.400X.300/LS.300/.031
 RAD/.400X.300/LS.300/.034
 RAD/.400X.325/LS.300/.031
 RAD/.400X.325/LS.300/.034
 RAD/.425X.175/LS.300/.031
 RAD/.425X.200/LS.300/.034
 RAD/.425X.225/LS.300/.034
 RAD/.425X.250/LS.300/.034
 RAD/.450X.150/LS.300/.031
 RAD/.450X.150/LS.300/.034
 RAD/.450X.175/LS.300/.031
 RAD/.450X.175/LS.300/.034
 RAD/.450X.200/LS.300/.031
 RAD/.450X.200/LS.300/.034
 RAD/.450X.225/LS.300/.031
 RAD/.450X.225/LS.300/.034
 RAD/.450X.250/LS.300/.031
 RAD/.450X.250/LS.300/.034
 RAD/.450X.275/LS.300/.031
 RAD/.450X.275/LS.300/.034
 RAD/.450X.300/LS.300/.031
 RAD/.450X.300/LS.300/.034
 RAD/.450X.325/LS.300/.031
 RAD/.450X.325/LS.300/.034
 RAD/.475X.175/LS.400/.034
 RAD/.475X.200/LS.300/.034
 RAD/.475X.200/LS.400/.034
 RAD/.475X.225/LS.300/.034
 RAD/.475X.225/LS.400/.034
 RAD/.475X.250/LS.300/.034
 RAD/.475X.250/LS.400/.034
 RAD/.475X.275/LS.400/.034
 RAD/.525X.175/LS.400/.040
 RAD/.525X.200/LS.400/.040
 RAD/.575X.225/LS.400/.034
 RAD/.575X.250/LS.400/.034
 RAD/.575X.275/LS.400/.034
 RAD/.575X.300/LS.400/.034
 RAD/.675X.175/LS.600/.034
 RAD/.675X.200/LS.600/.034
 RAD/.675X.225/LS.600/.034
 RAD/.675X.250/LS.600/.034
 RAD/.675X.275/LS.500/.034

RAD/.675X.275/LS.600/.040
 RAD/.675X.300/LS.500/.034
 RAD/.675X.300/LS.600/.040
 RAD/.675X.325/LS.600/.040
 RAD/.675X.350/LS.500/.034
 RAD/.675X.350/LS.600/.040
 RAD/.700X.200/LS.600/.040
 RAD/.725X.225/LS.600/.040
 RAD/.725X.250/LS.600/.040
 RAD/.725X.275/LS.600/.040
 RAD/.725X.300/LS.600/.040
 RAD/.725X.325/LS.600/.040
 RAD/.725X.350/LS.600/.040
 RAD/.800X.325/LS.600/.034
 RAD/.800X.350/LS.600/.034
 RAD/.800X.375/LS.600/.034
 RAD/CK05
 RAD/CK06

Relay Library

Surface & Thru-Hole Mount

RELAY1
 RELAY10
 RELAY11
 RELAY12
 RELAY13
 RELAY14
 RELAY15
 RELAY16
 RELAY17
 RELAY18
 RELAY19
 RELAY2
 RELAY20
 RELAY21
 RELAY22
 RELAY23
 RELAY24
 RELAY25
 RELAY26
 RELAY27
 RELAY28
 RELAY29
 RELAY3
 RELAY30
 RELAY31
 RELAY32
 RELAY33
 RELAY34
 RELAY35
 RELAY36
 RELAY37
 RELAY38
 RELAY39
 RELAY4
 RELAY40
 RELAY41
 RELAY42

TM_RAD Library

Non-Polarized Radial-Lead Thru-Hole Mount

... x ... Pad-to-pad x width
LS Lead spacing
Number Hole size

RAD/.100X.050/LS.100/.031
 RAD/.100X.100/LS.100/.031
 RAD/.150X.100/LS.100/.031
 RAD/.200X.100/LS.100/.031
 RAD/.200X.125/LS.100/.031
 RAD/.250X.125/LS.200/.031
 RAD/.250X.125/LS.200/.034
 RAD/.300X.100/LS.200/.031
 RAD/.300X.125/LS.200/.031
 RAD/.300X.150/LS.200/.031
 RAD/.300X.175/LS.200/.031
 RAD/.300X.200/LS.200/.031
 RAD/.300X.225/LS.200/.031
 RAD/.300X.250/LS.200/.031
 RAD/.300X.275/LS.200/.031
 RAD/.300X.300/LS.200/.031
 RAD/.300X.325/LS.200/.031
 RAD/.325X.175/LS.200/.031

RELAY43
RELAY44
RELAY45
RELAY46
RELAY47
RELAY48
RELAY49
RELAY5
RELAY6
RELAY7
RELAY8
RELAY9

RF Library

Rf Connectors

RF/... Style
Number Rt. angle distance

RF/BNC/R1.350
RF/SMA/R.425
RF/SMA/R.725
RF/SMA/V
RF/SMB/R.475
RF/SMB/V
RF/SSMB/R.325
RF/SSMB/V
RF/TNC/R1.350
RF/TNC/V

SBus Library

D-Connectors
Vertical Plug & Socket

SBUS/VP/TM/96
SBUS/VS/TM/96

Simm.050 F Library

.050 Simm Edge Fingers

LP Left polarized
RP Right polarized
Number Pins

SIMM.050_FINGERS/LP/100
SIMM.050_FINGERS/LP/38
SIMM.050_FINGERS/LP/40
SIMM.050_FINGERS/LP/64
SIMM.050_FINGERS/LP/68
SIMM.050_FINGERS/LP/72
SIMM.050_FINGERS/LP/80
SIMM.050_FINGERS/RP/100
SIMM.050_FINGERS/RP/38
SIMM.050_FINGERS/RP/40
SIMM.050_FINGERS/RP/64
SIMM.050_FINGERS/RP/68

SIMM.050_FINGERS/RP/72
SIMM.050_FINGERS/RP/80

Simm.050 T Library

.050 Simm Sockets
Thru-hole Mount

LPS Low profile socket
RS Rt. angle socket
VS Vertical socket
VS2 Dual vertical sockets
_LP Left polarized
_RP Right polarized
TM Thru-hole mount
Number Pins

Low Profile _ Left Polarized

SIMM.050/LPS_LP/TM/40
SIMM.050/LPS_LP/TM/56
SIMM.050/LPS_LP/TM/60
SIMM.050/LPS_LP/TM/64
SIMM.050/LPS_LP/TM/68
SIMM.050/LPS_LP/TM/72
SIMM.050/LPS_LP/TM/80

Low Profile Dual _ Left Polarized

SIMM.050/LPS2_LP/TM/40X2
SIMM.050/LPS2_LP/TM/56X2
SIMM.050/LPS2_LP/TM/60X2
SIMM.050/LPS2_LP/TM/64X2
SIMM.050/LPS2_LP/TM/68X2
SIMM.050/LPS2_LP/TM/72X2
SIMM.050/LPS2_LP/TM/80X2

Rt. Angle _ Left Polarized

SIMM.050/RS_LP/TM/40
SIMM.050/RS_LP/TM/64
SIMM.050/RS_LP/TM/68
SIMM.050/RS_LP/TM/72
SIMM.050/RS_LP/TM/80
SIMM.050/RS_LP/TM/84

Rt. Angle _ Right Polarized

SIMM.050/RS_RP/TM/64
SIMM.050/RS_RP/TM/68
SIMM.050/RS_RP/TM/72
SIMM.050/RS_RP/TM/80

Vertical _ Left Polarized

SIMM.050/VS_LP/TM/100

SIMM.050/VS_LP/TM/38
SIMM.050/VS_LP/TM/40
SIMM.050/VS_LP/TM/64
SIMM.050/VS_LP/TM/68
SIMM.050/VS_LP/TM/72
SIMM.050/VS_LP/TM/80

Vertical _ Right Polarized

SIMM.050/VS_RP/TM/100
SIMM.050/VS_RP/TM/38
SIMM.050/VS_RP/TM/40
SIMM.050/VS_RP/TM/64
SIMM.050/VS_RP/TM/68
SIMM.050/VS_RP/TM/72
SIMM.050/VS_RP/TM/80

Vertical Dual _ Left Polarized

SIMM.050/VS2_LP/TM/100X2
SIMM.050/VS2_LP/TM/38X2
SIMM.050/VS2_LP/TM/40X2
SIMM.050/VS2_LP/TM/64X2
SIMM.050/VS2_LP/TM/68X2
SIMM.050/VS2_LP/TM/72X2
SIMM.050/VS2_LP/TM/80X2

Vertical Dual _ Right Polarized

SIMM.050/VS2_RP/TM/100X2
SIMM.050/VS2_RP/TM/38X2
SIMM.050/VS2_RP/TM/40X2
SIMM.050/VS2_RP/TM/64X2
SIMM.050/VS2_RP/TM/68X2
SIMM.050/VS2_RP/TM/72X2
SIMM.050/VS2_RP/TM/80X2

Simm.050 Technology Files

Refer to Last Section

Simm.100 F Library

.100 Simm Edge Fingers

LP Left polarized
RP Right polarized
Number Pins

Left Polarized

SIMM.100_FINGERS/LP/22
SIMM.100_FINGERS/LP/30
SIMM.100_FINGERS/LP/35
SIMM.100_FINGERS/LP/42

Right Polarized

SIMM.100_FINGERS/RP/22
SIMM.100_FINGERS/RP/30
SIMM.100_FINGERS/RP/35
SIMM.100_FINGERS/RP/40
SIMM.100_FINGERS/RP/42
SIMM.100_FINGERS/RP/45

Simm.100 T Library

.100 Simm Sockets
Thru-hole Mount

LPS *Low profile socket*
LPS2 *Dual low profile sockets*
RS *Rt. angle socket*
VS *Vertical socket*
VS2 *Dual vertical sockets*
TM *Thru-hole mount*
Number Pins

Low-Profile Sockets

SIMM.100/LPS/TM/30
SIMM.100/LPS/TM/35
SIMM.100/LPS/TM/40
SIMM.100/LPS/TM/42
SIMM.100/LPS/TM/45

Dual Low Profile Sockets

SIMM.100/LPS2/TM/30X2
SIMM.100/LPS2/TM/35X2
SIMM.100/LPS2/TM/40X2
SIMM.100/LPS2/TM/42X2
SIMM.100/LPS2/TM/45X2

Rt. Angle Socket

SIMM.100/RS/TM/30

Vertical Socket

SIMM.100/VS/TM/30
SIMM.100/VS/TM/35
SIMM.100/VS/TM/40
SIMM.100/VS/TM/42
SIMM.100/VS/TM/45

Dual Vertical Sockets

SIMM.100/VS2/TM/W.300/30X2
SIMM.100/VS2/TM/W.400/30X2
SIMM.100/VS2/TM/W.400/35X2
SIMM.100/VS2/TM/W.400/40X2
SIMM.100/VS2/TM/W.400/42X2
SIMM.100/VS2/TM/W.400/45X2

Simm.100 Technology Files

Refer to Last Section

SIP Library

Surface & Thru-Hole Mount

SM *Surface mount*
TM *Thru-hole mount*
_DIL *Dual-in-line*
L *Length*

SIP/SM/L.475/8
SIP/SM/L.525/9
SIP/SM/L.575/10
SIP/SM/L.675/12
SIP/SM_DIL/L.475/16
SIP/SM_DIL/L.525/18
SIP/SM_DIL/L.575/20
SIP/SM_DIL/L.675/24

SIP/TM/L.200/2
SIP/TM/L.300/3
SIP/TM/L.400/4
SIP/TM/L.500/5
SIP/TM/L.600/6
SIP/TM/L.700/7
SIP/TM/L.800/8
SIP/TM/L.900/9
SIP/TM/L1.000/10
SIP/TM/L1.100/11
SIP/TM/L1.200/12

SM Library

Discrete Components

C *Chip capacitor*
CT *Tantalum Capacitor*
D *Diode*
L *Inductor*
R *Resistor*
Styles *DO,SC,SOT,SOD*

SM/_DPAK
SM/_SMB

Chip Capacitors

SM/C_0402
SM/C_0504
SM/C_0603
SM/C_0805
SM/C_1206

SM/C_1210
SM/C_1812
SM/C_1825

Tantalum Capacitors

SM/CT_3216
SM/CT_3216_12
SM/CT_3528
SM/CT_3528_12
SM/CT_6032
SM/CT_6032_12
SM/CT_7343
SM/CT_7343_12

Diodes

C,A default pinout
_12 *Cathode pin 1*
_21 *Cathode pin 2*

SM/D_0805
SM/D_0805_12
SM/D_0805_21
SM/D_1206
SM/D_1206_12
SM/D_1206_21
SM/D_1406
SM/D_1406_12
SM/D_1406_21
SM/D_2309
SM/D_2309_12
SM/D_2309_21
SM/D_MLL34
SM/D_MLL34_12
SM/D_MLL34_21
SM/D_MLL41
SM/D_MLL41_12
SM/D_MLL41_21
SM/D_SOD87
SM/D_SOD87_12
SM/D_SOD87_21
SM/DO213AA
SM/DO213AA_12
SM/DO213AA_21
SM/DO213AB
SM/DO213AB_12
SM/DO213AB_21
SM/DO213AC
SM/DO213AC_12
SM/DO213AC_21
SM/DO214AA
SM/DO214AA_12
SM/DO214AA_21
SM/DO214AB
SM/DO214AB_12
SM/DO214AB_21
SM/DO214AC

SM/DO214AC_12
SM/DO214AC_21

Inductors

SM/L_0805
SM/L_1110
SM/L_1206
SM/L_1210
SM/L_1212
SM/L_1614
SM/L_1806
SM/L_1812
SM/L_2015
SM/L_2220
SM/L_3312

Resistors

SM/R_0402
SM/R_0603
SM/R_0805
SM/R_1206
SM/R_1210
SM/R_2010
SM/R_2512

Transistors & Fets

SM/SC59_123
SM/SC59_BEC
SM/SC59_EBC
SM/SC59_ECB
SM/SC70_123
SM/SC70_BEC
SM/SC70_EBC
SM/SC70_ECB
SM/SOT143_1234
SM/SOT143_BCEC
SM/SOT143_CBEE
SM/SOT143_CEBE
SM/SOT223_1234
SM/SOT223_ACNC
SM/SOT223_BCEC
SM/SOT223_DGSG
SM/SOT223_GDSG
SM/SOT223_SDGD
SM/SOT23_123
SM/SOT23_231
SM/SOT23_312
SM/SOT23_BCE
SM/SOT23_BEC
SM/SOT23_CBE
SM/SOT23_DGS
SM/SOT23_DSG
SM/SOT23_EBC
SM/SOT23_ECB
SM/SOT23_GDS
SM/SOT23_GSD

SM/SOT23_SDG
SM/SOT23_SGD
SM/SOT89_123
SM/SOT89_1X3
SM/SOT89_EBC
SM/SOT89_SDG

SOG Library

SM SO Gull-Wing Families

SOG... Pitch

Number Pins

WG Opposing gull ends width

L Length

.025 Pitch

SOG.025/28/WG.420/L.375
SOG.025/28/WG.420/L.400
SOG.025/48/WG.420/L.600
SOG.025/48/WG.420/L.625
SOG.025/48/WG.420/L.650
SOG.025/56/WG.420/L.700
SOG.025/56/WG.420/L.725

.050 Pitch

SOG.050/10/WG.275/L.350
SOG.050/12/WG.275/L.350
SOG.050/14/WG.244/L.325
SOG.050/14/WG.244/L.350
SOG.050/14/WG.244/L.375
SOG.050/14/WG.275/L.450
SOG.050/14/WG.420/L.350
SOG.050/14/WG.420/L.375
SOG.050/16/WG.244/L.375
SOG.050/16/WG.244/L.400
SOG.050/16/WG.244/L.425
SOG.050/16/WG.350/L.450
SOG.050/16/WG.420/L.400
SOG.050/16/WG.420/L.425
SOG.050/18/WG.350/L.550
SOG.050/20/WG.350/L.550
SOG.050/20/WG.420/L.500
SOG.050/20/WG.420/L.525
SOG.050/20/WG.420/L.550
SOG.050/22/WG.425L.650
SOG.050/24/WG.420/L.600
SOG.050/24/WG.420/L.625
SOG.050/24/WG.425L.650
SOG.050/24/WG.480/L.600
SOG.050/24/WG.480/L.625
SOG.050/28/WG.420/L.700
SOG.050/28/WG.420/L.725
SOG.050/28/WG.480/L.700
SOG.050/28/WG.480/L.725
SOG.050/28/WG.500/L.750

SOG.050/30/WG.500/L.850
SOG.050/32/WG.420/L.800
SOG.050/32/WG.420/L.825
SOG.050/32/WG.420/L.850
SOG.050/32/WG.480/L.825
SOG.050/32/WG.480/L.850
SOG.050/32/WG.575/L.850
SOG.050/36/WG.575/L.950
SOG.050/38/WG.480/L.900
SOG.050/38/WG.480/L.925
SOG.050/40/WG.650/L1.100
SOG.050/42/WG.650/L1.100
SOG.050/44/WG.642/L1.150
SOG.050/6/WG.275/L.250
SOG.050/8/WG.244/L.175
SOG.050/8/WG.244/L.200
SOG.050/8/WG.244/L.225
SOG.050/8/WG.275/L.250
SOG.050/8/WG.420/L.200
SOG.050/8/WG.420/L.225

.30 mm Pitch

SOG.30M/36/WG20.20/L6.20
SOG.30M/52/WG20.20/L8.20
SOG.30M/64/WG20.20/L10.20
SOG.30M/76/WG20.20/L12.20

.40 mm Pitch

SOG.40M/24/WG16.20/L6.40
SOG.40M/28/WG18.20/L6.20
SOG.40M/40/WG18.20/L8.20
SOG.40M/48/WG18.20/L10.20
SOG.40M/60/WG18.20/L12.20

.50 mm Pitch

SOG.50M/32/WG16.20/L8.20
SOG.50M/32/WG20.20/L8.25
SOG.50M/40/WG16.20/L10.20
SOG.50M/40/WG20.20/L10.60
SOG.50M/48/WG16.20/L12.20
SOG.50M/48/WG8.40/L12.70
SOG.50M/48/WG8.40/L13.33
SOG.50M/56/WG20.20/L14.60
SOG.50M/56/WG8.40/L13.97
SOG.50M/56/WG8.40/L14.60

.65 mm Pitch

SOG.65M/14/WG8.20/L6.35
SOG.65M/14/WG8.20/L6.98
SOG.65M/16/WG14.20L6.20
SOG.65M/16/WG8.20/L6.35
SOG.65M/16/WG8.20/L6.99
SOG.65M/20/WG8.20/L6.98
SOG.65M/20/WG8.20/L7.62
SOG.65M/24/WG14.20L7.80

SOG.65M/24/WG8.20/L8.25
SOG.65M/24/WG8.20/L8.90
SOG.65M/28/WG14.20/L9.80
SOG.65M/28/WG8.20/L10.16
SOG.65M/28/WG8.20/L10.80
SOG.65M/30/WG8.20/L10.16
SOG.65M/30/WG8.20/L10.80
SOG.65M/36/WG14.20/L11.80
SOG.65M/38/WG8.20/L12.70
SOG.65M/38/WG8.20/L13.33
SOG.65M/8/WG8.20/L3.17
SOG.65M/8/WG8.20/L3.80

.80 mm Pitch

SOG.80M/64/WG14.50/L26.43

SOJ Library

SM SO J-Lead Family
Devices & Sockets

SOJ... Pitch
Number Pins
WB Body width
L Length
SS Surface mount socket

.050 Inch Pitch

SOJ.050/14/WB.300/L.350
SOJ.050/14/WB.300/L.375
SOJ.050/14/WB.300/L.400
SOJ.050/14/WB.350/L.350
SOJ.050/14/WB.350/L.375
SOJ.050/14/WB.350/L.400
SOJ.050/14/WB.400/L.350
SOJ.050/14/WB.400/L.375
SOJ.050/14/WB.400/L.400
SOJ.050/14/WB.450/L.350
SOJ.050/14/WB.450/L.375
SOJ.050/14/WB.450/L.400
SOJ.050/16/WB.300/L.400
SOJ.050/16/WB.300/L.425
SOJ.050/16/WB.300/L.450
SOJ.050/16/WB.350/L.400
SOJ.050/16/WB.350/L.425
SOJ.050/16/WB.350/L.450
SOJ.050/16/WB.400/L.400
SOJ.050/16/WB.400/L.425
SOJ.050/16/WB.400/L.450
SOJ.050/16/WB.450/L.425
SOJ.050/16/WB.450/L.450
SOJ.050/18/WB.300/L.450
SOJ.050/18/WB.300/L.500
SOJ.050/18/WB.350/L.450
SOJ.050/18/WB.350/L.500

SOJ.050/18/WB.400/L.450
SOJ.050/18/WB.400/L.500
SOJ.050/18/WB.450/L.450
SOJ.050/18/WB.450/L.500
SOJ.050/20/WB.300/L.450
SOJ.050/20/WB.300/L.550
SOJ.050/20/WB.350/L.500
SOJ.050/20/WB.350/L.550
SOJ.050/20/WB.400/L.500
SOJ.050/20/WB.400/L.550
SOJ.050/20/WB.450/L.500
SOJ.050/20/WB.450/L.550
SOJ.050/22/WB.300/L.550
SOJ.050/22/WB.300/L.600
SOJ.050/22/WB.350/L.550
SOJ.050/22/WB.350/L.600
SOJ.050/22/WB.400/L.550
SOJ.050/22/WB.400/L.600
SOJ.050/22/WB.450/L.550
SOJ.050/22/WB.450/L.600
SOJ.050/24/WB.300/L.600
SOJ.050/24/WB.300/L.625
SOJ.050/24/WB.300/L.650
SOJ.050/24/WB.350/L.600
SOJ.050/24/WB.350/L.625
SOJ.050/24/WB.350/L.650
SOJ.050/24/WB.400/L.600
SOJ.050/24/WB.400/L.625
SOJ.050/24/WB.400/L.650
SOJ.050/24/WB.450/L.600
SOJ.050/24/WB.450/L.625
SOJ.050/24/WB.450/L.650
SOJ.050/25/WB.300/L.700
SOJ.050/26-6/WB.300/L.650
SOJ.050/26-6/WB.300/L.700
SOJ.050/26/WB.300/L.650
SOJ.050/26/WB.350/L.650
SOJ.050/26/WB.350/L.700
SOJ.050/26/WB.400/L.650
SOJ.050/26/WB.400/L.700
SOJ.050/26/WB.450/L.650
SOJ.050/26/WB.450/L.700
SOJ.050/28/SS
SOJ.050/28/WB.300/L.700
SOJ.050/28/WB.300/L.750
SOJ.050/28/WB.350/L.700
SOJ.050/28/WB.350/L.750
SOJ.050/28/WB.400/L.700
SOJ.050/28/WB.400/L.750
SOJ.050/28/WB.450/L.750
SOJ.050/32/SS
SOJ.050/32/WB.300/L.800
SOJ.050/32/WB.300/L.850
SOJ.050/32/WB.400/L.800
SOJ.050/32/WB.400/L.850
SOJ.050/34/WB.400/L.850
SOJ.050/34/WB.400/L.900
SOJ.050/36/WB.400/L.900
SOJ.050/36/WB.400/L.950

SOJ.050/40/SS
SOJ.050/40/WB.400/L1.000
SOJ.050/40/WB.400/L1.050
SOJ.050/42/WB.400/L1.050
SOJ.050/42/WB.400/L1.100
SOJ.050/44/WB.400/L1.100
SOJ.050/44/WB.400/L1.150

TELE Library

Telecom Connectors

SM Surface mount
TM Thru-hole mount
... Face Face to snaps distance
.. x .. Pinout form
_ALT Alternate pinout form

Surface Mount

.310 Face-to-Snaps

TELE/SM.310FACE/6X2
TELE/SM.310FACE/6X2_ALT
TELE/SM.310FACE/6X4
TELE/SM.310FACE/6X4_ALT
TELE/SM.310FACE/6X6
TELE/SM.310FACE/8X6
TELE/SM.310FACE/8X6_ALT
TELE/SM.310FACE/8X8

Surface Mount

.420 Face-to-Snaps

TELE/SM.420FACE/6X2
TELE/SM.420FACE/6X2_ALT
TELE/SM.420FACE/6X4
TELE/SM.420FACE/6X4_ALT
TELE/SM.420FACE/6X6
TELE/SM.420FACE/8X6
TELE/SM.420FACE/8X6_ALT
TELE/SM.420FACE/8X8

Thru-Hole Mount

.310 Face-to-Snaps

TELE/TM.310FACE/6X2
TELE/TM.310FACE/6X2_ALT
TELE/TM.310FACE/6X4
TELE/TM.310FACE/6X4_ALT
TELE/TM.310FACE/6X6
TELE/TM.310FACE/8X6
TELE/TM.310FACE/8X6_ALT
TELE/TM.310FACE/8X8

Thru-Hole Mount

.420 Face-to-Snaps

TELE/TM.420FACE/6X2
TELE/TM.420FACE/6X2_ALT
TELE/TM.420FACE/6X4
TELE/TM.420FACE/6X4_ALT
TELE/TM.420FACE/6X6
TELE/TM.420FACE/8X6
TELE/TM.420FACE/8X6_ALT
TELE/TM.420FACE/8X8

TO Library

TO100
TO101
TO101/R125
TO12
TO123
TO124
TO126
TO17/R050
TO18
TO202AA
TO202AB
TO202AC
TO205AA
TO205AB
TO205AC
TO205AD
TO205AE
TO205AF
TO205AG
TO206AA
TO206AB
TO206AC
TO206AD
TO206AE
TO206AF
TO213AA
TO213AB
TO213AC
TO218AA
TO218AB
TO218AC
TO218AD
TO220AA
TO220AA/RF1
TO220AA/RF2
TO220AA/RF3
TO220AB
TO220AB/VF1
TO220AB/VF2
TO220AC
TO221AA
TO221AB
TO225AA
TO225AB
TO226AA
TO226AB
TO226AB/R050
TO226AC

TO226AE
TO236AA/SOT23
TO236AB/SOT23
TO237AA
TO243AA/SOT89
TO243AB/SOT89-2
TO247AA
TO247AB
TO247AC
TO247AD
TO252AA/DPAK
TO252AB/DPAK
TO253AA/SOT143
TO254AA
TO256AA
TO257AA
TO257AB
TO258AA
TO260AA
TO261AA/SOT223
TO262AA
TO263AA
TO263AB
TO264AA
TO265AA
TO3
TO3-8
TO33
TO37
TO39
TO42
TO46
TO5
TO52
TO66
TO73/R125
TO74/R125
TO75
TO76
TO77
TO78
TO79
TO80
TO92
TO92/100
TO92/100/DGS
TO92/100/EBC
TO92/100/GDS
TO92/100/GSD
TO92/100/SDG
TO92/2
TO92/R050
TO92/R100
TO96
TO97
TO99

Variable Resistors

VRES1
VRES10
VRES11
VRES12
VRES13
VRES14
VRES15
VRES16
VRES17
VRES18
VRES19
VRES2
VRES20
VRES21
VRES22
VRES23
VRES24
VRES25
VRES26
VRES27
VRES28
VRES29
VRES3
VRES30
VRES31
VRES32
VRES33
VRES34
VRES35
VRES36
VRES37
VRES38
VRES39
VRES4
VRES40
VRES41
VRES42
VRES43
VRES44
VRES45
VRES46
VRES47
VRES48
VRES49
VRES5
VRES50
VRES51
VRES52
VRES53
VRES54
VRES55
VRES56
VRES57
VRES58
VRES59
VRES6
VRES60

Vres Library

VRES61
VRES62
VRES63
VRES7
VRES8
VRES9

WALCON.100/VH/TM2OE/W.325/20
WALCON.100/VH/TM2OE/W.325/24
WALCON.100/VH/TM2OE/W.325/26
WALCON.100/VH/TM2OE/W.325/30
WALCON.100/VH/TM2OE/W.325/34
WALCON.100/VH/TM2OE/W.325/40
WALCON.100/VH/TM2OE/W.325/50
WALCON.100/VH/TM2OE/W.325/60
WALCON.100/VH/TM2OE/W.325/64

Wcon.100 T Library

.100 Walled/Shrouded Connectors
Thru-hole Mount

Vertical Headers, .025 Sq. Posts

RH Rt. angle headers
VH Vertical headers
TM Thru-hole mount
2 2-in-line row
OE Odd-even pinout
S .025 sq. posts
W Width

WALCON.100/VH/TM2OES/W.325/10
WALCON.100/VH/TM2OES/W.325/14
WALCON.100/VH/TM2OES/W.325/16
WALCON.100/VH/TM2OES/W.325/20
WALCON.100/VH/TM2OES/W.325/24
WALCON.100/VH/TM2OES/W.325/26
WALCON.100/VH/TM2OES/W.325/30
WALCON.100/VH/TM2OES/W.325/34
WALCON.100/VH/TM2OES/W.325/40
WALCON.100/VH/TM2OES/W.325/50
WALCON.100/VH/TM2OES/W.325/60
WALCON.100/VH/TM2OES/W.325/64

Rt. Angle Headers

WALCON.100/RH/TM2OE/W.550/10
WALCON.100/RH/TM2OE/W.550/12
WALCON.100/RH/TM2OE/W.550/14
WALCON.100/RH/TM2OE/W.550/16
WALCON.100/RH/TM2OE/W.550/20
WALCON.100/RH/TM2OE/W.550/24
WALCON.100/RH/TM2OE/W.550/26
WALCON.100/RH/TM2OE/W.550/30
WALCON.100/RH/TM2OE/W.550/34
WALCON.100/RH/TM2OE/W.550/40
WALCON.100/RH/TM2OE/W.550/50
WALCON.100/RH/TM2OE/W.550/60
WALCON.100/RH/TM2OE/W.550/64

XT Library

Fingers

XT/FINGERS

Sockets

XT/SOCKET

XT Technology Files

Rt. Angle Headers, .025 Sq. Posts

Refer to Last Section

WALCON.100/RH/TM2OES/W.550/10
WALCON.100/RH/TM2OES/W.550/12
WALCON.100/RH/TM2OES/W.550/14
WALCON.100/RH/TM2OES/W.550/16
WALCON.100/RH/TM2OES/W.550/20
WALCON.100/RH/TM2OES/W.550/24
WALCON.100/RH/TM2OES/W.550/26
WALCON.100/RH/TM2OES/W.550/30
WALCON.100/RH/TM2OES/W.550/34
WALCON.100/RH/TM2OES/W.550/40
WALCON.100/RH/TM2OES/W.550/50
WALCON.100/RH/TM2OES/W.550/60
WALCON.100/RH/TM2OES/W.550/64

ZIGZAG Library

Single-in-line Zigzag Pinout

ZIGZAG.100/L.850/16
ZIGZAG.100/L1.050/20
ZIGZAG.100/L1.250/24
ZIGZAG.100/L1.450/28
ZIGZAG.100/L2.050/40

Vertical Headers

WALCON.100/VH/TM2OE/W.325/10
WALCON.100/VH/TM2OE/W.325/14
WALCON.100/VH/TM2OE/W.325/16

Technology Files

Description = Filename

Dimm .050

Dimm.050 8 Byte.

3.3v Nstd = DM8B3VNS
3.3v Std = DM8B3VST
3.3v Sync = DM8B3VSY

5v Nstd = DM8B5VNS
5v Std = DM8B5VST
5v Sync = DM8B5VSY

X.X v Nstd = DM8BXVNS
X.X v Std = DM8BXVST
X.X v Sync = DM8BXVSY

Dimm.050 Center Pol.

Center Pol. 128 = DM_CP128
Center Pol. 136 = DM_CP136
Center Pol. 144 = DM_CP144
Center Pol. 160 = DM_CP160
Center Pol. 200 = DM_CP200

Dimm.050 Left Pol.

Left Pol. 128 = DM_LP128
Left Pol. 136 = DM_LP136
Left Pol. 144 = DM_LP144
Left Pol. 160 = DM_LP160
Left Pol. 200 = DM_LP200

Eurocard

3U x 100 mm = EC3UX100
3U x 160 mm = EC3UX160
3U x 220 mm = EC3UX220
3U x 280 mm = EC3UX280
3U x 340 mm = EC3UX340
3U x 400 mm = EC3UX400

6U x 100 mm = EC6UX100
6U x 160 mm = EC6UX160
6U x 220 mm = EC6UX220
6U x 280 mm = EC6UX280
6U x 340 mm = EC6UX340
6U x 400 mm = EC6UX400

9U x 100 mm = EC9UX100
9U x 160 mm = EC9UX160
9U x 220 mm = EC9UX220
9U x 280 mm = EC9UX280
9U x 340 mm = EC9UX340
9U x 400 mm = EC9UX400

ISA

ISA

PC/104

PC/104 16 Bit = PC104_16
PC/104 8 Bit = PC104_8

PCI

PCI 32 bit 5v = PCI32_5V

Simm .050

Left Polarized

Left polar 100 = S050L100
Left polar 38 = S050L_38
Left polar 40 = S050L_40
Left polar 64 = S050L_64
Left polar 68 = S050L_68
Left polar 72 = S050L_72
Left polar 80 = S050L_80

Right Polarized

Right polar 100 = S050R100
Right polar 38 = S050R_38
Right polar 40 = S050R_40
Right polar 64 = S050R_64
Right polar 68 = S050R_68
Right polar 72 = S050R_72
Right polar 80 = S050R_80

Simm .100

Left Polarized

Left polar 22 = S100L_22
Left polar 30 = S100L_30
Left polar 35 = S100L_35
Left polar 42 = S100L_42

Right Polarized

Right polar 22 = S100R_22
Right polar 30 = S100R_30
Right polar 35 = S100R_35
Right polar 40 = S100R_40
Right polar 42 = S100R_42
Right polar 45 = S100R_45

XT

XT

BCON.100t

BCON.100 t	=	.100 Block Thru-Hole Mount Connectors
RH,VH	=	Rt. angle or vertical header
TM1, TM2	=	Thru-hole mount, 1 or 2-in-line
SQ, OE	=	Sequential by row or Odd-Even row pinout
S	=	.025 sq. posts
W	=	Width
Number	=	Pin count
Help	-	Library HELP footprint available, turn on COMMENT layer

Rt. Angle Sequential

BLKCON.100/RH/TM1SQ/W.425/10
BLKCON.100/RH/TM1SQ/W.425/11
BLKCON.100/RH/TM1SQ/W.425/12
BLKCON.100/RH/TM1SQ/W.425/13
BLKCON.100/RH/TM1SQ/W.425/14
BLKCON.100/RH/TM1SQ/W.425/15
BLKCON.100/RH/TM1SQ/W.425/16
BLKCON.100/RH/TM1SQ/W.425/17
BLKCON.100/RH/TM1SQ/W.425/18
BLKCON.100/RH/TM1SQ/W.425/19
BLKCON.100/RH/TM1SQ/W.425/2
BLKCON.100/RH/TM1SQ/W.425/20
BLKCON.100/RH/TM1SQ/W.425/21
BLKCON.100/RH/TM1SQ/W.425/22
BLKCON.100/RH/TM1SQ/W.425/23
BLKCON.100/RH/TM1SQ/W.425/24
BLKCON.100/RH/TM1SQ/W.425/3
BLKCON.100/RH/TM1SQ/W.425/4
BLKCON.100/RH/TM1SQ/W.425/5
BLKCON.100/RH/TM1SQ/W.425/6
BLKCON.100/RH/TM1SQ/W.425/7
BLKCON.100/RH/TM1SQ/W.425/8
BLKCON.100/RH/TM1SQ/W.425/9

Rt. Angle Seq. .025 Sq. Pin

BLKCON.100/RH/TM1SQS/W.350/10
BLKCON.100/RH/TM1SQS/W.350/11
BLKCON.100/RH/TM1SQS/W.350/12
BLKCON.100/RH/TM1SQS/W.350/13

BLKCON.100/RH/TM1SQS/W.350/14
BLKCON.100/RH/TM1SQS/W.350/15
BLKCON.100/RH/TM1SQS/W.350/16
BLKCON.100/RH/TM1SQS/W.350/17
BLKCON.100/RH/TM1SQS/W.350/18
BLKCON.100/RH/TM1SQS/W.350/19
BLKCON.100/RH/TM1SQS/W.350/2
BLKCON.100/RH/TM1SQS/W.350/20
BLKCON.100/RH/TM1SQS/W.350/21
BLKCON.100/RH/TM1SQS/W.350/22
BLKCON.100/RH/TM1SQS/W.350/23
BLKCON.100/RH/TM1SQS/W.350/24
BLKCON.100/RH/TM1SQS/W.350/3
BLKCON.100/RH/TM1SQS/W.350/4
BLKCON.100/RH/TM1SQS/W.350/5
BLKCON.100/RH/TM1SQS/W.350/6
BLKCON.100/RH/TM1SQS/W.350/7
BLKCON.100/RH/TM1SQS/W.350/8
BLKCON.100/RH/TM1SQS/W.350/9
BLKCON.100/RH/TM2OE/W.525/28
BLKCON.100/RH/TM2OE/W.525/30
BLKCON.100/RH/TM2OE/W.525/32
BLKCON.100/RH/TM2OE/W.525/34
BLKCON.100/RH/TM2OE/W.525/36
BLKCON.100/RH/TM2OE/W.525/38
BLKCON.100/RH/TM2OE/W.525/4
BLKCON.100/RH/TM2OE/W.525/40
BLKCON.100/RH/TM2OE/W.525/42
BLKCON.100/RH/TM2OE/W.525/44
BLKCON.100/RH/TM2OE/W.525/46
BLKCON.100/RH/TM2OE/W.525/48
BLKCON.100/RH/TM2OE/W.525/50
BLKCON.100/RH/TM2OE/W.525/52
BLKCON.100/RH/TM2OE/W.525/54
BLKCON.100/RH/TM2OE/W.525/56
BLKCON.100/RH/TM2OE/W.525/58
BLKCON.100/RH/TM2OE/W.525/6
BLKCON.100/RH/TM2OE/W.525/60
BLKCON.100/RH/TM2OE/W.525/62
BLKCON.100/RH/TM2OE/W.525/64
BLKCON.100/RH/TM2OE/W.525/8

Rt. Angle Odd-Even

BLKCON.100/RH/TM2OE/W.525/10
BLKCON.100/RH/TM2OE/W.525/12
BLKCON.100/RH/TM2OE/W.525/14
BLKCON.100/RH/TM2OE/W.525/16
BLKCON.100/RH/TM2OE/W.525/18
BLKCON.100/RH/TM2OE/W.525/2
BLKCON.100/RH/TM2OE/W.525/20
BLKCON.100/RH/TM2OE/W.525/22
BLKCON.100/RH/TM2OE/W.525/24
BLKCON.100/RH/TM2OE/W.525/26

Vertical Sequential

BLKCON.100/VH/TM1SQ/W.100/1
BLKCON.100/VH/TM1SQ/W.100/10
BLKCON.100/VH/TM1SQ/W.100/11
BLKCON.100/VH/TM1SQ/W.100/12
BLKCON.100/VH/TM1SQ/W.100/13
BLKCON.100/VH/TM1SQ/W.100/14
BLKCON.100/VH/TM1SQ/W.100/15

BLKCON.100/VH/TM1SQ/W.100/16
BLKCON.100/VH/TM1SQ/W.100/17
BLKCON.100/VH/TM1SQ/W.100/18
BLKCON.100/VH/TM1SQ/W.100/19
BLKCON.100/VH/TM1SQ/W.100/2
BLKCON.100/VH/TM1SQ/W.100/20
BLKCON.100/VH/TM1SQ/W.100/21
BLKCON.100/VH/TM1SQ/W.100/22
BLKCON.100/VH/TM1SQ/W.100/23
BLKCON.100/VH/TM1SQ/W.100/24
BLKCON.100/VH/TM1SQ/W.100/25
BLKCON.100/VH/TM1SQ/W.100/26
BLKCON.100/VH/TM1SQ/W.100/27
BLKCON.100/VH/TM1SQ/W.100/28
BLKCON.100/VH/TM1SQ/W.100/29
BLKCON.100/VH/TM1SQ/W.100/3
BLKCON.100/VH/TM1SQ/W.100/30
BLKCON.100/VH/TM1SQ/W.100/31
BLKCON.100/VH/TM1SQ/W.100/32
BLKCON.100/VH/TM1SQ/W.100/33
BLKCON.100/VH/TM1SQ/W.100/34
BLKCON.100/VH/TM1SQ/W.100/35
BLKCON.100/VH/TM1SQ/W.100/36
BLKCON.100/VH/TM1SQ/W.100/4
BLKCON.100/VH/TM1SQ/W.100/5
BLKCON.100/VH/TM1SQ/W.100/6
BLKCON.100/VH/TM1SQ/W.100/7
BLKCON.100/VH/TM1SQ/W.100/8
BLKCON.100/VH/TM1SQ/W.100/9

Vertical Seq. .025 Sq. Pin

BLKCON.100/VH/TM1SQS/W.100/10
BLKCON.100/VH/TM1SQS/W.100/11
BLKCON.100/VH/TM1SQS/W.100/12
BLKCON.100/VH/TM1SQS/W.100/13
BLKCON.100/VH/TM1SQS/W.100/14
BLKCON.100/VH/TM1SQS/W.100/15
BLKCON.100/VH/TM1SQS/W.100/16
BLKCON.100/VH/TM1SQS/W.100/17
BLKCON.100/VH/TM1SQS/W.100/18
BLKCON.100/VH/TM1SQS/W.100/19
BLKCON.100/VH/TM1SQS/W.100/2
BLKCON.100/VH/TM1SQS/W.100/20
BLKCON.100/VH/TM1SQS/W.100/21
BLKCON.100/VH/TM1SQS/W.100/22
BLKCON.100/VH/TM1SQS/W.100/23
BLKCON.100/VH/TM1SQS/W.100/24
BLKCON.100/VH/TM1SQS/W.100/3
BLKCON.100/VH/TM1SQS/W.100/4
BLKCON.100/VH/TM1SQS/W.100/5
BLKCON.100/VH/TM1SQS/W.100/6
BLKCON.100/VH/TM1SQS/W.100/7

BLKCON.100/VH/TM1SQS/W.100/8
BLKCON.100/VH/TM1SQS/W.100/9

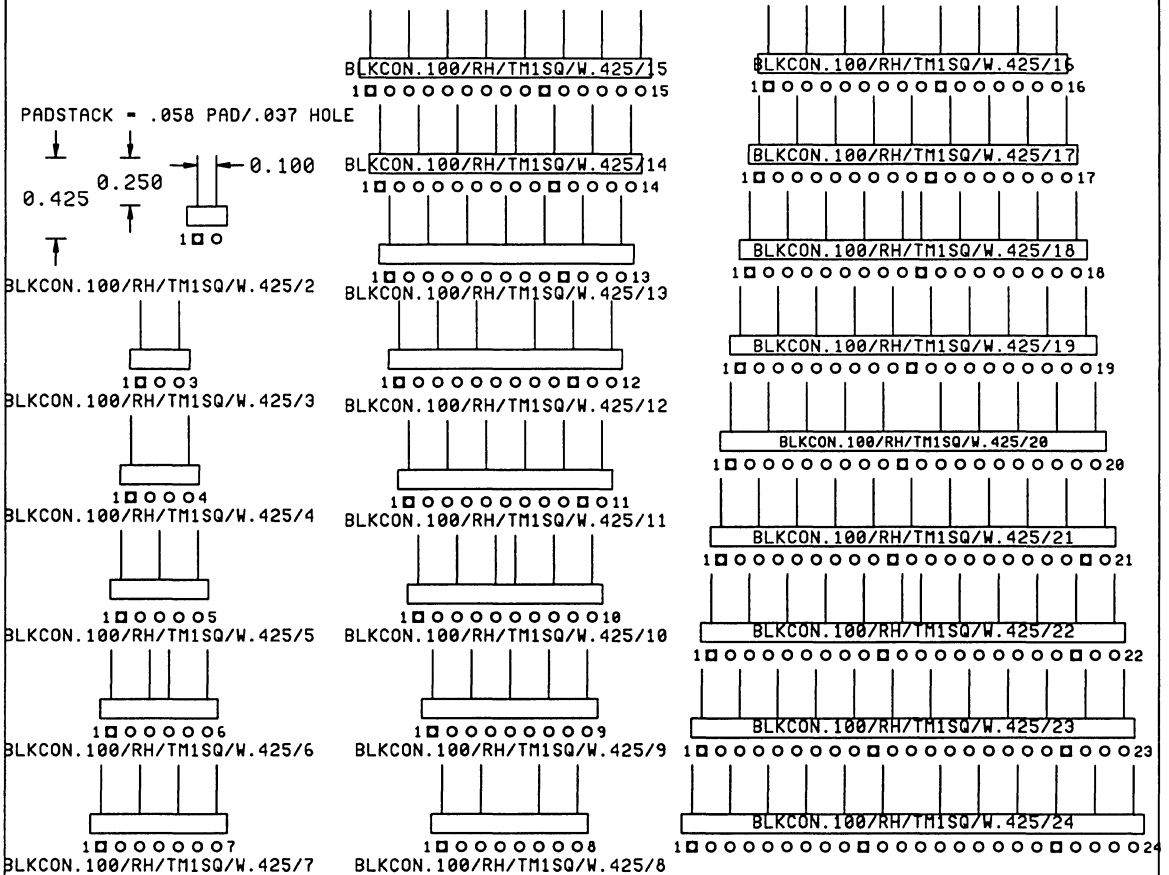
Vertical Odd-Even

BLKCON.100/VH/TM2OE/W.200/10
BLKCON.100/VH/TM2OE/W.200/100
BLKCON.100/VH/TM2OE/W.200/12
BLKCON.100/VH/TM2OE/W.200/14
BLKCON.100/VH/TM2OE/W.200/16
BLKCON.100/VH/TM2OE/W.200/18
BLKCON.100/VH/TM2OE/W.200/2
BLKCON.100/VH/TM2OE/W.200/20
BLKCON.100/VH/TM2OE/W.200/22
BLKCON.100/VH/TM2OE/W.200/24
BLKCON.100/VH/TM2OE/W.200/26
BLKCON.100/VH/TM2OE/W.200/28
BLKCON.100/VH/TM2OE/W.200/30
BLKCON.100/VH/TM2OE/W.200/32
BLKCON.100/VH/TM2OE/W.200/34
BLKCON.100/VH/TM2OE/W.200/36
BLKCON.100/VH/TM2OE/W.200/38
BLKCON.100/VH/TM2OE/W.200/4
BLKCON.100/VH/TM2OE/W.200/40
BLKCON.100/VH/TM2OE/W.200/42
BLKCON.100/VH/TM2OE/W.200/44
BLKCON.100/VH/TM2OE/W.200/46
BLKCON.100/VH/TM2OE/W.200/48
BLKCON.100/VH/TM2OE/W.200/50
BLKCON.100/VH/TM2OE/W.200/52
BLKCON.100/VH/TM2OE/W.200/54
BLKCON.100/VH/TM2OE/W.200/56
BLKCON.100/VH/TM2OE/W.200/58
BLKCON.100/VH/TM2OE/W.200/6
BLKCON.100/VH/TM2OE/W.200/60
BLKCON.100/VH/TM2OE/W.200/62
BLKCON.100/VH/TM2OE/W.200/64
BLKCON.100/VH/TM2OE/W.200/66
BLKCON.100/VH/TM2OE/W.200/68
BLKCON.100/VH/TM2OE/W.200/70
BLKCON.100/VH/TM2OE/W.200/72
BLKCON.100/VH/TM2OE/W.200/74
BLKCON.100/VH/TM2OE/W.200/76
BLKCON.100/VH/TM2OE/W.200/78
BLKCON.100/VH/TM2OE/W.200/8
BLKCON.100/VH/TM2OE/W.200/80
BLKCON.100/VH/TM2OE/W.200/82
BLKCON.100/VH/TM2OE/W.200/84
BLKCON.100/VH/TM2OE/W.200/86
BLKCON.100/VH/TM2OE/W.200/88
BLKCON.100/VH/TM2OE/W.200/90
BLKCON.100/VH/TM2OE/W.200/92
BLKCON.100/VH/TM2OE/W.200/94

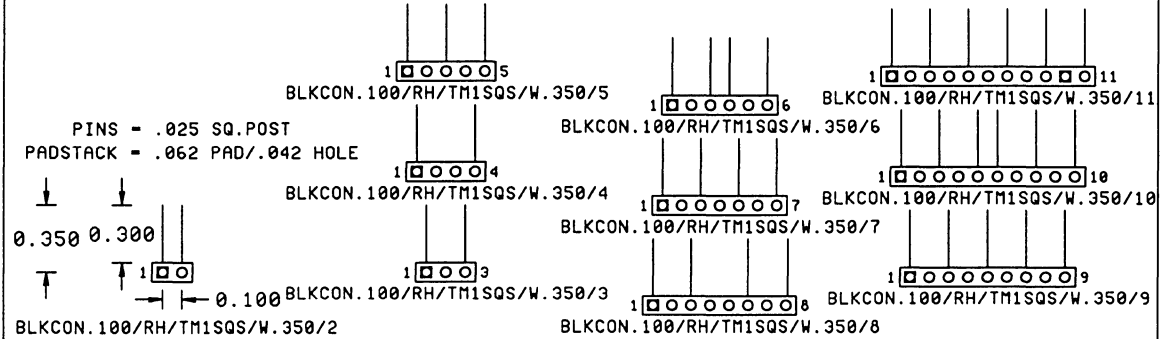
BLKCON.100/VH/TM2OE/W.200/96
BLKCON.100/VH/TM2OE/W.200/98

.100 BLOCK HEADERS

BLKCON.100 / RT.HDR / TM 1-IN-LINE SEQUENTIAL / WIDTH / PINS



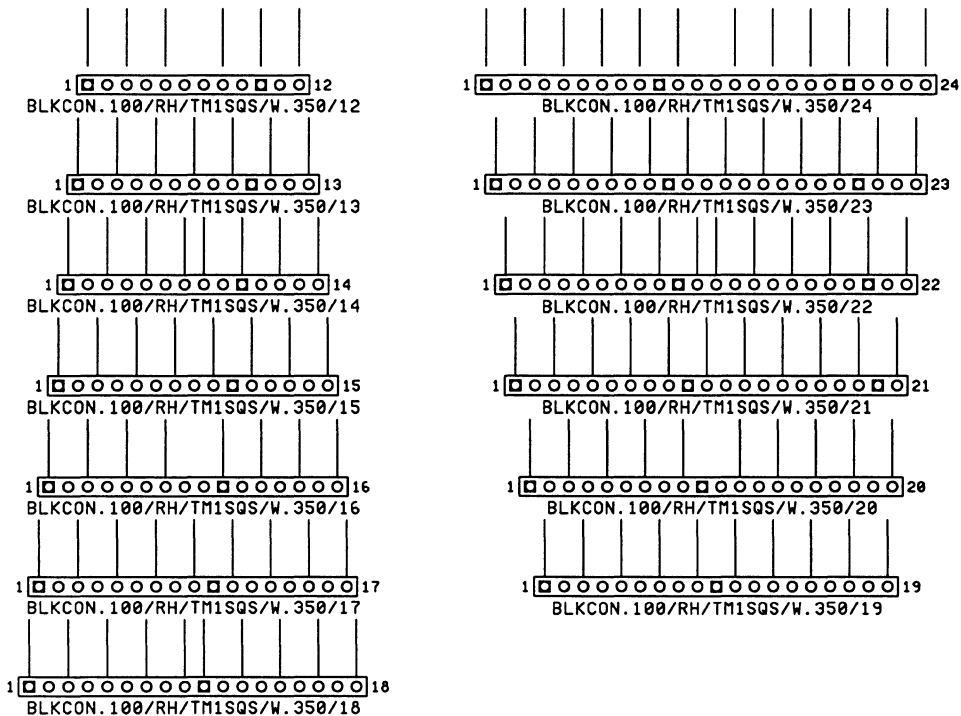
BLKCON.100 / RT.HDR / TM 1-IN-LINE SEQ. SQ.POST / WIDTH / PINS



LIBRARY	TM .100 BLOCK CONNECTOR	PAGE
BCON100T	FOOTPRINT LIBRARY	BCON100T-1

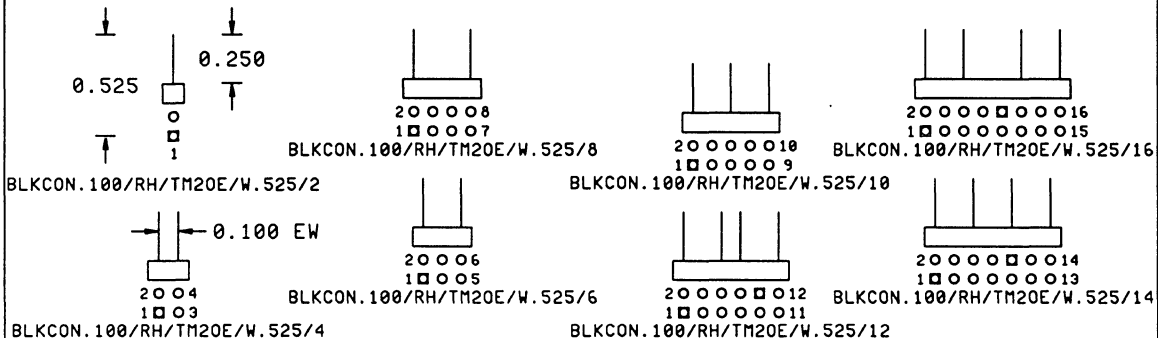
.100 BLOCK HEADERS

BLKCON.100 / RT.HDR / TM 1-IN-LINE SEQ SQ.POST / WIDTH / PINS



BLKCON.100 / RT.HDR / TM 2-IN-LIN ODD-EVEN / WIDTH / PINS

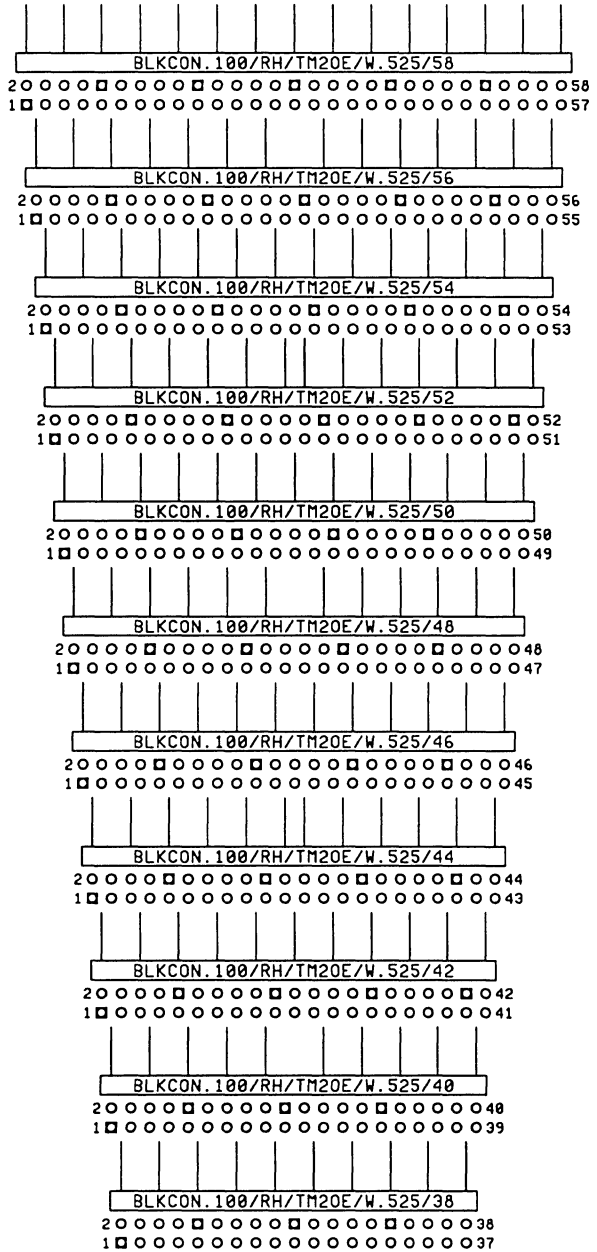
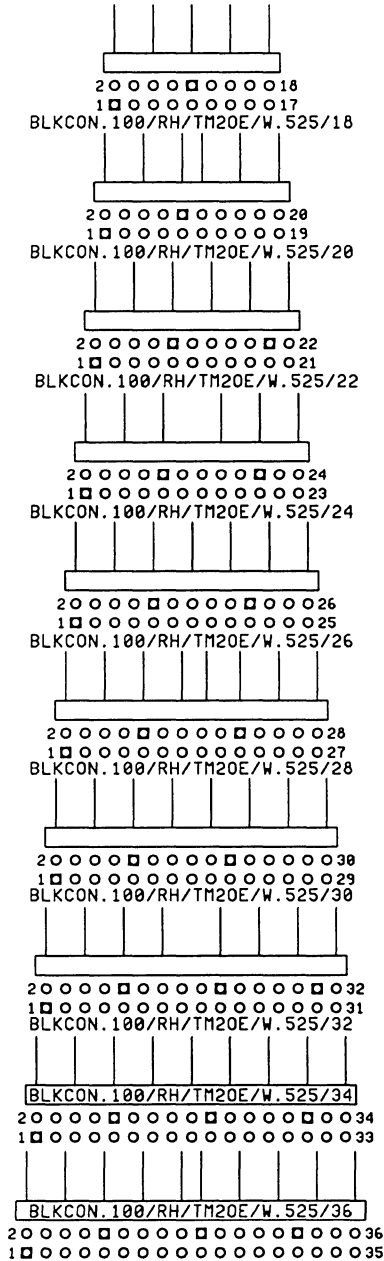
PADSTACK - .058 PAD/.037 HOLE



LIBRARY	TM .100 BLOCK CONNECTOR	PAGE
BCON100T	FOOTPRINT LIBRARY	BCON100T-2

.100 BLOCK HEADERS

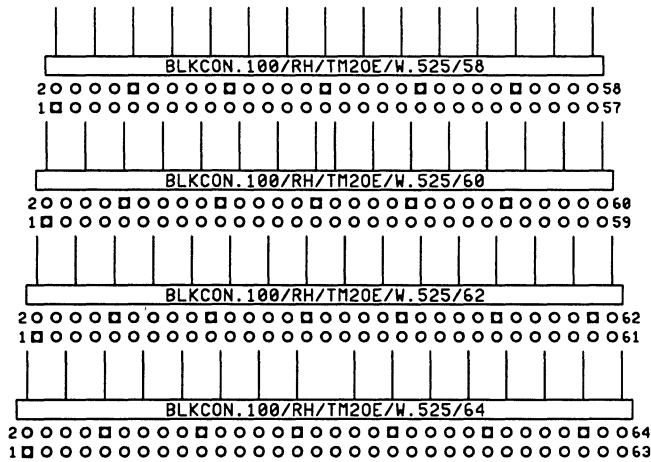
BLKCON.100 / RT.HDR / TM 2-IN-LINE ODD-EVEN / WIDTH / PINS




LIBRARY	TM .100 BLOCK CONNECTOR	PAGE
BCON100T	FOOTPRINT LIBRARY	BCON100T-3

.100 BLOCK HEADERS

BLKCON.100 / RT.HDR / TM 2-IN-LINE ODD-EVEN / WIDTH / PINS




BLKCON.100 / V HDR / TM 1-IN-LINE SEQUENTIAL / WIDTH / PINS



LIBRARY	TM .100 BLOCK CONNECTOR	PAGE
BCON100T	FOOTPRINT LIBRARY	BCON100T-4

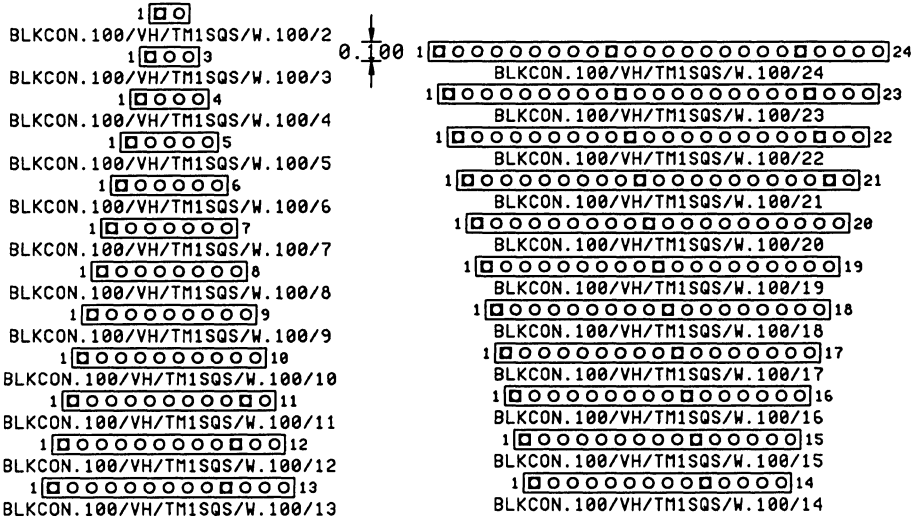
.100 BLOCK HEADERS

BLKCON.100 / V HDR / TM 1-IN-LINE SEQUENTIAL / WIDTH / PINS

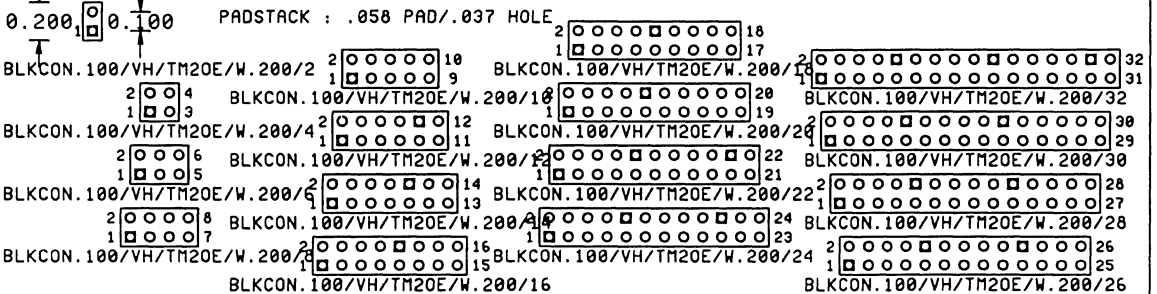


BLKCON.100 / V HDR / TM 1-IN-LINE SEQ SQ.POST / WIDTH / PINS

—|— 0.100 PADSTACK : .062 PAD/.042 HOLE FOR .025 SQ.POSTS




BLKCON.100 / V HDR / TM 2-IN-LINE ODD-EVEN / WIDTH / PINS



LIBRARY	TM .100 BLOCK CONNECTOR	PAGE
BCON100T	FOOTPRINT LIBRARY	BCON100T-5

.100 BLOCK HEADERS

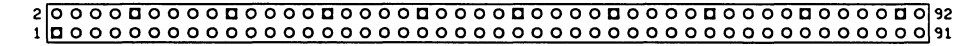
BLKCON.100 / V HDR / TM 2-IN-LINE ODD-EVEN / WIDTH / PINS



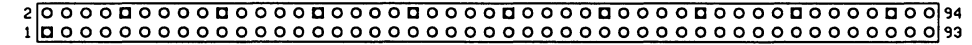
LIBRARY	TM .100 BLOCK CONNECTOR	PAGE
BCON100T	FOOTPRINT LIBRARY	BCON100T-6

.100 BLOCK HEADERS

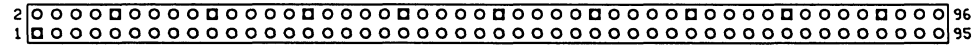
BLKCON.100 / V HDR / TM 2-IN-LINE ODD-EVEN / WIDTH / PINS



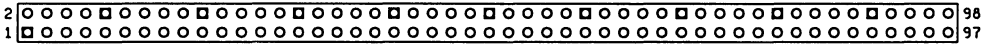
BLKCON.100/VH/TM20E/W.200/92



BLKCON.100/VH/TM20E/W.200/94



BLKCON.100/VH/TM20E/W.200/96



BLKCON.100/VH/TM20E/W.200/98

LIBRARY	TM .100 BLOCK CONNECTOR	PAGE
BCON100T	FOOTPRINT LIBRARY	BCON100T-7

BCON.156t

BCON.156 t	=	.156 Block Thru-Hole Mount Connectors
RH,VH	=	Rt. angle or vertical header
TM1	=	Thru-hole mount, 1-in-line
SQ	=	Sequential by row pinout
S	=	.045 sq. posts
W	=	Width
Number	=	Pin count

Help - Library HELP footprint available. turn on COMMENT layer

Rt. Angle Seq. .045 Sq. Pin

BLKCON.156/RH/TM1SQS/W.545/10
BLKCON.156/RH/TM1SQS/W.545/11
BLKCON.156/RH/TM1SQS/W.545/12
BLKCON.156/RH/TM1SQS/W.545/13
BLKCON.156/RH/TM1SQS/W.545/14
BLKCON.156/RH/TM1SQS/W.545/15
BLKCON.156/RH/TM1SQS/W.545/16
BLKCON.156/RH/TM1SQS/W.545/17
BLKCON.156/RH/TM1SQS/W.545/18
BLKCON.156/RH/TM1SQS/W.545/19
BLKCON.156/RH/TM1SQS/W.545/20
BLKCON.156/RH/TM1SQS/W.545/21
BLKCON.156/RH/TM1SQS/W.545/22
BLKCON.156/RH/TM1SQS/W.545/23
BLKCON.156/RH/TM1SQS/W.545/24
BLKCON.156/RH/TM1SQS/W.545/3
BLKCON.156/RH/TM1SQS/W.545/4
BLKCON.156/RH/TM1SQS/W.545/5
BLKCON.156/RH/TM1SQS/W.545/6
BLKCON.156/RH/TM1SQS/W.545/7
BLKCON.156/RH/TM1SQS/W.545/8
BLKCON.156/RH/TM1SQS/W.545/9

BLKCON.156/RH/TM1SQS/W.585/10
BLKCON.156/RH/TM1SQS/W.585/11
BLKCON.156/RH/TM1SQS/W.585/12
BLKCON.156/RH/TM1SQS/W.585/13
BLKCON.156/RH/TM1SQS/W.585/14
BLKCON.156/RH/TM1SQS/W.585/15
BLKCON.156/RH/TM1SQS/W.585/16
BLKCON.156/RH/TM1SQS/W.585/17
BLKCON.156/RH/TM1SQS/W.585/18

BLKCON.156/RH/TM1SQS/W.585/19
BLKCON.156/RH/TM1SQS/W.585/2
BLKCON.156/RH/TM1SQS/W.585/20
BLKCON.156/RH/TM1SQS/W.585/21
BLKCON.156/RH/TM1SQS/W.585/22
BLKCON.156/RH/TM1SQS/W.585/23
BLKCON.156/RH/TM1SQS/W.585/24
BLKCON.156/RH/TM1SQS/W.585/3
BLKCON.156/RH/TM1SQS/W.585/4
BLKCON.156/RH/TM1SQS/W.585/5
BLKCON.156/RH/TM1SQS/W.585/6
BLKCON.156/RH/TM1SQS/W.585/7
BLKCON.156/RH/TM1SQS/W.585/8
BLKCON.156/RH/TM1SQS/W.585/9

Vertical Seq. .045 Sq. Pin

BLKCON.156/VH/TM1SQS/W.156/10
BLKCON.156/VH/TM1SQS/W.156/11
BLKCON.156/VH/TM1SQS/W.156/12
BLKCON.156/VH/TM1SQS/W.156/13
BLKCON.156/VH/TM1SQS/W.156/14
BLKCON.156/VH/TM1SQS/W.156/15
BLKCON.156/VH/TM1SQS/W.156/16
BLKCON.156/VH/TM1SQS/W.156/17
BLKCON.156/VH/TM1SQS/W.156/18
BLKCON.156/VH/TM1SQS/W.156/19
BLKCON.156/VH/TM1SQS/W.156/2
BLKCON.156/VH/TM1SQS/W.156/20
BLKCON.156/VH/TM1SQS/W.156/21
BLKCON.156/VH/TM1SQS/W.156/22
BLKCON.156/VH/TM1SQS/W.156/23
BLKCON.156/VH/TM1SQS/W.156/24
BLKCON.156/VH/TM1SQS/W.156/3

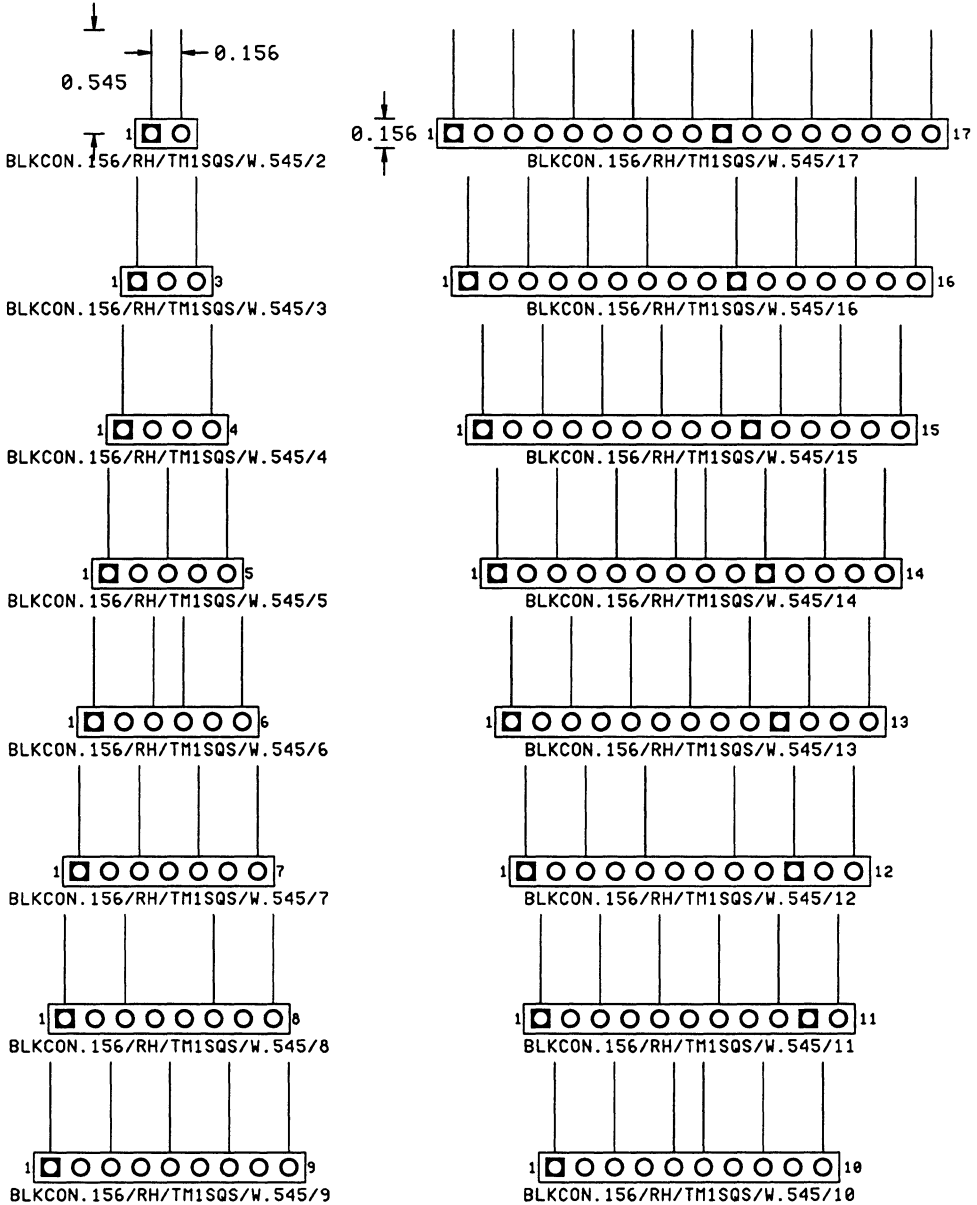
BLKCON.156/VH/TM1SQS/W.156/4
BLKCON.156/VH/TM1SQS/W.156/5
BLKCON.156/VH/TM1SQS/W.156/6
BLKCON.156/VH/TM1SQS/W.156/7
BLKCON.156/VH/TM1SQS/W.156/8
BLKCON.156/VH/TM1SQS/W.156/9

BLKCON.156/VH/TM1SQS/W.312/10
BLKCON.156/VH/TM1SQS/W.312/11
BLKCON.156/VH/TM1SQS/W.312/12
BLKCON.156/VH/TM1SQS/W.312/13
BLKCON.156/VH/TM1SQS/W.312/14
BLKCON.156/VH/TM1SQS/W.312/15
BLKCON.156/VH/TM1SQS/W.312/16
BLKCON.156/VH/TM1SQS/W.312/17
BLKCON.156/VH/TM1SQS/W.312/18
BLKCON.156/VH/TM1SQS/W.312/19
BLKCON.156/VH/TM1SQS/W.312/2
BLKCON.156/VH/TM1SQS/W.312/20
BLKCON.156/VH/TM1SQS/W.312/21
BLKCON.156/VH/TM1SQS/W.312/22
BLKCON.156/VH/TM1SQS/W.312/23
BLKCON.156/VH/TM1SQS/W.312/24
BLKCON.156/VH/TM1SQS/W.312/3
BLKCON.156/VH/TM1SQS/W.312/4
BLKCON.156/VH/TM1SQS/W.312/5
BLKCON.156/VH/TM1SQS/W.312/6
BLKCON.156/VH/TM1SQS/W.312/7
BLKCON.156/VH/TM1SQS/W.312/8
BLKCON.156/VH/TM1SQS/W.312/9

.156 BLOCK HEADERS

BLKCON.156 / RT.HDR / TM 1-IN-LINE SEQ SQ.POST / WIDTH / PINS

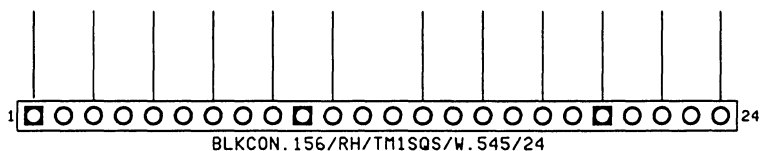
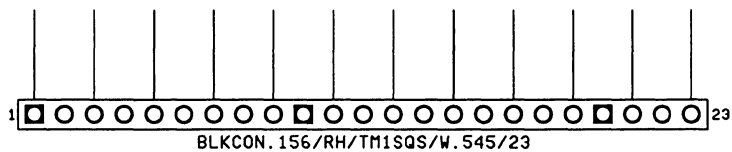
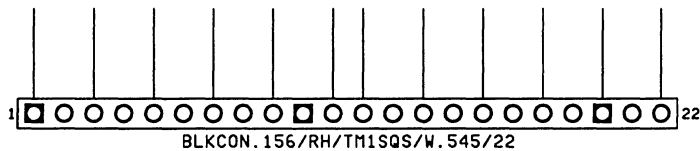
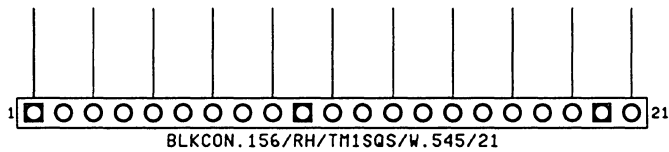
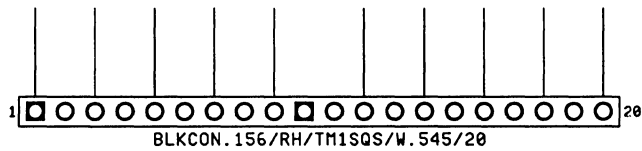
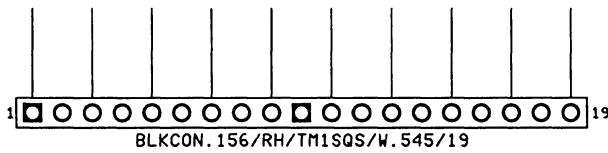
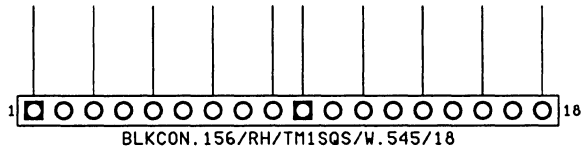
PADSTACK = .100 PAD/.070 HOLE FOR .045 SQ.POST



LIBRARY	TM .156 BLOCK CONNECTOR	PAGE
BCON156T	FOOTPRINT LIBRARY	BCON156T-1

.156 BLOCK HEADERS

BLKCON.156 / RT.HDR / TM 1-IN-LINE SEQ SQ.POST / WIDTH / PINS

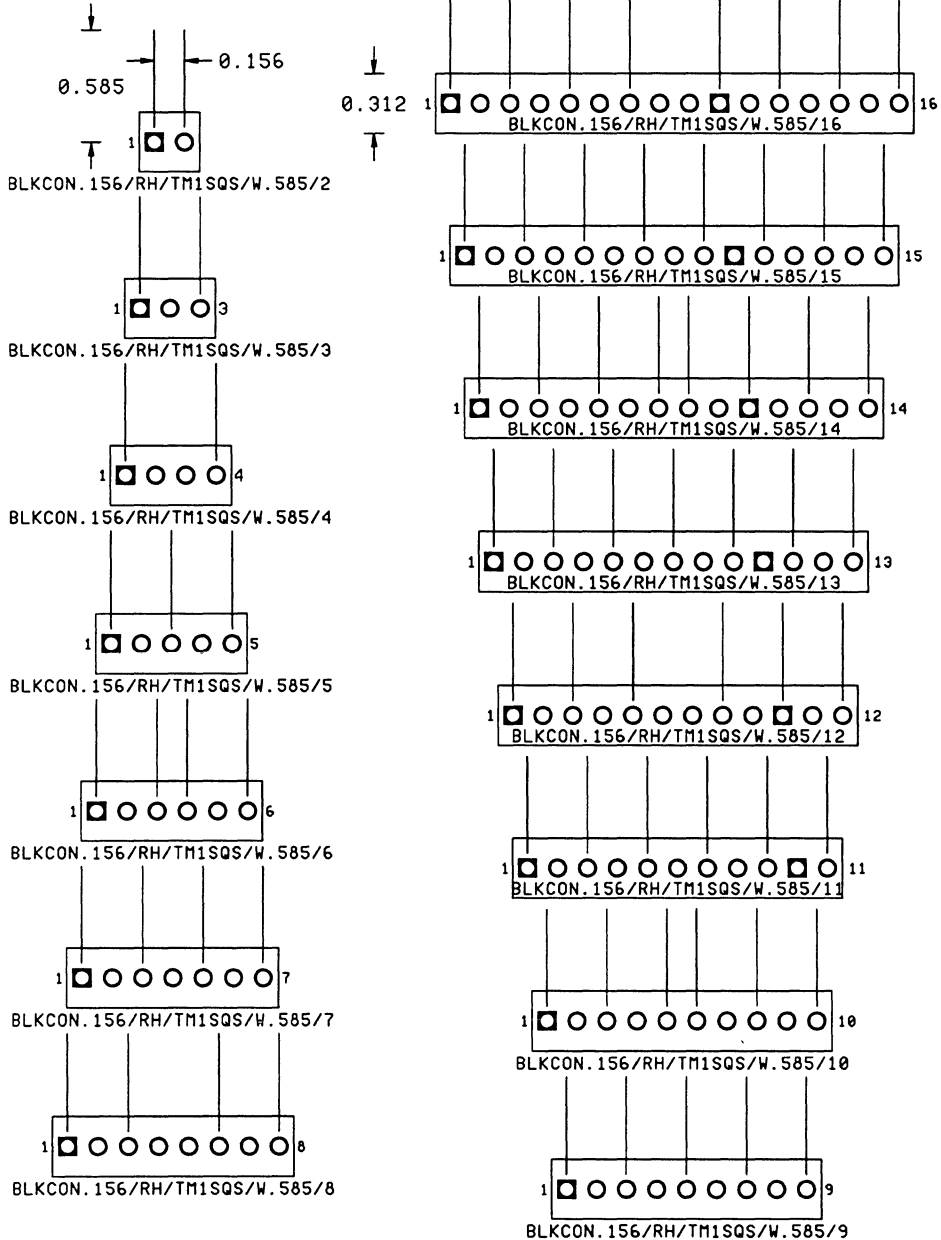


LIBRARY	TM .156 BLOCK CONNECTOR	PAGE
BCON156T	FOOTPRINT LIBRARY	BCON156T-2

.156 BLOCK HEADERS

BLKCON.156 / RT.HDR / TM 1-IN-LINE SEQ SQ.POST / WIDTH / PINS

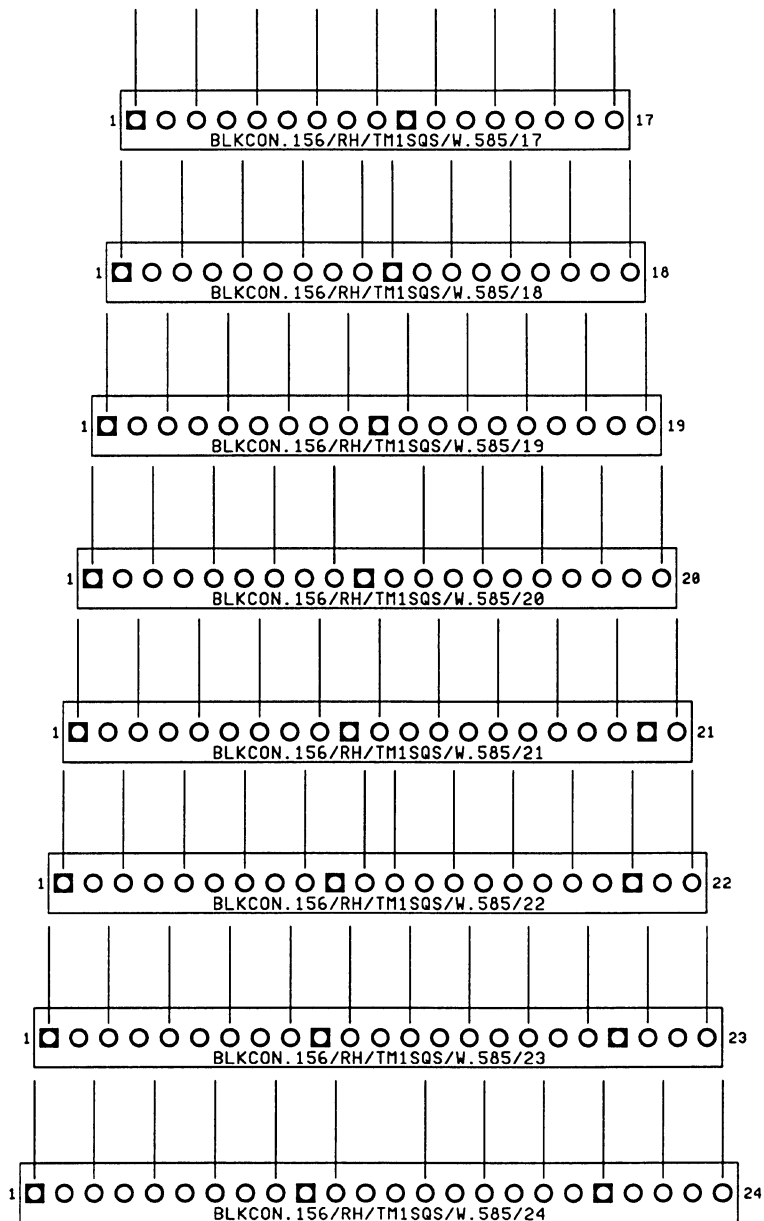
PADSTACK : .100 PAD/.070 HOLE FOR .045 SQ.POST



LIBRARY	TM .156 BLOCK CONNECTOR	PAGE
BCON156T	FOOTPRINT LIBRARY	BCON156T-3

.156 BLOCK HEADERS

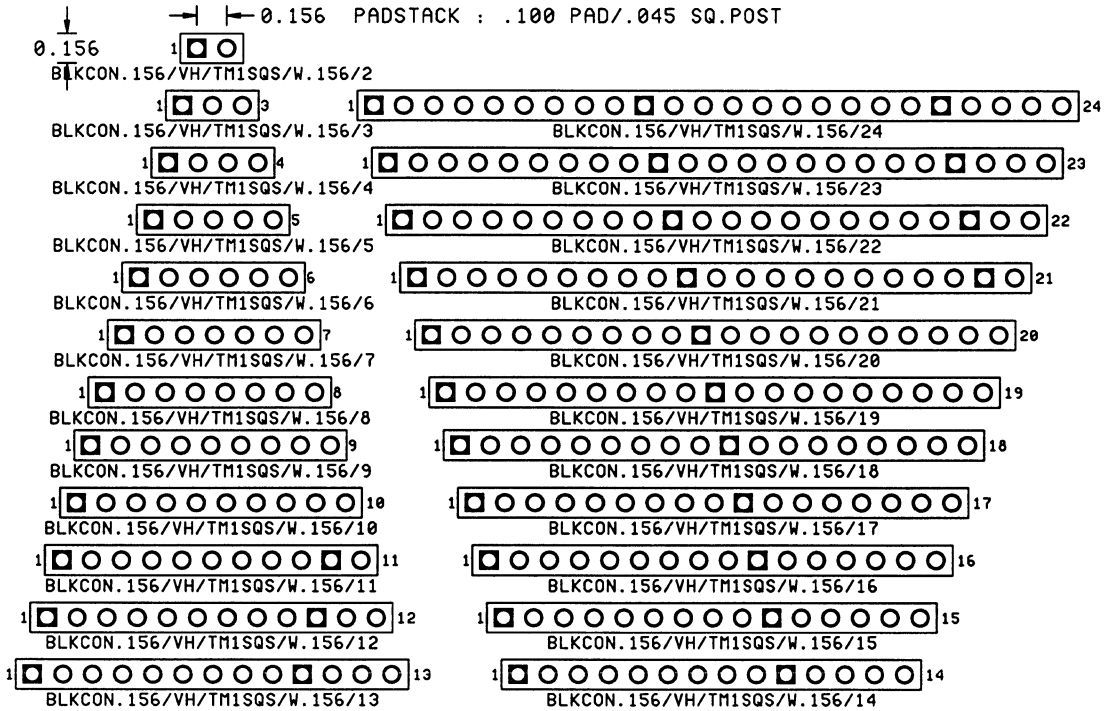
BLKCON.156 / RT.HDR / TM 1-IN-LINE SEQ SQ.POST / WIDTH / PINS



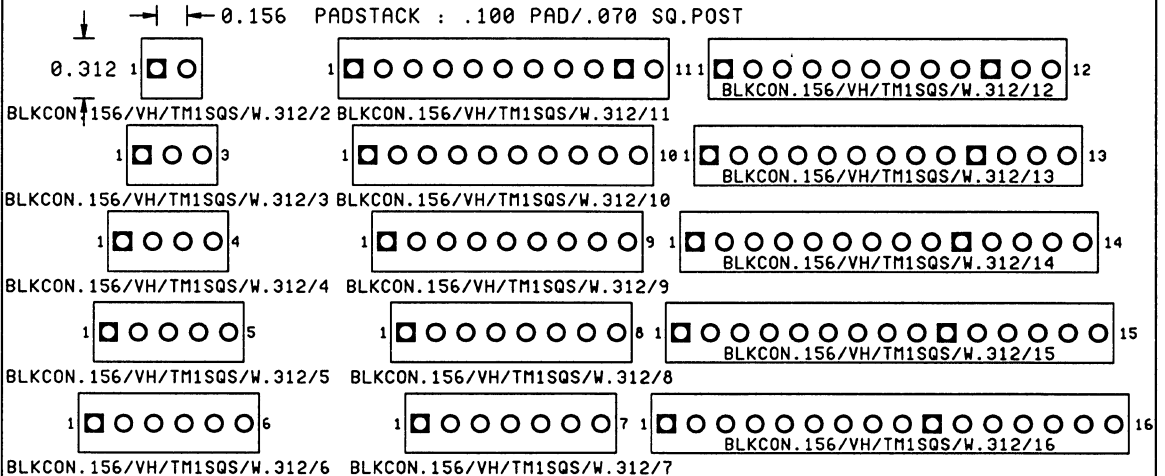
LIBRARY	TM .156 BLOCK CONNECTOR	PAGE
BCON156T	FOOTPRINT LIBRARY	BCON156T-4

.156 BLOCK HEADERS

BLKCON.156 / V HDR / TM 1-IN-LINE SEQ SQ.POST / WIDTH / PINS




BLKCON.156 / V HDR / TM 1-IN-LINE SEQ SQ.POST / WIDTH / PINS



LIBRARY	TM .156 BLOCK CONNECTOR	PAGE
BCON156T	FOOTPRINT LIBRARY	BCON156T-5

.156 BLOCK HEADERS

BLKCON.156 / V HDR / TM 1-IN-LINE SEQ SQ.POST / WIDTH / PINS



LIBRARY	TM .156 BLOCK CONNECTOR	PAGE
BCON156T	FOOTPRINT LIBRARY	BCON156T-6

BGA

BGA+ M _ Pitch = BGA Array Size + Metric _ Pitch
Number = Pin Count
B = Ball Size
W = Body Size

Pinout Standard - Alpha-Numeric
Centroid - .025 circle on COMMENT layer
Help - Library HELP footprint available, turn on COMMENT layer

6 x 6

BGA6M_1.00/20/B.60/W7.00
BGA6M_1.00/32/B.60/W7.00
BGA6M_1.00/36/B.60/W7.00

10 x 10

BGA10M_1.00/100/B.60/W11.00
BGA10M_1.00/36/B.60/W11.00
BGA10M_1.00/64/B.60/W11.00
BGA10M_1.27/100/B.76/W13.00
BGA10M_1.27/36/B.76/W13.00
BGA10M_1.27/64/B.76/W13.00

11 x 11

BGA11M_1.27/121/B.76/W15.00
BGA11M_1.27/40/B.76/W15.00
BGA11M_1.27/72/B.76/W15.00
BGA11M_1.27/96/B.76/W15.00

13 x 13

BGA13M_1.50/169/B.76/W23.00

14 x 14

BGA14M_1.27/132/B.76/W19.00
BGA14M_1.27/196/B.76/W19.00
BGA14M_1.27/52/B.76/W19.00
BGA14M_1.27/96/B.76/W19.00

15 x 15

BGA15M_1.50/225/B.76/W27.00

17 x 17

BGA17M_1.27/120/B.76/W23.00
BGA17M_1.27/168/B.76/W23.00
BGA17M_1.27/208/B.76/W23.00
BGA17M_1.27/289/B.76/W23.00
BGA17M_1.27/64/B.76/W23.00

19 x 19

BGA19M_1.27/136/B.76/W25.00
BGA19M_1.27/192/B.76/W25.00
BGA19M_1.27/240/B.76/W25.00
BGA19M_1.27/361/B.76/W25.00

20 x 20

BGA20M_1.27/144/B.76/W27.00
BGA20M_1.27/204/B.76/W27.00
BGA20M_1.27/256/B.76/W27.00

BGA20M_1.27/272/B.76/W27.00
BGA20M_1.27/400/B.76/W27.00

23 x 23

BGA23M_1.27/168/B.76/W31.00
BGA23M_1.27/240/B.76/W31.00
BGA23M_1.27/304/B.76/W31.00
BGA23M_1.27/360/B.76/W31.00
BGA23M_1.27/529/B.76/W31.00

25 x 25

BGA25M_1.27/313/B.76/W35.00
BGA25M_1.27/625/B.76/W35.00

26 x 26

BGA26M_1.27/192/B.76/W35.00
BGA26M_1.27/276/B.76/W35.00
BGA26M_1.27/338/B.76/W35.00
BGA26M_1.27/352/B.76/W35.00
BGA26M_1.27/416/B.76/W35.00
BGA26M_1.27/420/B.76/W35.00
BGA26M_1.27/676/B.76/W33.00
BGA26M_1.27/676/B.76/W34.00
BGA26M_1.27/676/B.76/W35.00

29 x 29

BGA29M_1.27/312/B.76/W37.50
BGA29M_1.27/400/B.76/W37.50
BGA29M_1.27/479/B.76/W40.00
BGA29M_1.27/480/B.76/W37.00
BGA29M_1.27/503/B.76/W40.00
BGA29M_1.27/841/B.76/W40.00

31 x 31

BGA31M_1.27/336/B.76/W40.00
BGA31M_1.27/428/B.76/W40.00
BGA31M_1.27/432/B.76/W40.00
BGA31M_1.27/520/B.76/W40.00
BGA31M_1.27/961/B.76/W40.00

33 x 33

BGA33M_1.27/1089/B.76/W42.50
BGA33M_1.27/360/B.76/W42.50
BGA33M_1.27/464/B.76/W42.50
BGA33M_1.27/560/B.76/W42.50

35 x 35

BGA35M_1.27/1225/B.76/W45.00
BGA35M_1.27/384/B.76/W45.00
BGA35M_1.27/496/B.76/W45.00
BGA35M_1.27/596/B.76/W45.00
BGA35M_1.27/600/B.76/W45.00

37 x 37

BGA37M_1.27/1369/B.76/W47.50
BGA37M_1.27/408/B.76/W47.50
BGA37M_1.27/528/B.76/W47.50
BGA37M_1.27/640/B.76/W47.50

39 x 39

BGA39M_1.27/1521/B.76/W50.00
BGA39M_1.27/432/B.76/W50.00
BGA39M_1.27/560/B.76/W50.00
BGA39M_1.27/680/B.76/W50.00
BGA39M_1.27/761/B.76/W50.00

NUMERIC

A13

A1

ALPHA

BGA

BGA ARRAY _ PITCH / PINS / BALL / WIDTH

6 x 6



BGA6M_1.00/20/B.60/W7.00



BGA6M_1.00/32/B.60/W7.00



BGA6M_1.00/36/B.60/W7.00

10 x 10




BGA10M_1.00/36/B.60/W11.00




BGA10M_1.00/64/B.60/W11.00




BGA10M_1.00/100/B.60/W11.00



BGA10M_1.27/36/B.76/W13.00




BGA10M_1.27/64/B.76/W13.00




BGA10M_1.27/100/B.76/W13.00


11 x 11




BGA11M_1.27/40/B.76/W15.00



BGA11M_1.27/72/B.76/W15.00




BGA11M_1.27/96/B.76/W15.00




BGA11M_1.27/121/B.76/W15.00

13 x 13




BGA13M_1.50/169/B.76/W23.00


14 x 14



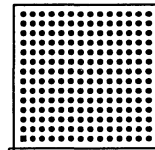
BGA14M_1.27/52/B.76/W19.00



BGA14M_1.27/96/B.76/W19.00




BGA14M_1.27/132/B.76/W19.00




BGA14M_1.27/196/B.76/W19.00

15 x 15



BGA15M_1.50/225/B.76/W27.00

17 x 17



BGA17M_1.27/64/B.76/W23.00

LIBRARY

BGA

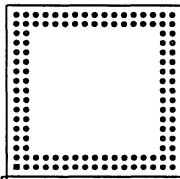
BALL GRID ARRAY
FOOTPRINT LIBRARY

PAGE


BGA-1

BGA


BGA ARRAY - PITCH / PINS / BALL / WIDTH




BGA17M_1.27/120/B.76/W23.00




BGA19M_1.27/192/B.76/W25.00




BGA20M_1.27/256/B.76/W27.00




BGA17M_1.27/168/B.76/W23.00




BGA19M_1.27/240/B.76/W25.00




BGA20M_1.27/272/B.76/W27.00




BGA17M_1.27/208/B.76/W23.00




BGA19M_1.27/361/B.76/W25.00



BGA20M_1.27/400/B.76/W27.00



BGA17M_1.27/289/B.76/W23.00




BGA20M_1.27/144/B.76/W27.00


19 x 19

20 x 20


23 x 23



BGA19M_1.27/136/B.76/W25.00



BGA20M_1.27/204/B.76/W27.00




BGA23M_1.27/168/B.76/W31.00

LIBRARY	BALL GRID ARRAY	PAGE
BGA	FOOTPRINT LIBRARY	BGA-2


BGA

BGA ARRAY - PITCH / PINS / BALL / WIDTH


25 x 25




BGA23M_1.27/240/B.76/W31.00




BGA25M_1.27/313/B.76/W35.00




BGA26M_1.27/338/B.76/W35.00



BGA23M_1.27/304/B.76/W31.00




BGA25M_1.27/625/B.76/W35.00




BGA26M_1.27/352/B.76/W35.00


26 x 26




BGA23M_1.27/360/B.76/W31.00




BGA26M_1.27/192/B.76/W35.00




BGA26M_1.27/416/B.76/W35.00



BGA23M_1.27/529/B.76/W31.00



BGA26M_1.27/276/B.76/W35.00




BGA26M_1.27/420/B.76/W35.00


LIBRARY	BALL GRID ARRAY	PAGE
BGA	FOOTPRINT LIBRARY	BGA-3

BGA


BGA ARRAY - PITCH / PINS / BALL / WIDTH




BGA26M_1.27/676/B.76/W33.00




BGA29M_1.27/400/B.76/W37.50




BGA29M_1.27/503/B.76/W40.00



BGA26M_1.27/676/B.76/W34.00




BGA29M_1.27/479/B.76/W40.00




BGA29M_1.27/841/B.76/W40.00

31 x 31




BGA26M_1.27/676/B.76/W35.00


29 x 29



BGA29M_1.27/480/B.76/W37.00



BGA31M_1.27/336/B.76/W40.00




BGA29M_1.27/312/B.76/W37.50


LIBRARY	BALL GRID ARRAY	PAGE
BGA	FOOTPRINT LIBRARY	BGA-4

BGA


BGA ARRAY _ PITCH / PINS / BALL / WIDTH



BGA31M_1.27/428/B.76/W40.00




BGA31M_1.27/961/B.76/W40.00




BGA33M_1.27/560/B.76/W42.50


33 x 33



BGA31M_1.27/432/B.76/W40.00




BGA33M_1.27/360/B.76/W42.50




BGA33M_1.27/1089/B.76/W42.50


35 x 35



BGA31M_1.27/520/B.76/W40.00



BGA33M_1.27/464/B.76/W42.50




BGA35M_1.27/384/B.76/W45.00


LIBRARY	BALL GRID ARRAY	PAGE
BGA	FOOTPRINT LIBRARY	BGA-5

BGA


BGA ARRAY - PITCH / BALL / WIDTH



BGA35M_1.27/496/B.76/W45.00




BGA35M_1.27/1225/B.76/W45.00




BGA37M_1.27/640/B.76/W47.50


37 x 37



BGA35M_1.27/596/B.76/W45.00




BGA37M_1.27/408/B.76/W47.50




BGA37M_1.27/1369/B.76/W47.50


39 x 39



BGA35M_1.27/600/B.76/W45.00



BGA37M_1.27/528/B.76/W47.50



BGA39M_1.27/432/B.76/W50.00

LIBRARY

BALL GRID ARRAY

PAGE


BGA

FOOTPRINT LIBRARY


BGA-6

BGA


BGA ARRAY - PITCH / PINS / BALL / WIDTH




BGA39M_1.27/560/B.76/W50.00



BGA39M_1.27/761/B.76/W50.00



BGA39M_1.27/680/B.76/W50.00



BGA39M_1.27/1521/B.76/W50.00

LIBRARY	BALL GRID ARRAY	PAGE
BGA	FOOTPRINT LIBRARY	BGA-7

CLCC

CLCC + Number =	CLCC Device + Pin Count
CNR =	Corner index style, center is default
SMS, TMS =	Surface or thru-hole mount socket
Dimension =	Body Size
Centroid -	.025 circle on COMMENT layer
Help -	Library HELP footprint available, turn on COMMENT layer

CLCC28
CLCC28/CNR
CLCC28/SMS/.725
CLCC28/TMS/.725

CLCC44
CLCC44/CNR
CLCC44/SMS/.925
CLCC44/TMS/.925

CLCC52
CLCC52/CNR
CLCC52/SMS/1.050
CLCC52/TMS/1.025

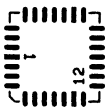
CLCC68
CLCC68/CNR
CLCC68/SMS/1.250
CLCC68/TMS/1.225

CLCC84
CLCC84/CNR
CLCC84/SMS/1.450
CLCC84/TMS/1.425

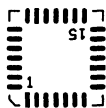
CLCC

CLCC + PINS / SOCKET TYPE OR CORNER OPTION / SOCKET BODY

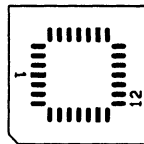
SM PAD = .080 x .024
 SMS PAD = .075 x .024
 TMS PAD = .058 DIA / .034 HOLE
 CENTROID : .025 CIRCLE ON COMMENT LAYER
 HELP : LIBRARY HELP FOOTPRINT AVAILABLE



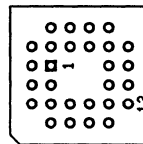
CLCC28



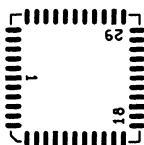
CLCC28/CNR



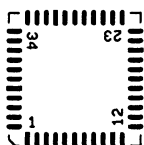
CLCC28/SMS/.725



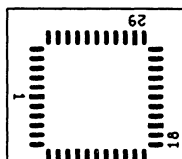
CLCC28/TMS/.725



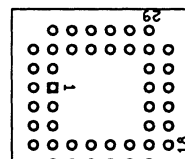
CLCC44



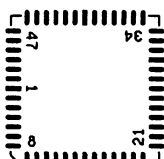
CLCC44/CNR



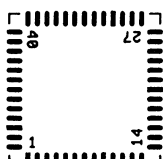
CLCC44/SMS/.925



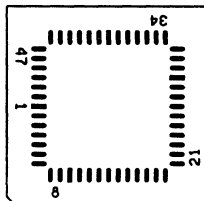
CLCC44/TMS/.925



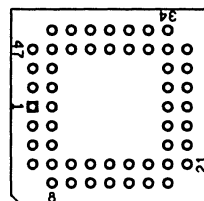
CLCC52



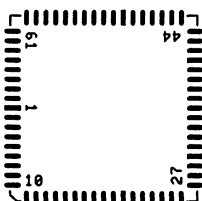
CLCC52/CNR



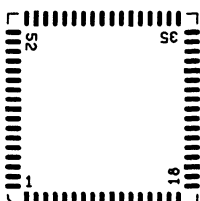
CLCC52/SMS/1.050



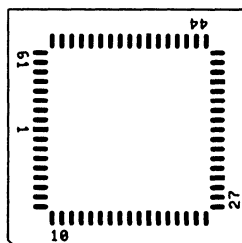
CLCC52/TMS/1.025



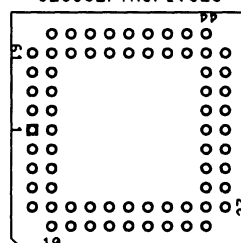
CLCC68



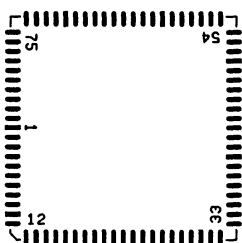
CLCC68/CNR



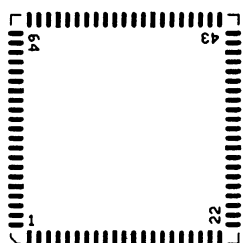
CLCC68/SMS/1.250



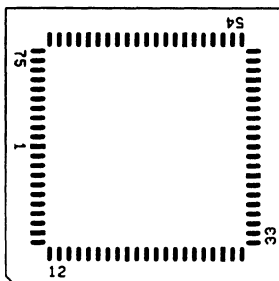
CLCC68/TMS/1.225



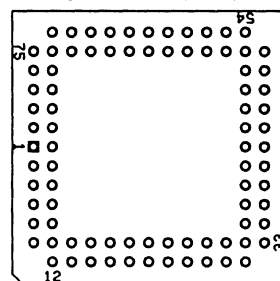
CLCC84



CLCC84/CNR



CLCC84/SMS/1.450



CLCC84/TMS/1.425

LIBRARY	CERMAMIC CHIP CARRIER	PAGE
CLCC	FOOTPRINT LIBRARY	CLCC-1

DCON.050t

DCON.050 t	=	.050 Thru-Hole Mount D-Connectors
RS,VS	=	Rt. angle or vertical socket
_ALT	=	Alternate pinout form option
TM	=	Thru-hole mount
W	=	Width
Number	=	Pin count
Pinout Standard	-	Sequential by row
Help	-	Library HELP footprint available, turn on COMMENT layer

Rt. Angle Socket

DCON.050/RS/TM/100
DCON.050/RS/TM/120
DCON.050/RS/TM/20
DCON.050/RS/TM/26
DCON.050/RS/TM/28
DCON.050/RS/TM/40
DCON.050/RS/TM/50
DCON.050/RS/TM/60
DCON.050/RS/TM/68
DCON.050/RS/TM/80

Rt. Angle Socket, Alternate Form

DCON.050/RS_ALT/TM/100
DCON.050/RS_ALT/TM/120
DCON.050/RS_ALT/TM/20
DCON.050/RS_ALT/TM/26
DCON.050/RS_ALT/TM/28
DCON.050/RS_ALT/TM/40
DCON.050/RS_ALT/TM/50
DCON.050/RS_ALT/TM/60
DCON.050/RS_ALT/TM/68
DCON.050/RS_ALT/TM/80

Vertical Socket

DCON.050/VS/TM/100
DCON.050/VS/TM/120
DCON.050/VS/TM/20
DCON.050/VS/TM/26
DCON.050/VS/TM/28
DCON.050/VS/TM/40
DCON.050/VS/TM/50
DCON.050/VS/TM/60
DCON.050/VS/TM/68
DCON.050/VS/TM/80

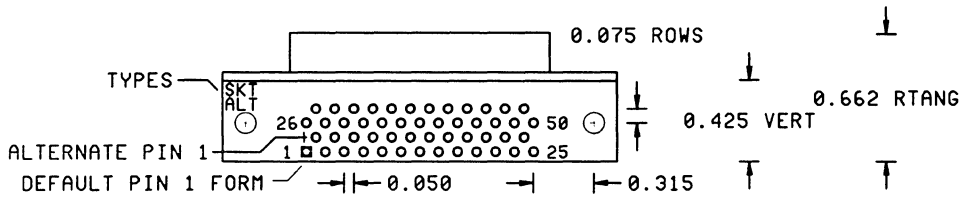
Vertical Socket, Alternate Form

DCON.050/VS_ALT/TM/100
DCON.050/VS_ALT/TM/120
DCON.050/VS_ALT/TM/20
DCON.050/VS_ALT/TM/26
DCON.050/VS_ALT/TM/28
DCON.050/VS_ALT/TM/40
DCON.050/VS_ALT/TM/50
DCON.050/VS_ALT/TM/60
DCON.050/VS_ALT/TM/68
DCON.050/VS_ALT/TM/80

.050 D-CONNECTORS

SOCKETS ONLY

FORMAT : DCON.050 / RT. OR VERT ANGLE SOCKET / THRU MOUNT / PINS

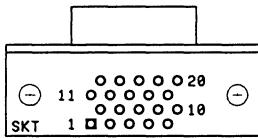


PINOUTS : SEQUENTIAL, DEFAULT AND ALTERNATE FORMS
 PADSTACK : .055 PAD / .034 HOLE
 MOUNTING : .109 PADLESS HOLE

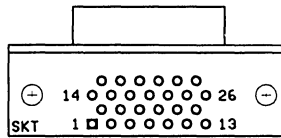
LIBRARY	TM .050 D-CONNECTOR	PAGE
DCON050T	FOOTPRINT LIBRARY	DCON050T-1

.050 D-CONNECTORS

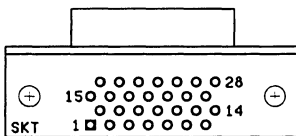
DCON.050 / RT.ANGLE SOCKET / THRU MOUNT / PINS



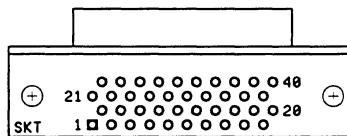
DCON.050/RS/TM/20



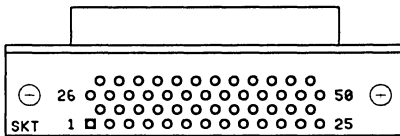
DCON.050/RS/TM/26



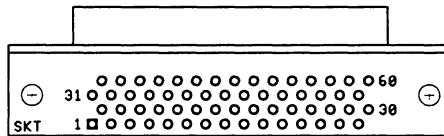
DCON.050/RS/TM/28



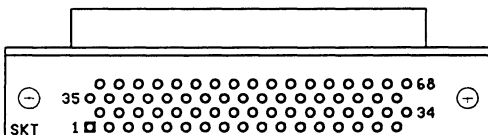
DCON.050/RS/TM/40



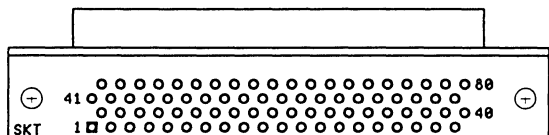
DCON.050/RS/TM/50



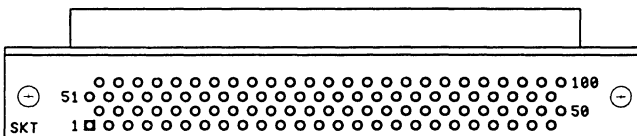
DCON.050/RS/TM/60



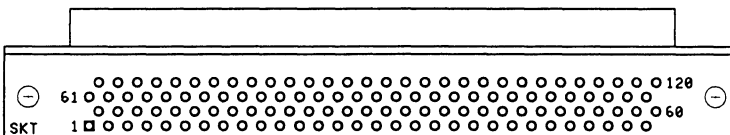
DCON.050/RS/TM/68



DCON.050/RS/TM/80



DCON.050/RS/TM/100



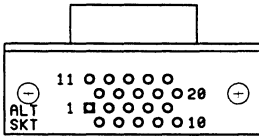
DCON.050/RS/TM/120

LIBRARY	TM .050 D-CONNECTOR	PAGE
DCON050T	FOOTPRINT LIBRARY	DCON050T-2

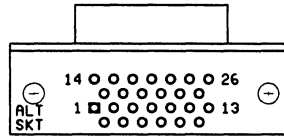
.050 D-CONNECTORS

RT.ANGLE SOCKETS : ALTERNATE FORM

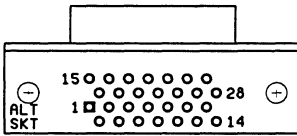
DCON.050 / RT.ANGLE SKT_ALT / THRU MOUNT / PINS



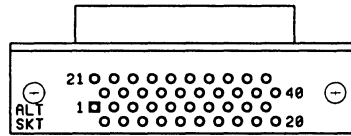
DCON.050/RS_ALT/TM/20



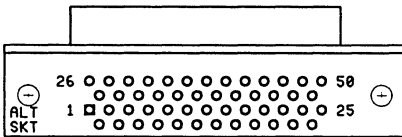
DCON.050/RS_ALT/TM/26



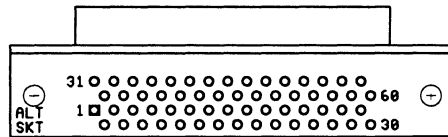
DCON.050/RS_ALT/TM/28



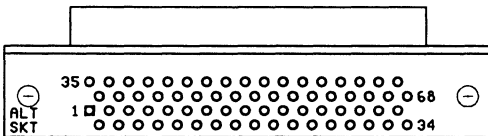
DCON.050/RS_ALT/TM/40



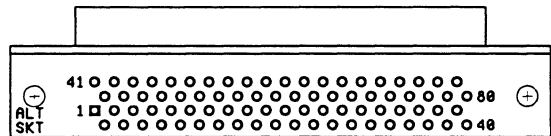
DCON.050/RS_ALT/TM/50



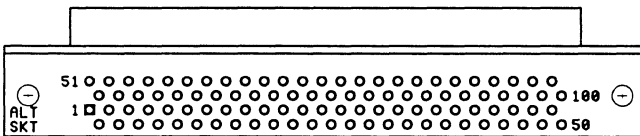
DCON.050/RS_ALT/TM/60



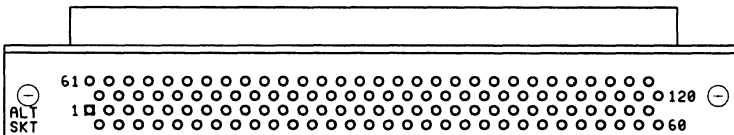
DCON.050/RS_ALT/TM/68



DCON.050/RS_ALT/TM/80



DCON.050/RS_ALT/TM/100



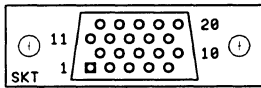
DCON.050/RS_ALT/TM/120

LIBRARY	TM .050 D-CONNECTOR	PAGE
DCON050T	FOOTPRINT LIBRARY	DCON050T-3

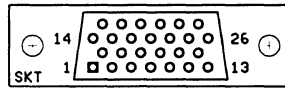
.050 D-CONNECTORS

VERTICAL SOCKETS

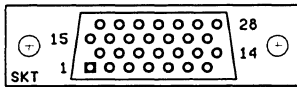
DCON.050 / VERTICAL SOCKET / THRU MOUNT / PINS



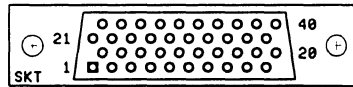
DCON.050/VS/TM/20



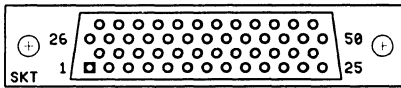
DCON.050/VS/TM/26



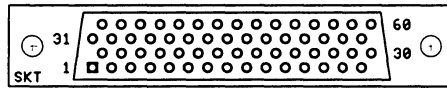
DCON.050/VS/TM/28



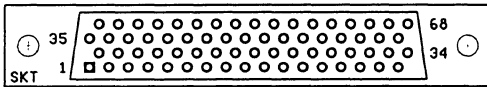
DCON.050/VS/TM/40



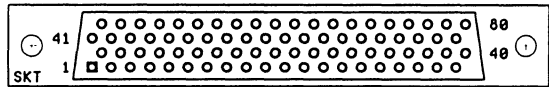
DCON.050/VS/TM/50



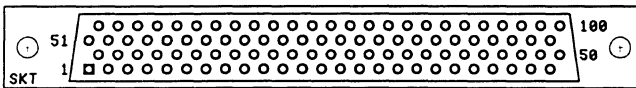
DCON.050/VS/TM/60



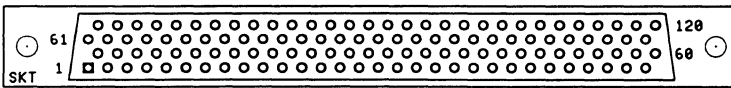
DCON.050/VS/TM/68



DCON.050/VS/TM/80



DCON.050/VS/TM/100



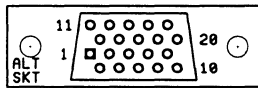
DCON.050/VS/TM/120

LIBRARY	TM .050 D-CONNECTOR	PAGE
DCON050T	FOOTPRINT LIBRARY	DCON050T-4

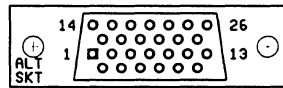
.050 D-CONNECTORS

VERTICAL SOCKETS : ALTERNATE FORM

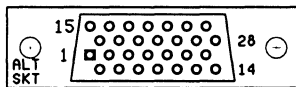
DCON.050 / VERTICAL SOCKET _ ALT / TM / PINS



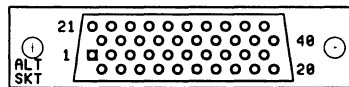
DCON.050/VS_ALT/TM/20



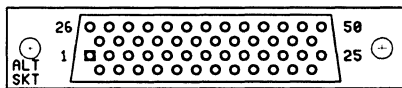
DCON.050/VS_ALT/TM/26



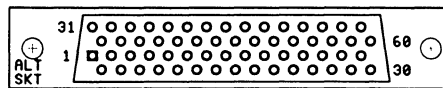
DCON.050/VS_ALT/TM/28



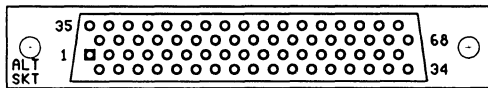
DCON.050/VS_ALT/TM/40



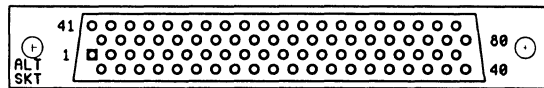
DCON.050/VS_ALT/TM/50



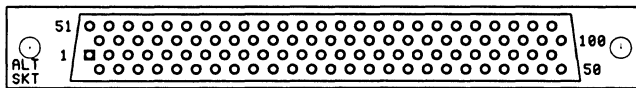
DCON.050/VS_ALT/TM/60



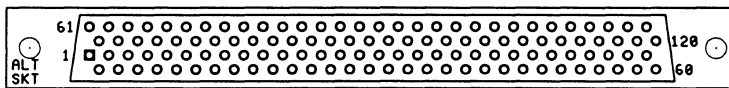
DCON.050/VS_ALT/TM/68



DCON.050/VS_ALT/TM/80



DCON.050/VS_ALT/TM/100



DCON.050/VS_ALT/TM/120

LIBRARY	TM .050 D-CONNECTOR	PAGE
DCON050T	FOOTPRINT LIBRARY	DCON050T-5

DCON.085t

DCON.085 t	=	.085 Thru-Hole Mount D-Connectors
DCON.085 x .151 or .169 Rows	=	Pin and row Pitch
RP,RS,VP,VS	=	Rt. angle or vertical plugs & sockets
TM	=	Thru-hole mount
Number	=	Pin count
Compatibility	-	CENTRONICS styles
Pinout Standard	-	Continuous
Help	-	Library HELP footprint available, turn on COMMENT layer

Vertical .151 Plugs

DCON.085X.151/VP/TM/14
DCON.085X.151/VP/TM/24
DCON.085X.151/VP/TM/36
DCON.085X.151/VP/TM/50

Vertical .151 Sockets

DCON.085X.151/VS/TM/14
DCON.085X.151/VS/TM/24
DCON.085X.151/VS/TM/36
DCON.085X.151/VS/TM/50

Rt. Angle .169 Plugs

DCON.085X.169/RP/TM/14
DCON.085X.169/RP/TM/24
DCON.085X.169/RP/TM/36
DCON.085X.169/RP/TM/50

Rt. Angle .169 Sockets

DCON.085X.169/RS/TM/14
DCON.085X.169/RS/TM/24
DCON.085X.169/RS/TM/36
DCON.085X.169/RS/TM/50

Vertical .169 Plugs

DCON.085X.169/VP/TM/14
DCON.085X.169/VP/TM/24
DCON.085X.169/VP/TM/36
DCON.085X.169/VP/TM/50

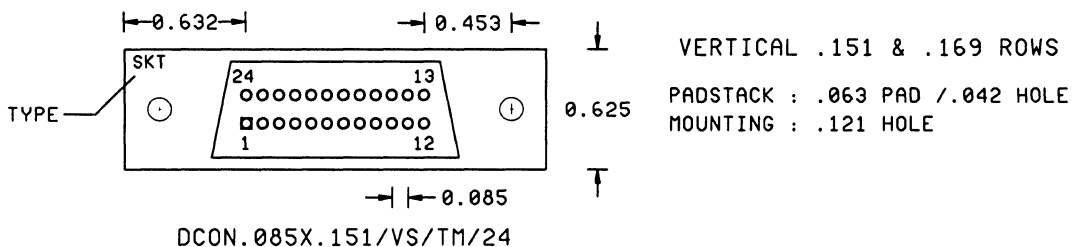
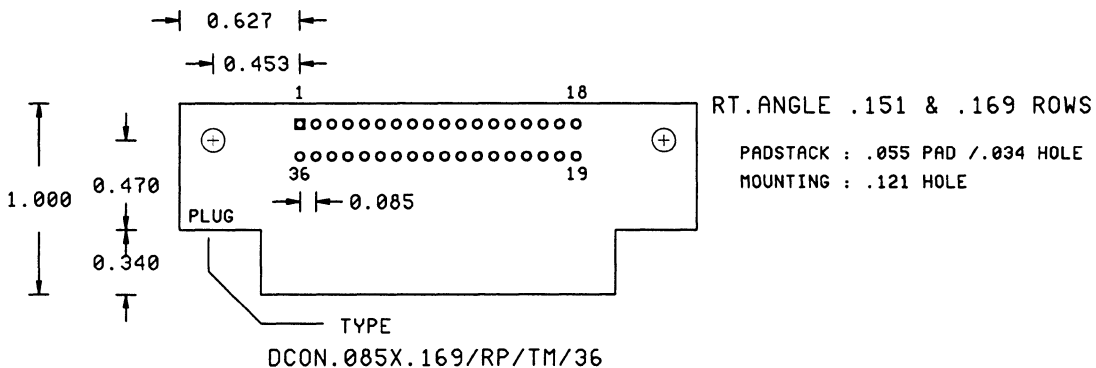
Vertical .169 Sockets

DCON.085X.169/VS/TM/14
DCON.085X.169/VS/TM/24
DCON.085X.169/VS/TM/36
DCON.085X.169/VS/TM/50

.085 D-CONNECTORS

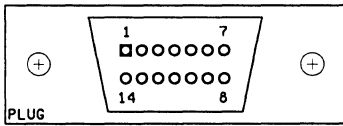
CENTRONICS COMPATIBLE

FORMAT : DCON.085+PITCH / RT.ANGLE OR VERTICAL PLUG OR SOCKET / THRU MOUNT / PINS




LIBRARY	TM .085 D-CONNECTOR	PAGE
DCON085T	FOOTPRINT LIBRARY	DCON085T-1

.085 D-CONNECTORS




DCON.085X.151/VP/TM/14

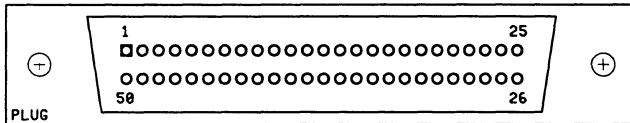
.085 X.151 VERTICAL PLUGS



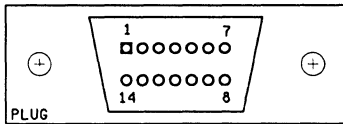
DCON.085X.151/VP/TM/24



DCON.085X.151/VP/TM/36




DCON.085X.151/VP/TM/50




DCON.085X.169/VP/TM/14

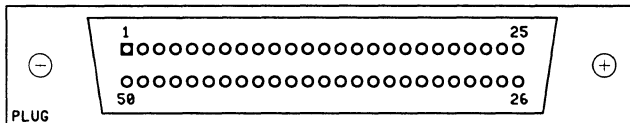
.085 X.169 VERTICAL PLUGS



DCON.085X.169/VP/TM/24



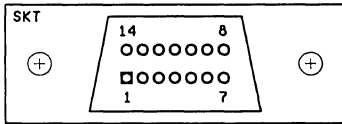
DCON.085X.169/VP/TM/36



DCON.085X.169/VP/TM/50


LIBRARY	TM .085 D-CONNECTOR	PAGE
DCON085T	FOOTPRINT LIBRARY	DCON085T-3

.085 D-CONNECTORS




DCON.085X.151/VS/TM/14

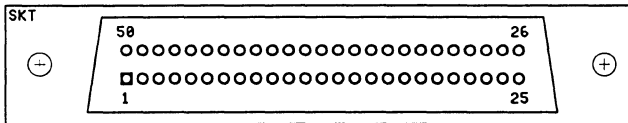
.085 X .151 VERTICAL SOCKETS



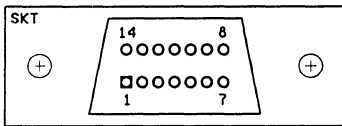
DCON.085X.151/VS/TM/24



DCON.085X.151/VS/TM/36




DCON.085X.151/VS/TM/50

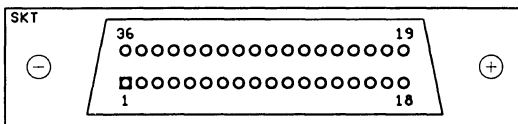


DCON.085X.169/VS/TM/14

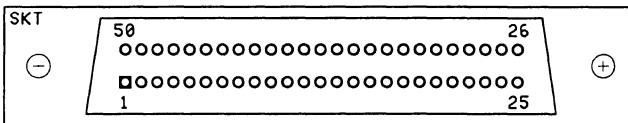
.085 X .169 VERTICAL SOCKETS



DCON.085X.169/VS/TM/24



DCON.085X.169/VS/TM/36



DCON.085X.169/VS/TM/50

LIBRARY	TM .085 D-CONNECTOR	PAGE
DCON085T	FOOTPRINT LIBRARY	DCON085T-4

DIMM.050f

DIMM.050f	=	.050 Dimm Edge Fingers
Dimm.050_Fingers / 8_Byte	=	8 byte form
Dimm.050_Fingers / Number	=	Standard form
Pinout Standard	-	Sequential
Help	-	Library HELP footprint available, turn on COMMENT layer
Technology Files	-	Available, listed in technology file section

8 Byte Fingers

DIMM.050_FINGERS/8_BYTE

Standard Fingers

DIMM.050_FINGERS/128

DIMM.050_FINGERS/136

DIMM.050_FINGERS/144

DIMM.050_FINGERS/160

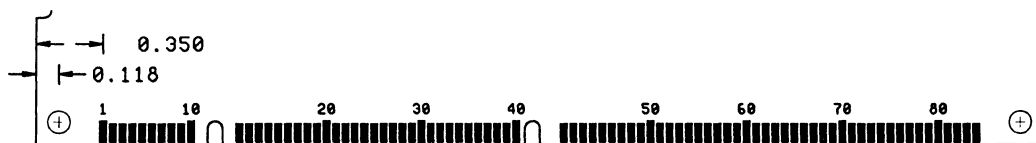
DIMM.050_FINGERS/200

.050 DIMM EDGE FINGERS

DIMM.050 BOARDBLANK TECHNOLOGY FILES ARE AVAILABLE

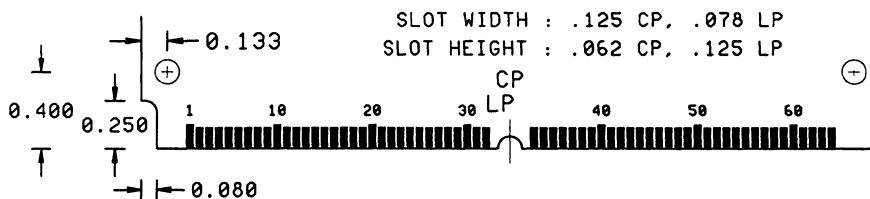
DIMM.050_FINGERS / 8_BYTE

PINOUT : SEQUENTIAL
PADS : .040 x .100
ALIGNMENT : .118 PADLESS HOLE



DIMM.050_FINGERS / PINS

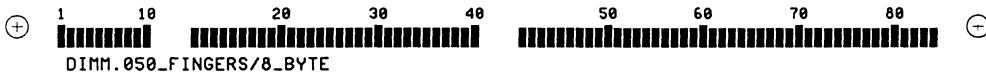
PINOUT : SEQUENTIAL
PAD : .040 x .100
ALIGNMENT : .125 PADLESS HOLE



LIBRARY	.050 DIMM EDGE FINGER	PAGE
DIMM050F	FOOTPRINT LIBRARY	DIMM050F-1

.050 DIMM EDGE FINGERS

8 BYTE FORM



STANDARD FORMS



LIBRARY	.050 DIMM EDGE FINGER	PAGE
DIMM050F	FOOTPRINT LIBRARY	DIMM050F-2

DIMM.050t

DIMM.050t	=	.050 Thru-hole Mount Dimm Sockets
Dimm.050_8B	=	8 byte style
VS, VS2	=	Vertical sockets & units per socket
TM	=	Thru-hole mount
Number	=	Pin count
Pinout Standard	-	Sequential by staggered row
Help	-	Library HELP footprint available, turn on COMMENT layer
Technology Files	-	Available, listed in technology file section

Standard Vertical Sockets

DIMM.050/VS/TM/104
DIMM.050/VS/TM/128
DIMM.050/VS/TM/136
DIMM.050/VS/TM/144
DIMM.050/VS/TM/160
DIMM.050/VS/TM/200

DIMM.050/VS2/TM/128X2
DIMM.050/VS2/TM/136X2
DIMM.050/VS2/TM/144X2
DIMM.050/VS2/TM/160X2
DIMM.050/VS2/TM/200X2

8 Byte 168 Pin Vertical Socket

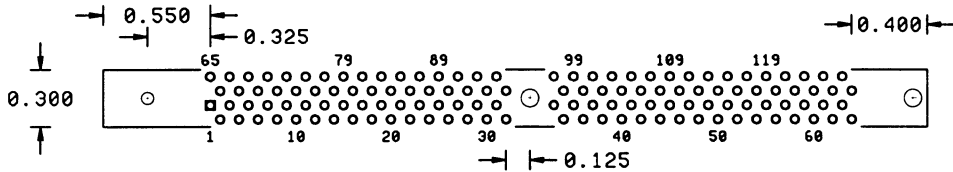
DIMM.050_8B/VS/TM/168

.050 DIMM SOCKETS

BOARDBLANK TECHNOLOGY FILES ARE AVAILABLE

STANDARD STYLES

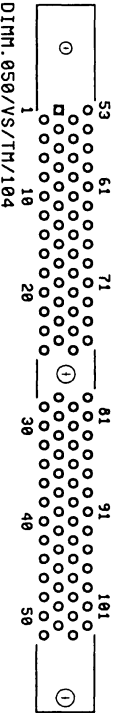
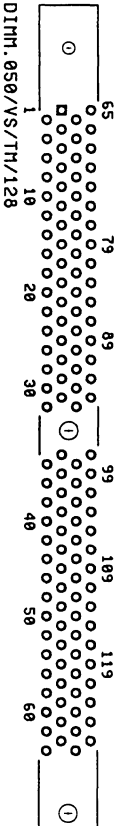
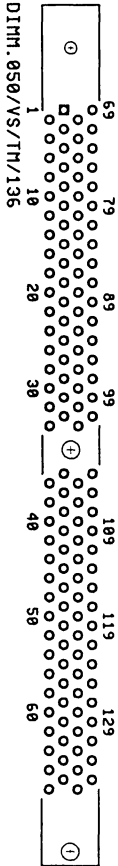
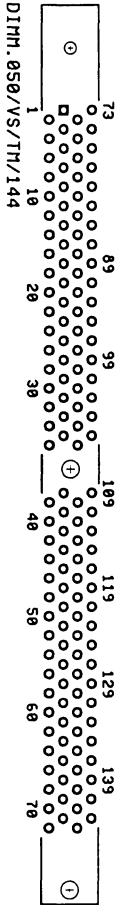
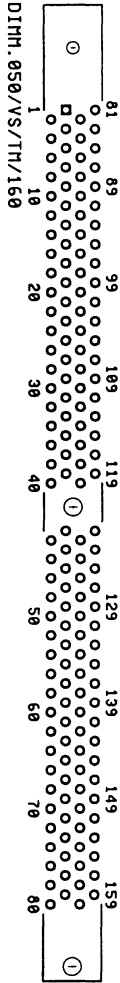
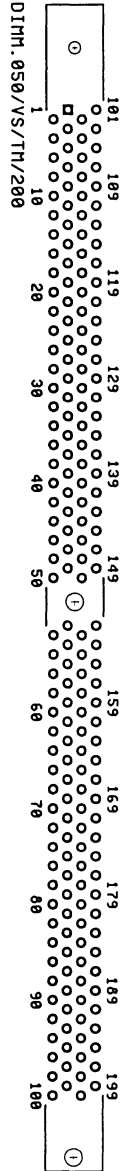
STYLES : SINGLE AND DUAL VERTICAL
PADSTACK : .053 PAD / .032 HOLE
ALIGNMENT : .063 & .094 PADLESS HOLE
COMPATIBILITY : CONFIRM WITH CURRENT VENDOR DATA SHEETS



LIBRARY	TM .050 DIMM SOCKET	PAGE
DIMM050T	FOOTPRINT LIBRARY	DIMM050T-1

.050 DIMM SOCKETS

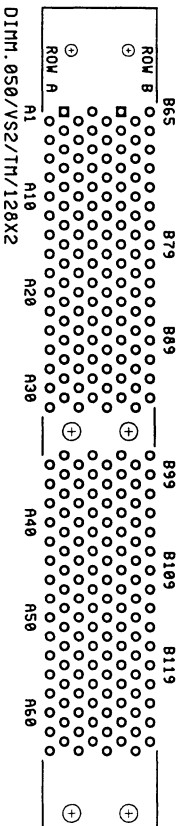
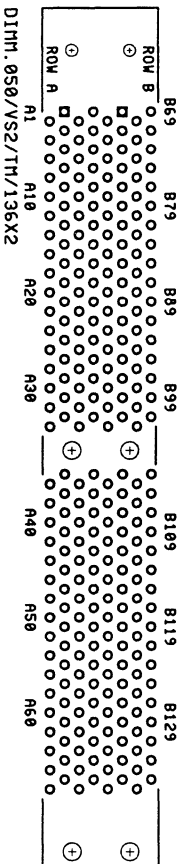
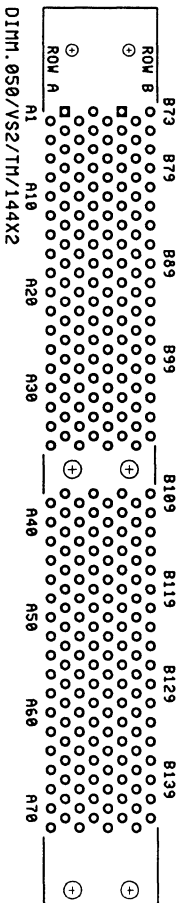
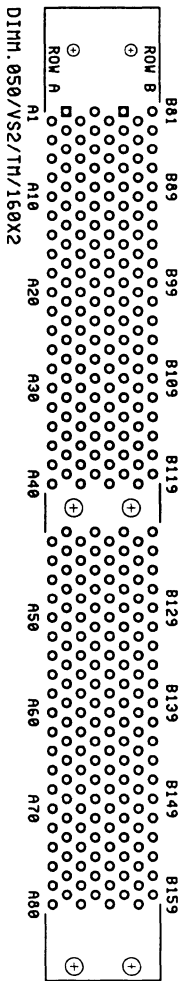
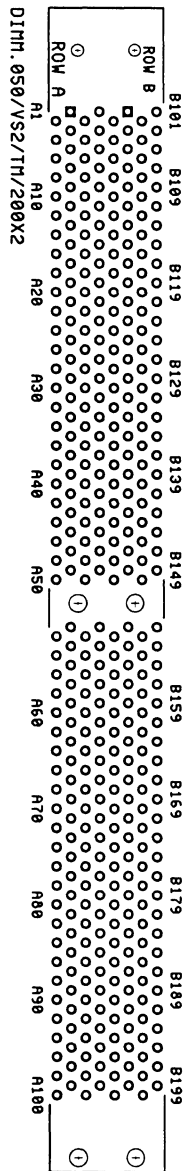
DIMM.050 / VERTICAL SOCKET / THRU MOUNT / PINS



LIBRARY	TM .050 DIMM SOCKET	PAGE
DIMM050T	FOOTPRINT LIBRARY	DIMM050T-2

.050 DIMM SOCKETS

DIMM.050 / DUAL VERTICAL SOCKET / THRU MOUNT / PINS



LIBRARY	TM .050 DIMM SOCKET	PAGE
DIMM050T	FOOTPRINT LIBRARY	DIMM050T-3

.050 DIMM 8 BYTE SOCKET

BOARDBLANK TECHNOLOGY FILE IS AVAILABLE

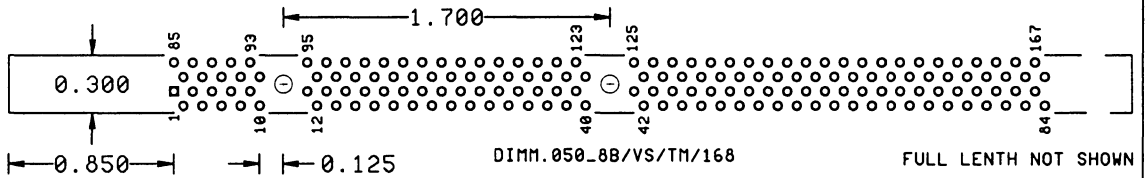
8 BYTE VERTICAL DIMM SOCKET

DIMM.050_8B / VS / 168

PADSTACK : .053 PAD / .032 HOLE

ALIGNMENT : .094 PADLESS HOLES

COMPATIBILITY : CONFIRM USING CURRENT VENDOR DATA SHEETS



LIBRARY	TM .050 DIMM SOCKET	PAGE
DIMM050T	FOOTPRINT LIBRARY	DIMM050T-4

DIN

DIN	=	DIN 41612 Compatible
AB, AC, ABC	=	Filled rows
DINC/MIN	=	DIN Circular, Miniature
DINC/STD	=	DIN Circular, Standard Form
SM, TM	=	Surface & thru-hole mount
Number	=	Pin count
Help	-	Library HELP footprint available, turn on COMMENT layer

DIN 41612

DIN32_AB/R
DIN32_AB/V
DIN64_AB/R
DIN64_AB/V
DIN64_AC/R
DIN64_AC/V
DIN96_ABC/R
DIN96_ABC/V

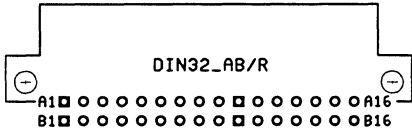
DIN Circ. Miniature

DINC/MIN_SM/3
DINC/MIN_SM/4
DINC/MIN_SM/5
DINC/MIN_SM/6
DINC/MIN_SM/7
DINC/MIN_SM/8
DINC/MIN_TM/3
DINC/MIN_TM/4
DINC/MIN_TM/5
DINC/MIN_TM/6
DINC/MIN_TM/7
DINC/MIN_TM/8

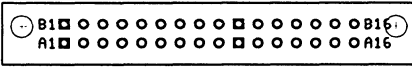
DIN Circ. Standard

DINC/STD_TM/4
DINC/STD_TM/5
DINC/STD_TM/6
DINC/STD_TM/7
DINC/STD_TM/8

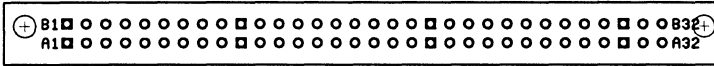
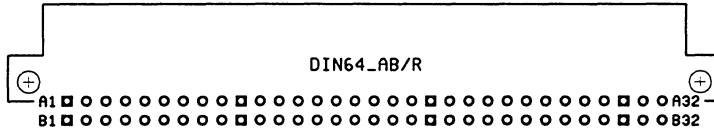
DIN CONNECTORS



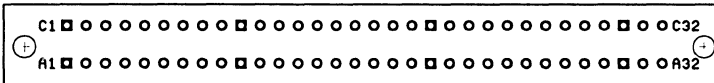
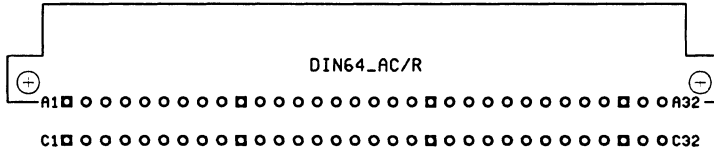
PADSTACK : .055 PAD / .034 HOLE
 ALIGNMENT : .055 PAD / .031 HOLE
 FIRST AND LAST PINS
 MOUNTING : .109 PADLESS HOLE



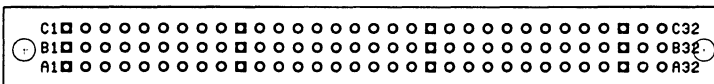
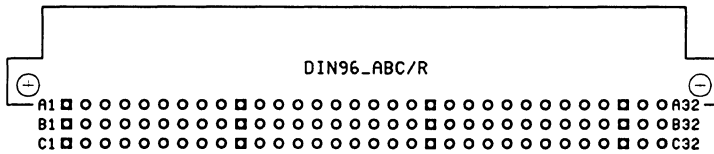
DIN32_AB/V



DIN64_AB/V



DIN64_AC/V

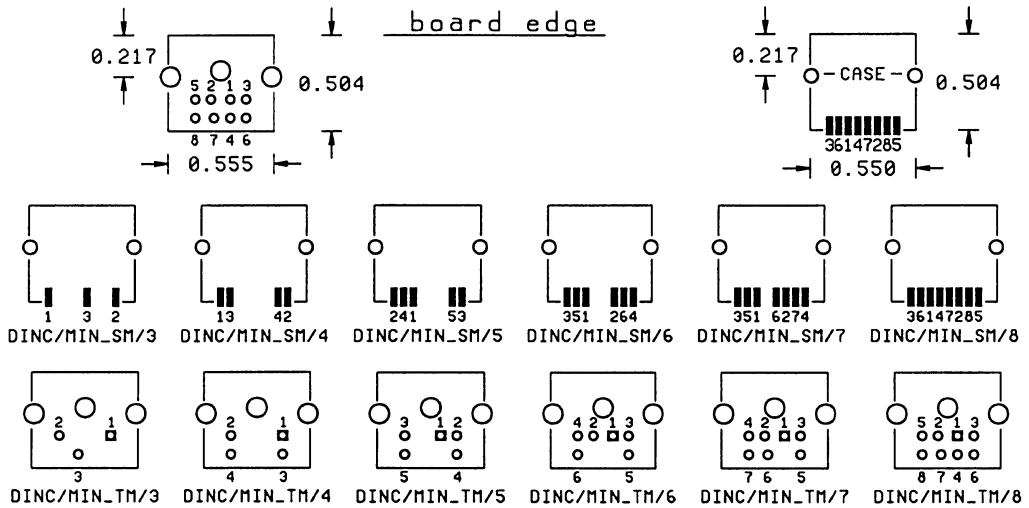


DIN96_ABC/V

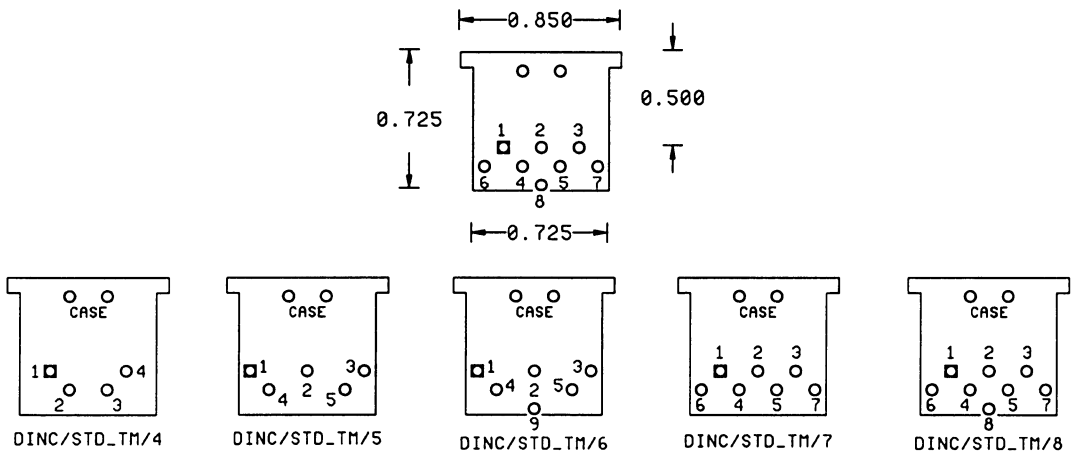
LIBRARY	DIN CONNECTOR	PAGE
DIN	FOOTPRINT LIBRARY	DIN-1

DIN CONNECTORS

DESC : MINIATURE CIRCULAR DIN CONNECTORS
 PADSTACK : TM .055 PAD/.034 HOLE, SM .035 X .100



DESC : STANDARD SIZE CIRCULAR DIN CONNECTORS
 PADSTACK : .067 PAD / .046 HOLE
 MOUNTING : .067 Pad / .046 HOLE



LIBRARY	DIN CONNECTOR	PAGE
DIN	FOOTPRINT LIBRARY	DIN-2

DIP.100b

DIP.100 B	=	.100 Pitch Buttmount DIP
Number	=	Pin count
W	=	Width
L	=	Length
Pinout Standard	-	DIP
Help	-	Library HELP footprint available, turn on COMMENT layer

Buttmount DIP

DIP.100B/14/W.300/L.800

DIP.100B/14/W.300/L.850

DIP.100B/16/W.300/L.850

DIP.100B/16/W.300/L.900

DIP.100B/16/W.300/L.950

DIP.100B/18/W.300/L.950

DIP.100B/20/W.300/L1.050

DIP.100B/22/W.400/L1.150

DIP.100B/24/W.300/L1.300

DIP.100B/24/W.400/L1.250

DIP.100B/24/W.600/L1.300

DIP.100B/28/W.300/L1.450


DIP.100B/8/W.300/L.450

BUTTMOUNT .100 DIPS


DIP.100 B / PINS / WIDTH / LENGTH




DIP.100B/8/W.300/L.450



DIP.100B/22/W.400/L1.150




DIP.100B/14/W.300/L.800




DIP.100B/24/W.300/L1.300



DIP.100B/14/W.300/L.850




DIP.100B/24/W.400/L1.250



DIP.100B/16/W.300/L.850



DIP.100B/24/W.600/L1.300



DIP.100B/16/W.300/L.900




DIP.100B/28/W.300/L1.450



DIP.100B/16/W.300/L.950



DIP.100B/18/W.300/L.950



DIP.100B/20/W.300/L1.050

LIBRARY	BUTTMOUNT .100 DIP	PAGE
DIP100B	FOOTPRINT LIBRARY	DIP100B-1

DIP.100t

DIP.100	=	.100 Pitch Thru-hole Mount DIP
Number	=	Pin count
W	=	Width
L	=	Length
Pinout Standard	-	DIP
Socket Outlines	-	Located on COMMENT layer
Help	-	Library HELP footprint available, turn on COMMENT layer

DIP.100/14/W.300/L.700
DIP.100/14/W.300/L.725
DIP.100/14/W.300/L.750
DIP.100/14/W.300/L.775
DIP.100/14/W.300/L.800
DIP.100/14/W.300/L.825
DIP.100/14/W.300/L.850
DIP.100/16/W.300/L.775
DIP.100/16/W.300/L.800
DIP.100/16/W.300/L.825
DIP.100/16/W.300/L.875
DIP.100/16/W.300/L.900
DIP.100/16/W.300/L.950
DIP.100/18/W.300/L.900
DIP.100/18/W.300/L.925
DIP.100/18/W.300/L.950
DIP.100/20/W.300/L.975
DIP.100/20/W.300/L.1.000
DIP.100/20/W.300/L.1.025
DIP.100/20/W.300/L.1.050
DIP.100/20/W.300/L.1.075
DIP.100/20/W.300/L.1.100
DIP.100/20/W.400/L.1.000
DIP.100/20/W.400/L.1.025
DIP.100/20/W.400/L.1.050
DIP.100/22/W.300/L.1.075
DIP.100/22/W.300/L.1.100
DIP.100/22/W.300/L.1.125
DIP.100/22/W.300/L.1.150
DIP.100/22/W.300/L.1.200


DIP.100/22/W.400/L.1.125
DIP.100/22/W.400/L.1.150
DIP.100/24/W.300/L.1.175
DIP.100/24/W.300/L.1.200
DIP.100/24/W.300/L.1.225
DIP.100/24/W.300/L.1.250
DIP.100/24/W.300/L.1.275
DIP.100/24/W.300/L.1.300
DIP.100/24/W.400/L.1.225
DIP.100/24/W.400/L.1.250
DIP.100/24/W.600/L.1.200
DIP.100/24/W.600/L.1.225
DIP.100/24/W.600/L.1.250
DIP.100/24/W.600/L.1.275
DIP.100/24/W.600/L.1.300
DIP.100/28/W.300/L.1.375
DIP.100/28/W.300/L.1.400
DIP.100/28/W.300/L.1.425
DIP.100/28/W.300/L.1.450
DIP.100/28/W.300/L.1.475
DIP.100/28/W.300/L.1.500
DIP.100/28/W.400/L.1.425
DIP.100/28/W.400/L.1.450
DIP.100/28/W.600/L.1.400
DIP.100/28/W.600/L.1.425
DIP.100/28/W.600/L.1.450
DIP.100/28/W.600/L.1.475
DIP.100/28/W.600/L.1.500
DIP.100/28/W.600/L.1.525
DIP.100/28/W.600/L.1.550

DIP.100/28/W.600/L.1.575
DIP.100/28/W.600/L.1.600
DIP.100/32/W.300/L.1.600
DIP.100/32/W.300/L.1.625
DIP.100/32/W.600/L.1.600
DIP.100/32/W.600/L.1.625
DIP.100/32/W.600/L.1.650
DIP.100/32/W.600/L.1.675
DIP.100/32/W.600/L.1.700
DIP.100/36/W.600/L.1.825
DIP.100/36/W.600/L.1.850
DIP.100/36/W.900/L.1.800
DIP.100/40/W.600/L.2.025
DIP.100/40/W.600/L.2.050
DIP.100/40/W.600/L.2.075
DIP.100/40/W.600/L.2.100
DIP.100/48/W.600/L.2.425
DIP.100/48/W.600/L.2.450
DIP.100/48/W.600/L.2.475
DIP.100/48/W.600/L.2.500
DIP.100/6/W.300/L.375
DIP.100/64/W.900/L.3.225
DIP.100/64/W.900/L.3.250
DIP.100/8/W.300/L.400
DIP.100/8/W.300/L.425
DIP.100/8/W.300/L.450
DIP.100/8/W.300/L.475
DIP.100/8/W.300/L.500
DIP.100/8/W.300/L.525
DIP.100/8/W.300/L.550

.100 DIPS

DIP.100 / PINS / WIDTH / LENGTH

(SOCKETS ON COMMENT LAYER)

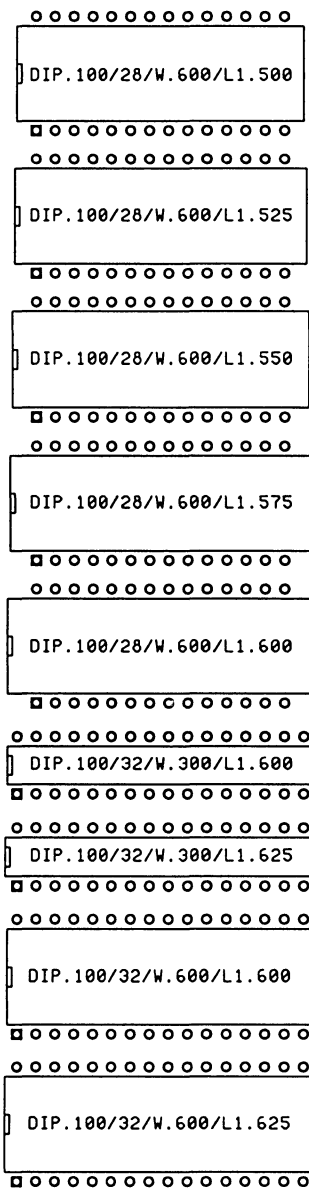
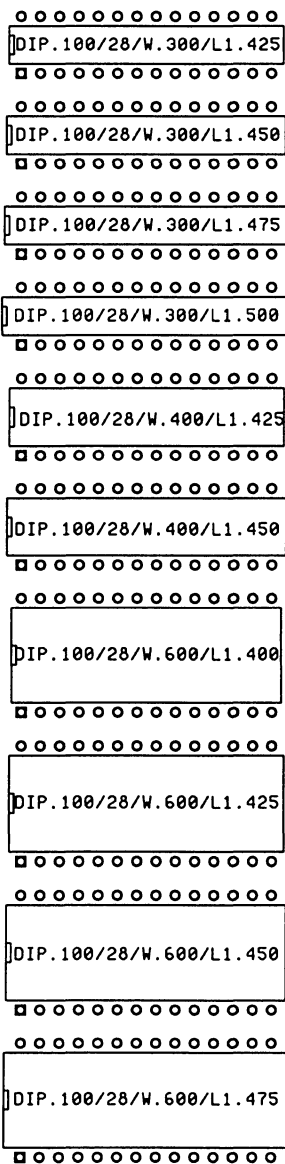
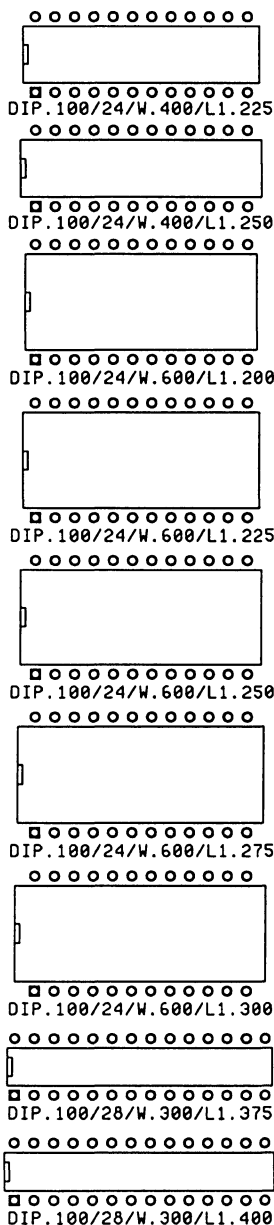


LIBRARY	TM .100 DIP	PAGE
DIP100T	FOOTPRINT LIBRARY	DIP100T-1

.100 DIP

DIP.100 / PINS / WIDTH / LENGTH

(SOCKETS ON COMMENT LAYER)

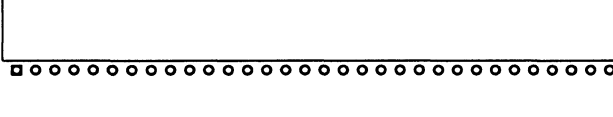
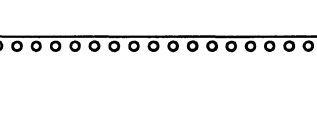
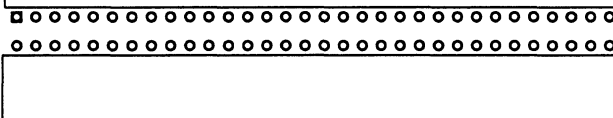
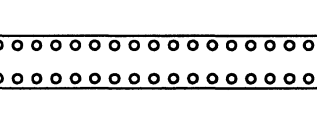

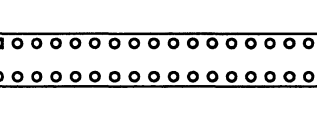
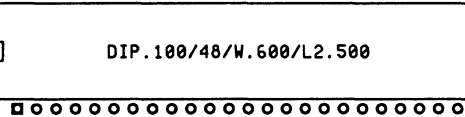
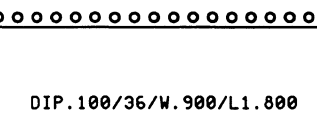

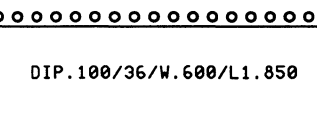
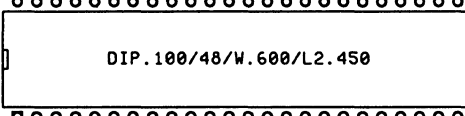
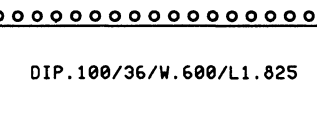
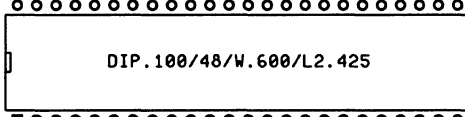
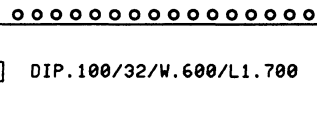
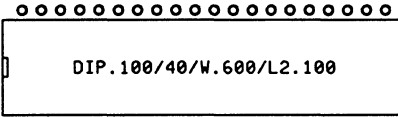
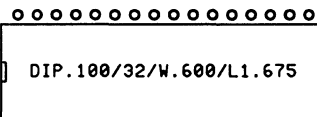
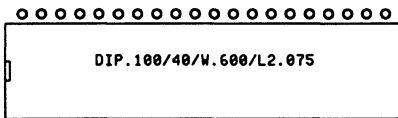
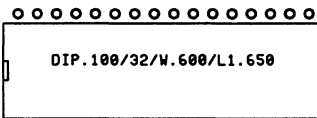


LIBRARY	TM .100 DIP	PAGE
DIP100T	FOOTPRINT LIBRARY	DIP100T-2

.100 DIP

DIP.100 / PINS / WIDTH / LENGTH

(SOCKETS ON COMMENT LAYER)



LIBRARY	TM .100 DIP	PAGE
DIP100T	FOOTPRINT LIBRARY	DIP100T-3

DSUBt

DSUB t	=	D-Subminiature Thru-Hole Mount Connectors
DSUB + Number	=	Rt. angle depth
RP, RS, VP, VS	=	Rt. angle or vertical plugs & sockets
TM	=	Thru-hole mount
Number	=	Pin count
Pinout Standard	-	Sequential by row
Help	-	Library HELP footprint available, turn on COMMENT layer

Rt. Angle .318 Plugs

DSUB/RP.318/TM/15
DSUB/RP.318/TM/25
DSUB/RP.318/TM/37
DSUB/RP.318/TM/9

Rt. Angle .584 Plugs

DSUB/RP.584/TM/15
DSUB/RP.584/TM/25
DSUB/RP.584/TM/37
DSUB/RP.584/TM/9

Rt. Angle .318 Sockets

DSUB/RS.318/TM/15
DSUB/RS.318/TM/25
DSUB/RS.318/TM/37
DSUB/RS.318/TM/9

Rt. Angle .584 Sockets

DSUB/RS.584/TM/15
DSUB/RS.584/TM/25
DSUB/RS.584/TM/37
DSUB/RS.584/TM/9

Vertical Plugs

DSUB/VP/TM/15
DSUB/VP/TM/25
DSUB/VP/TM/37
DSUB/VP/TM/50
DSUB/VP/TM/9

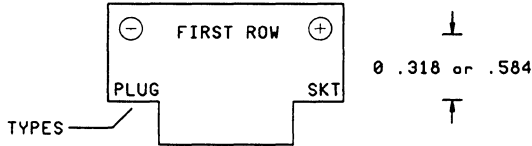
Vertical Sockets

DSUB/VS/TM/15
DSUB/VS/TM/25
DSUB/VS/TM/37
DSUB/VS/TM/50
DSUB/VS/TM/9

DSUB PLUGS & SOCKETS

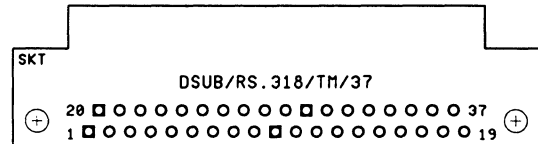
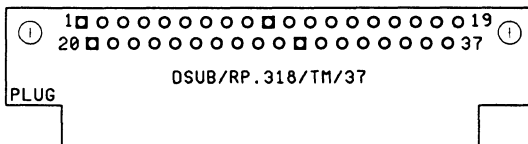
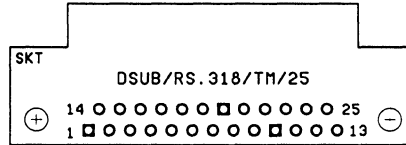
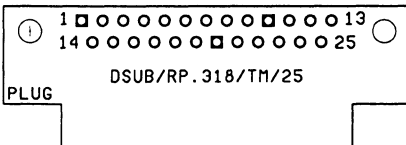
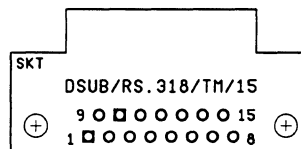
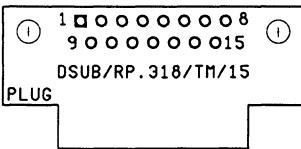
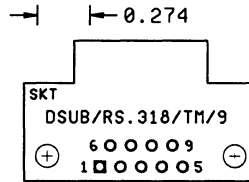
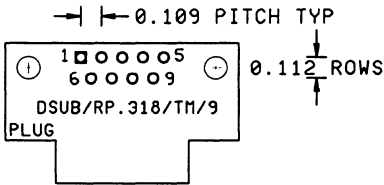
FORMAT : DSUB / RT.ANGLE OR VERTICAL PLUG OR SOCKET / THRU MOUNT / PINS

PADSTACK : .058 PAD / .037 HOLE
 MOUNTING : .120 PADLESS HOLE
 DEPTHS : .318 & .584 RT. ANGLE
 SPACING : .109 TYPICAL



.318 PLUGS

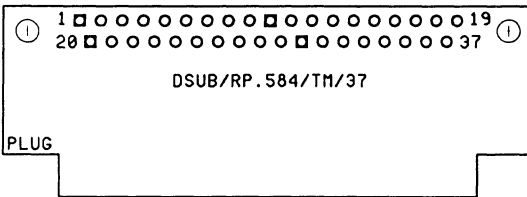
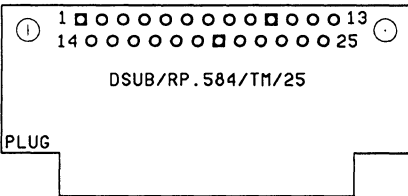
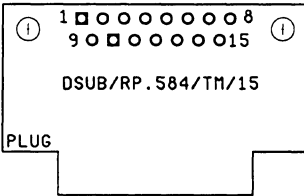
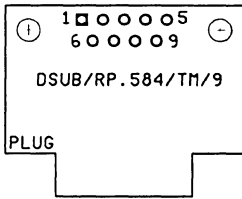
.318 SOCKETS



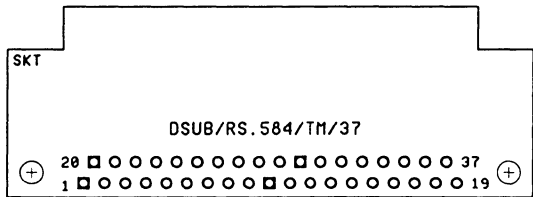
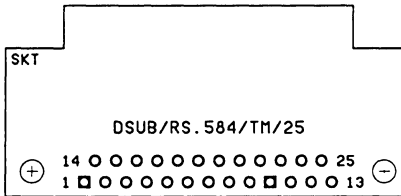
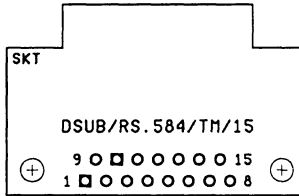
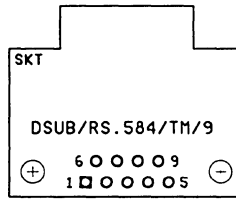
LIBRARY	TM DSUB PLUG & SOCKET	PAGE
DSUBT	FOOTPRINT LIBRARY	DSUBT-1

DSUB PLUGS & SOCKETS

.584 PLUGS



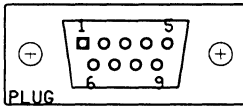
.584 SOCKETS



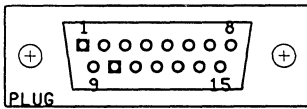
LIBRARY	TM DSUB PLUG & SOCKET	PAGE
DSUBT	FOOTPRINT LIBRARY	DSUBT-2

DSUB PLUGS & SOCKETS

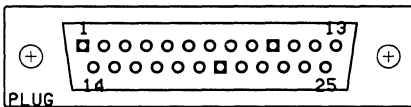
VERTICAL PLUGS



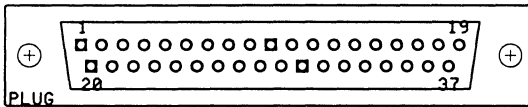
DSUB/VP/TM/9



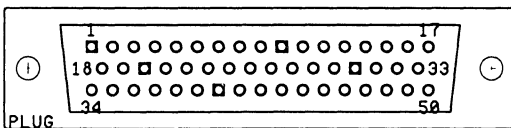
DSUB/VP/TM/15



DSUB/VP/TM/25

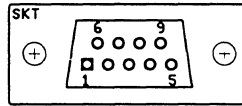


DSUB/VP/TM/37

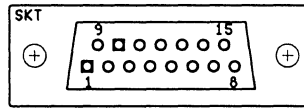


DSUB/VP/TM/50

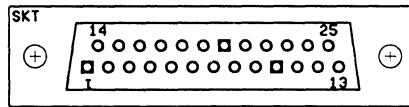
VERTICAL SOCKETS



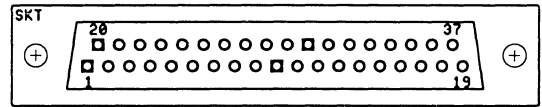
DSUB/VS/TM/9



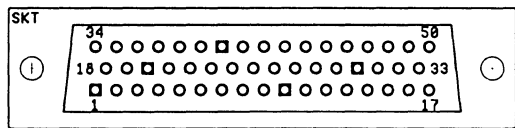
DSUB/VS/TM/15



DSUB/VS/TM/25



DSUB/VS/TM/37



DSUB/VS/TM/50

LIBRARY	TM DSUB PLUG & SOCKET	PAGE
DSUBT	FOOTPRINT LIBRARY	DSUBT-3

DSUBt_HD

DSUB t_HD	=	D-Subminiature Thru-Hole Mount High Density Connectors
RP, RS, VP, VS	=	Rt. angle or vertical plugs & sockets
TM	=	Thru-hole mount
Number	=	Pin count
Pinout Standard	-	Sequential by row
Help	-	Library HELP footprint available, turn on COMMENT layer

Rt. Angle Plugs

DSUBHD/RP/TM/15
DSUBHD/RP/TM/26
DSUBHD/RP/TM/44
DSUBHD/RP/TM/62
DSUBHD/RP/TM/78

Rt. Angle Sockets

DSUBHD/RS/TM/15
DSUBHD/RS/TM/26
DSUBHD/RS/TM/44
DSUBHD/RS/TM/62
DSUBHD/RS/TM/78

Vertical Plugs

DSUBHD/VP/TM/15
DSUBHD/VP/TM/26
DSUBHD/VP/TM/44
DSUBHD/VP/TM/62
DSUBHD/VP/TM/78

Vertical Sockets

DSUBHD/VS/TM/15
DSUBHD/VS/TM/26
DSUBHD/VS/TM/44
DSUBHD/VS/TM/62
DSUBHD/VS/TM/78

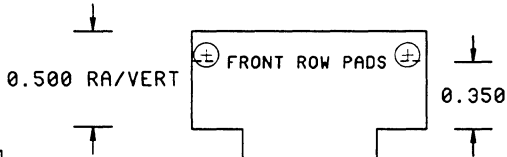
DSUB HIGH DENSITY PLUGS & SOCKETS

DSUBHD / ANGLE + PLUG OR SOCKET / THRU MOUNT / PINS

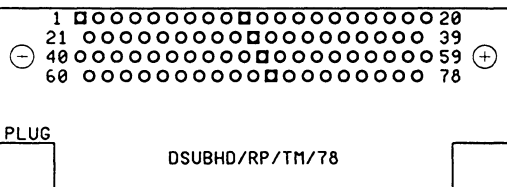


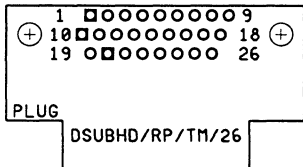
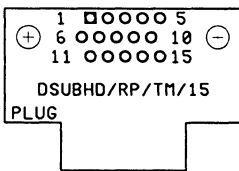
PADSTACK : .063 PAD / .042 HOLE

MOUNTING : .120 PADLESS HOLE

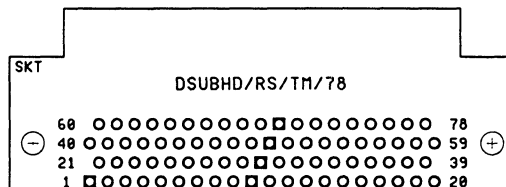
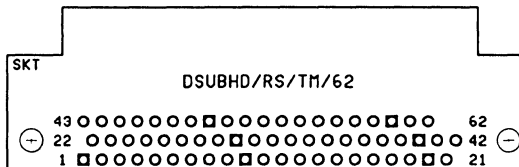
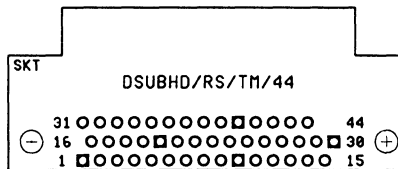
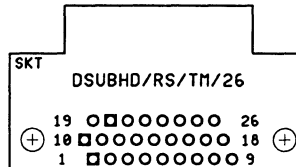
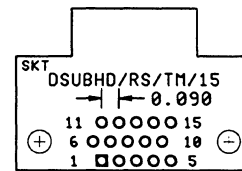
DEPTHS : .350 RT. ANGLE



RT.A PLUGS



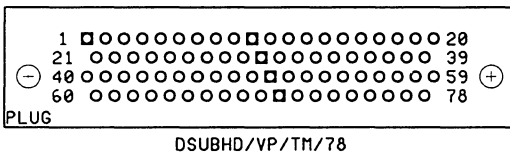
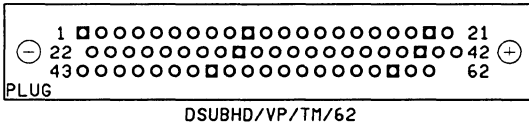
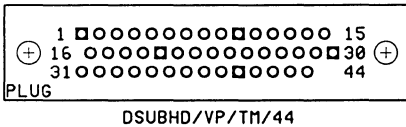
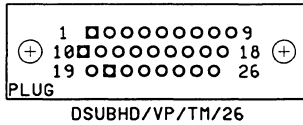
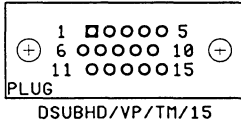
RT.A SOCKETS



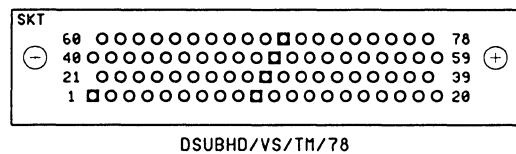
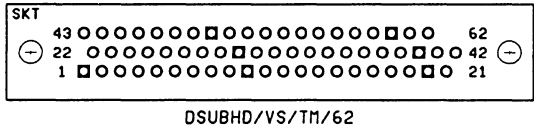
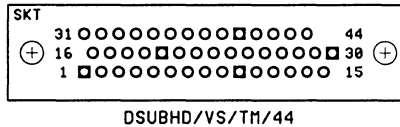
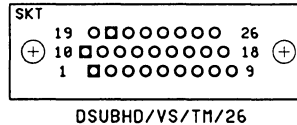
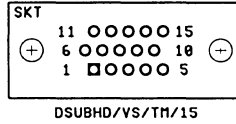
LIBRARY	TM DSUB HIGH DENSITY	PAGE
DSUBT_HD	FOOTPRINT LIBRARY	DSUBT_HD-1

DSUB HIGH DENSITY PLUGS & SOCKETS

VERTICAL PLUGS



VERTICAL SOCKETS



LIBRARY	TM DSUB HIGH DENSITY	PAGE
DSUBT_HD	FOOTPRINT LIBRARY	DSUBT_HD-2

ECON.100t

ECON.100	=	.100 Thru-hole Mount Edge Connector Sockets
VS	=	Vertical sockets
TM2	=	Thru-hole mount 2-in-line
AN, SQ, OE	=	Alpha-numeric, Sequential by row, Odd-Even pinouts
W	=	Width
Number	=	Pin count
Help	-	Library HELP footprint available, turn on COMMENT layer

Alpha-Numeric

ECON.100/VS/TM2AN/W.400/100
ECON.100/VS/TM2AN/W.400/104
ECON.100/VS/TM2AN/W.400/120
ECON.100/VS/TM2AN/W.400/24
ECON.100/VS/TM2AN/W.400/26
ECON.100/VS/TM2AN/W.400/36
ECON.100/VS/TM2AN/W.400/50
ECON.100/VS/TM2AN/W.400/60
ECON.100/VS/TM2AN/W.400/62
ECON.100/VS/TM2AN/W.400/70
ECON.100/VS/TM2AN/W.400/80

Odd-Even

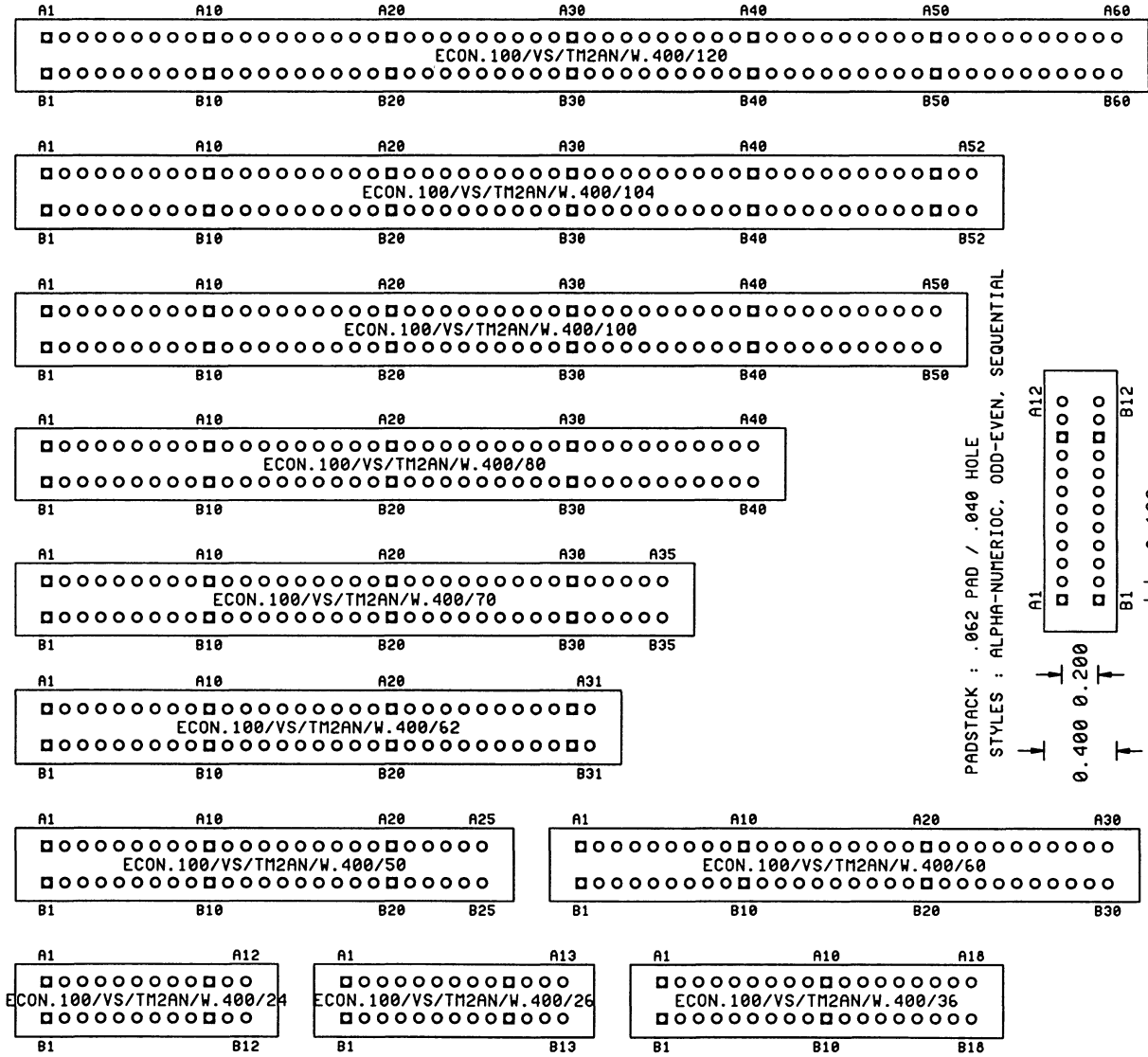
ECON.100/VS/TM2OE/W.400/100
ECON.100/VS/TM2OE/W.400/104
ECON.100/VS/TM2OE/W.400/120
ECON.100/VS/TM2OE/W.400/24
ECON.100/VS/TM2OE/W.400/26
ECON.100/VS/TM2OE/W.400/36
ECON.100/VS/TM2OE/W.400/50
ECON.100/VS/TM2OE/W.400/60
ECON.100/VS/TM2OE/W.400/62
ECON.100/VS/TM2OE/W.400/70
ECON.100/VS/TM2OE/W.400/80

Sequential by Row

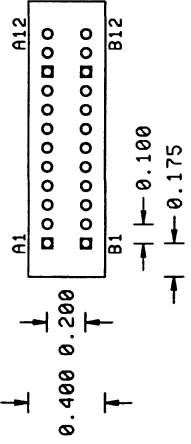
ECON.100/VS/TM2SQ/W.400/100
ECON.100/VS/TM2SQ/W.400/104
ECON.100/VS/TM2SQ/W.400/120
ECON.100/VS/TM2SQ/W.400/24
ECON.100/VS/TM2SQ/W.400/26
ECON.100/VS/TM2SQ/W.400/36
ECON.100/VS/TM2SQ/W.400/50
ECON.100/VS/TM2SQ/W.400/60
ECON.100/VS/TM2SQ/W.400/62
ECON.100/VS/TM2SQ/W.400/70
ECON.100/VS/TM2SQ/W.400/80

.100 EDGE CONNECTOR SOCKETS

ECON.100 / V SKT / THRU MOUNT 2-IN-LINE ALPHA-NUM PINOUT / PINS



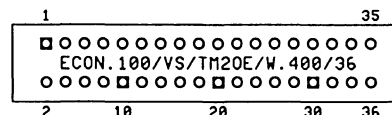
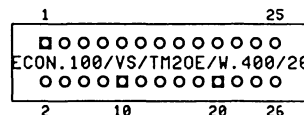
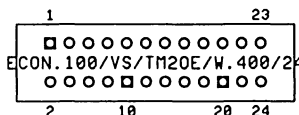
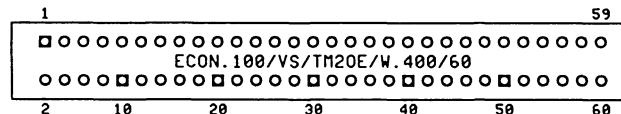
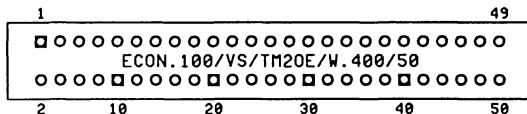
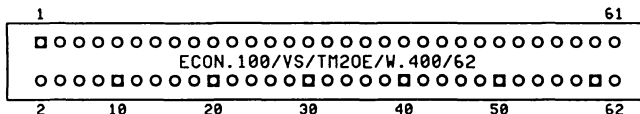
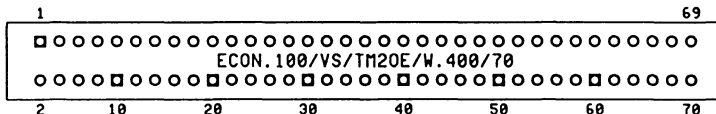
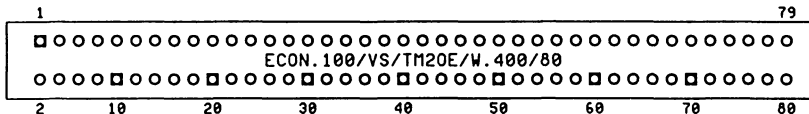
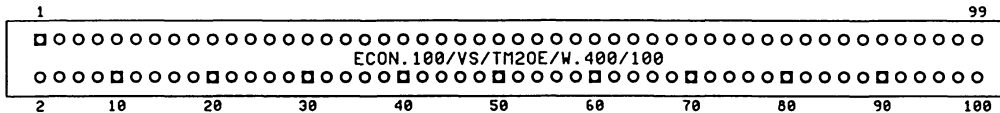
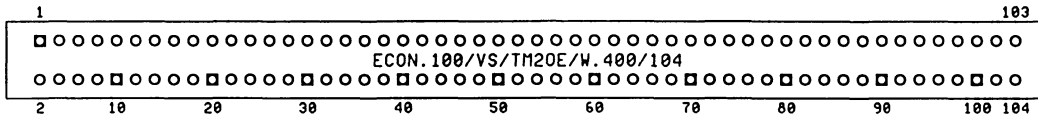
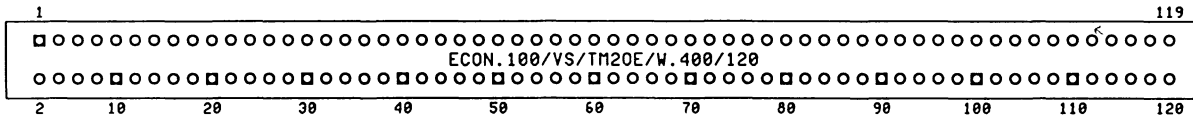
PADSTACK : .062 PAD / .040 HOLE
 STYLES : ALPHA-NUMERIC, ODD-EVEN, SEQUENTIAL



LIBRARY	TM .100 EDGE CONN SOCKET	PAGE
ECON100T	FOOTPRINT LIBRARY	ECON100T-1

. 100 EDGE CONNECTOR SOCKETS

ECON. 100 / V SKT / THRU MOUNT 2-IN-LINE ODD-EVEN PINOUT / PINS



LIBRARY

TM .100 EDGE CONN SOCKET

PAGE

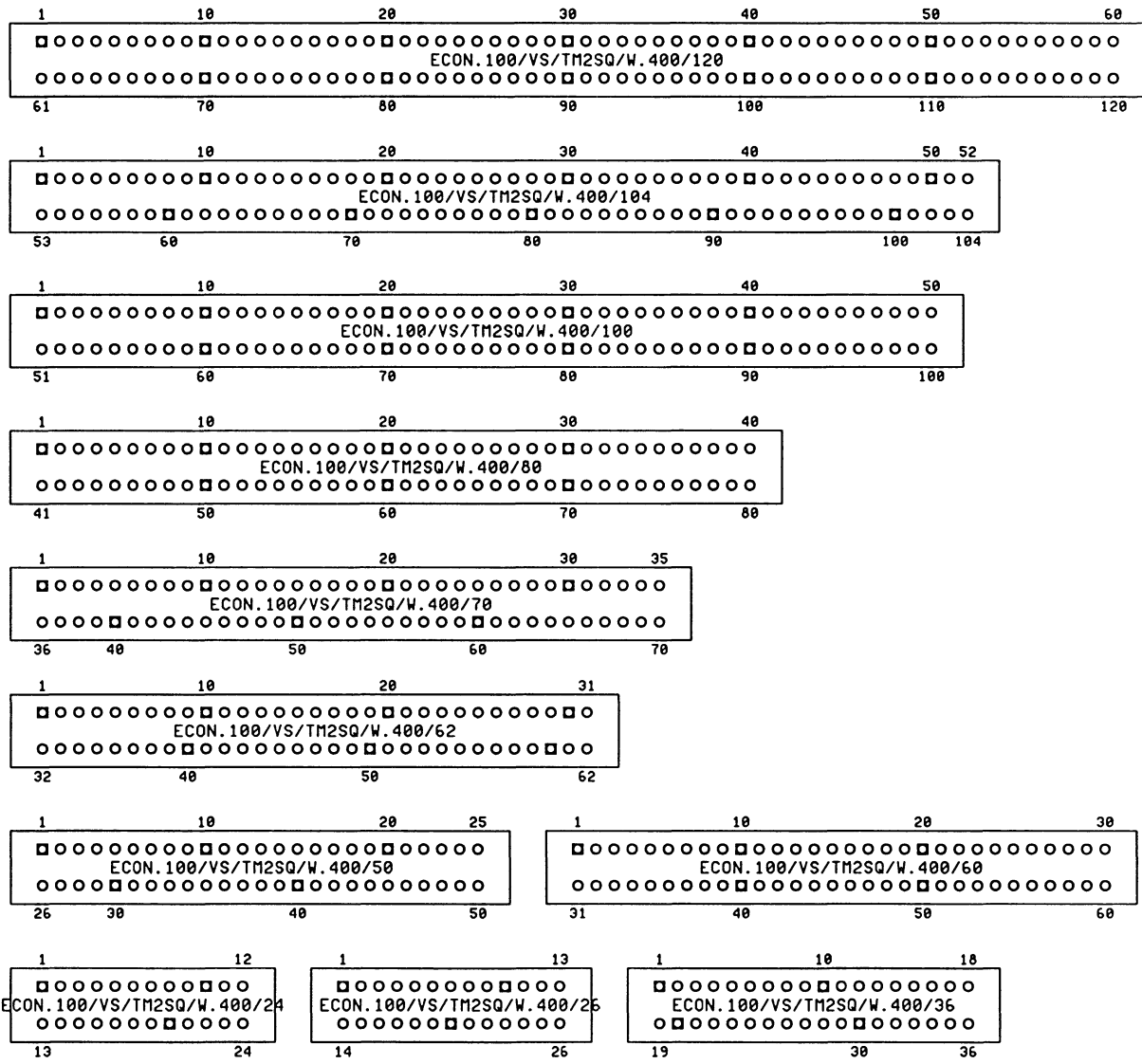
ECON100T

FOOTPRINT LIBRARY

ECON100T-2

.100 EDGE CONNECTOR SOCKETS

ECON.100 / V SKT / THRU MOUNT 2-IN-LINE SEQ. PINOUT / PINS



LIBRARY	TM .100 EDGE CONN SOCKET	PAGE
ECON100T	FOOTPRINT LIBRARY	ECON100T-3

FBUS

FBUS	=	Future Bus 2 mm Compatible Connectors
RS,VP	=	Rt. angle sockets & vertical plugs
Number	=	Pin count

Pinout Standard	-	Alpha-numeric
Help	-	Library HELP footprint available, turn on COMMENT layer

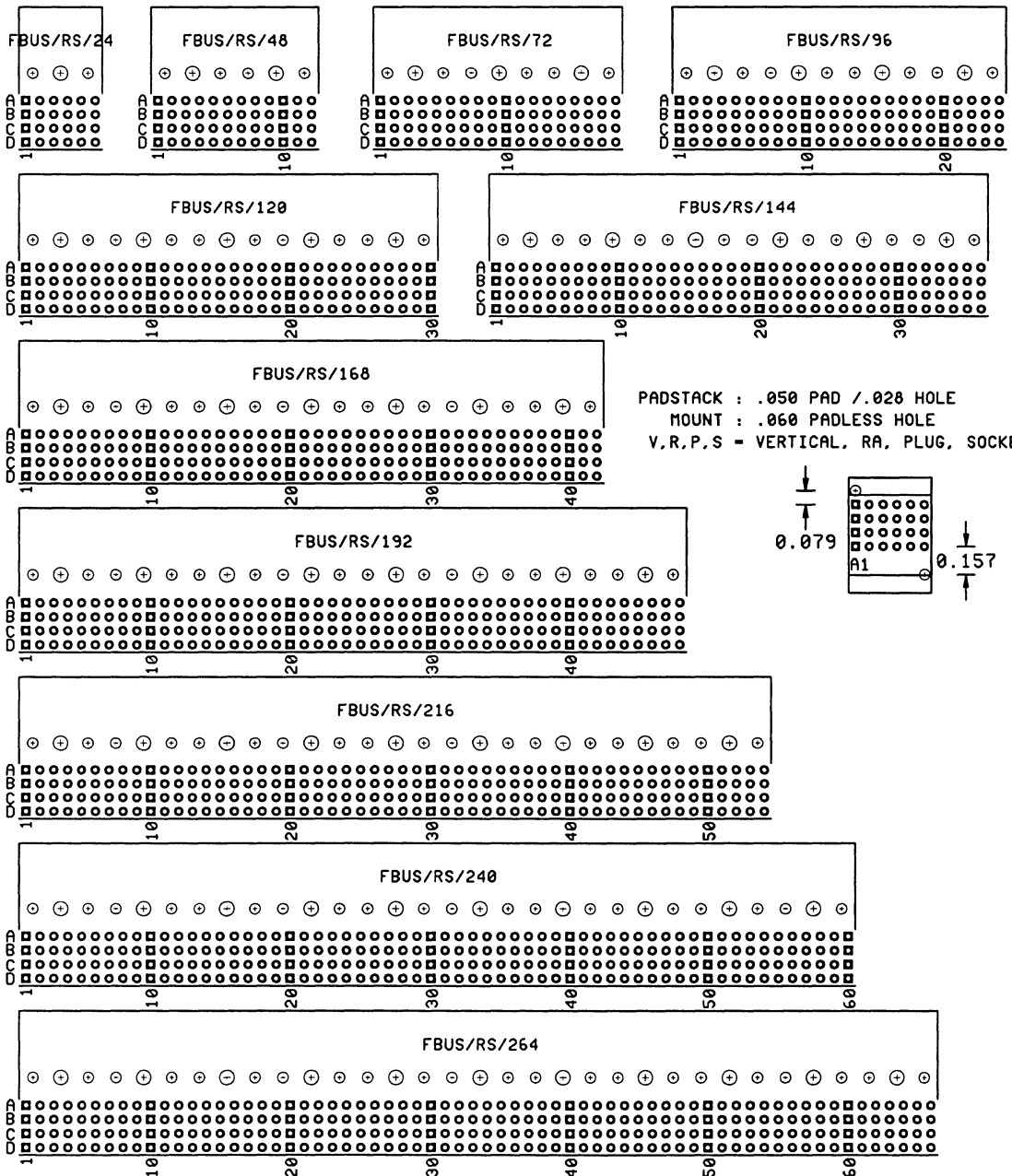
Rt. Angle Sockets

FBUS/RS/120
FBUS/RS/144
FBUS/RS/168
FBUS/RS/192
FBUS/RS/216
FBUS/RS/24
FBUS/RS/240
FBUS/RS/264
FBUS/RS/48
FBUS/RS/72
FBUS/RS/96

Vertical Plugs

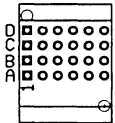
FBUS/VP/120
FBUS/VP/144
FBUS/VP/168
FBUS/VP/192
FBUS/VP/216
FBUS/VP/24
FBUS/VP/240
FBUS/VP/264
FBUS/VP/48
FBUS/VP/72
FBUS/VP/96

FUTURE BUS 2MM COMPATIBLE CONNECTORS

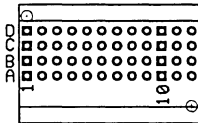


LIBRARY	FUTURE BUS 2MM CONNECTOR	PAGE
FBUS	FOOTPRINT LIBRARY	FBUS-1

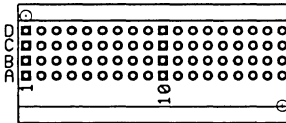
FUTURE BUS 2MM COMPATIBLE CONNECTORS



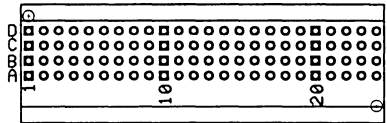
FBUS/VP/24



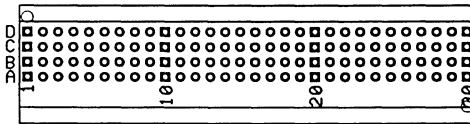
FBUS/VP/48



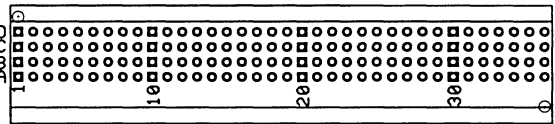
FBUS/VP/72



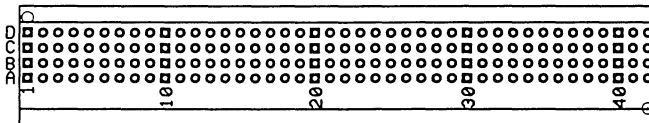
FBUS/VP/96



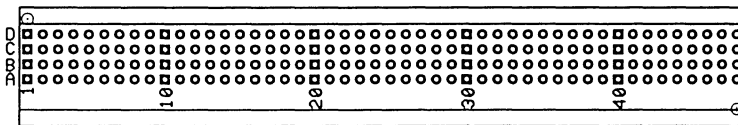
FBUS/VP/120



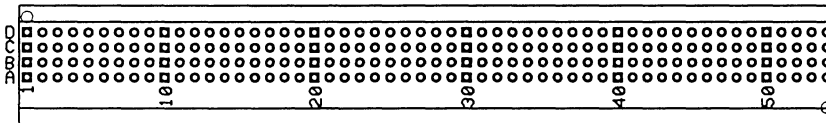
FBUS/VP/144



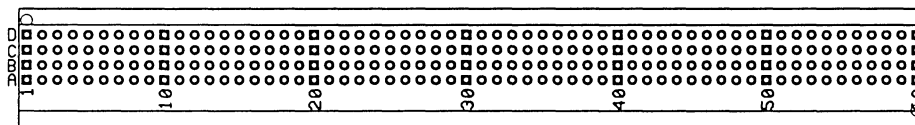
FBUS/VP/168



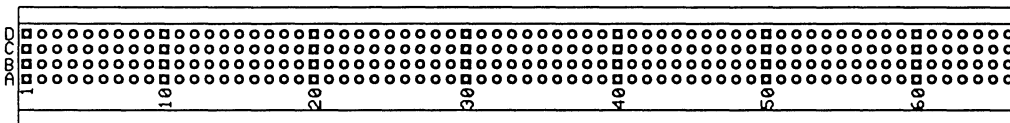
FBUS/VP/192



FBUS/VP/216



FBUS/VP/240



FBUS/VP/264

LIBRARY	FUTURE BUS 2MM CONNECTOR	PAGE
FBUS	FOOTPRINT LIBRARY	FBUS-2

ISA

ISA	=	ISA Compatible Footprints
Fingers	=	Card edge fingers
Socket	=	Card edge sockets, thru-hole mount
Technology Files	-	Available, listed in technology file section

Fingers

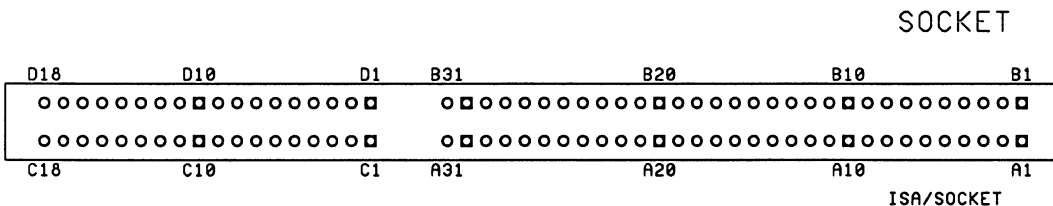
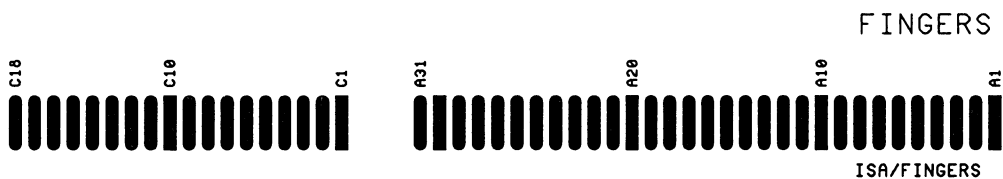
ISA/FINGERS

Edge Connector Sockets

ISA/SOCKET

ISA COMPATIBLE CONNECTORS

BOARDBLANK TECHNOLOGY FILE IS AVAILABLE



LIBRARY	ISA CONNECTOR	PAGE
ISA	FOOTPRINT LIBRARY	ISA-1

LCON.100t

LCON.100t	=	.100 Latching Thru-hole Mount Connectors
RH, VH	=	Rt. angle & vertical Headers
TM2	=	Thru-hole mount 2-in-line
OE	=	Odd-Even pinout
S	=	.025 sq. post
W	=	Width
Number	=	Pin count
Help	-	Library HELP footprint available, turn on COMMENT layer

Rt. Angle Headers

LATCON.100/RH/TM2OE/W1.100/10
LATCON.100/RH/TM2OE/W1.100/14
LATCON.100/RH/TM2OE/W1.100/16
LATCON.100/RH/TM2OE/W1.100/20
LATCON.100/RH/TM2OE/W1.100/24
LATCON.100/RH/TM2OE/W1.100/26
LATCON.100/RH/TM2OE/W1.100/30
LATCON.100/RH/TM2OE/W1.100/34
LATCON.100/RH/TM2OE/W1.100/40
LATCON.100/RH/TM2OE/W1.100/50
LATCON.100/RH/TM2OE/W1.100/60
LATCON.100/RH/TM2OE/W1.100/64

Rt. Angle Headers, .025 Sq. Post

LATCON.100/RH/TM2OES/W1.100/10
LATCON.100/RH/TM2OES/W1.100/14
LATCON.100/RH/TM2OES/W1.100/16
LATCON.100/RH/TM2OES/W1.100/20
LATCON.100/RH/TM2OES/W1.100/24
LATCON.100/RH/TM2OES/W1.100/26
LATCON.100/RH/TM2OES/W1.100/30
LATCON.100/RH/TM2OES/W1.100/34
LATCON.100/RH/TM2OES/W1.100/40
LATCON.100/RH/TM2OES/W1.100/50
LATCON.100/RH/TM2OES/W1.100/60
LATCON.100/RH/TM2OES/W1.100/64

Vertical Headers

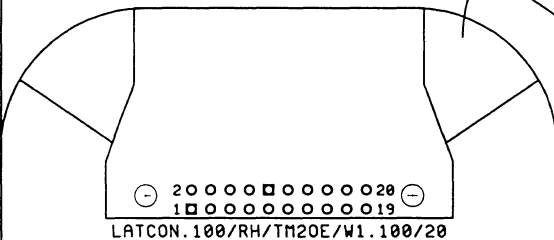
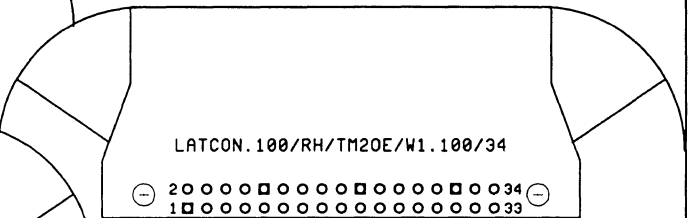
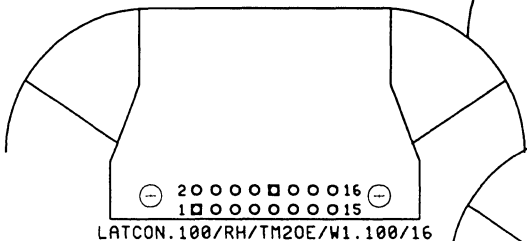
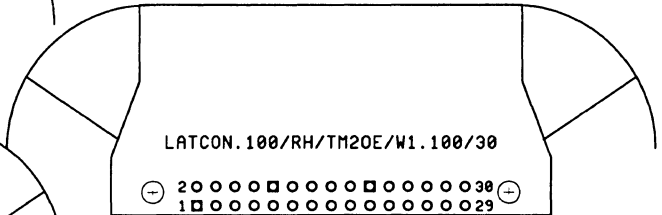
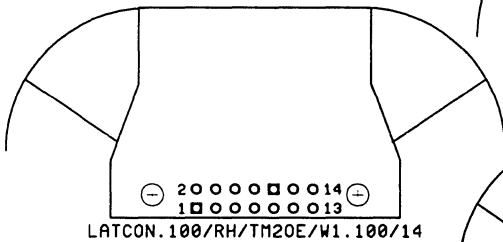
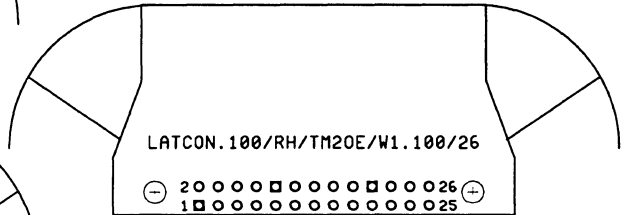
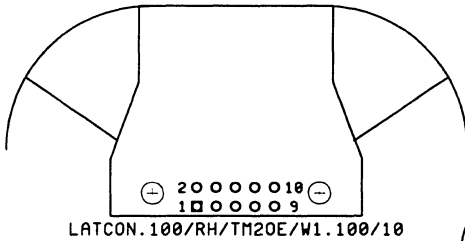
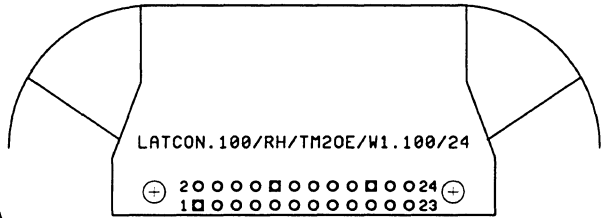
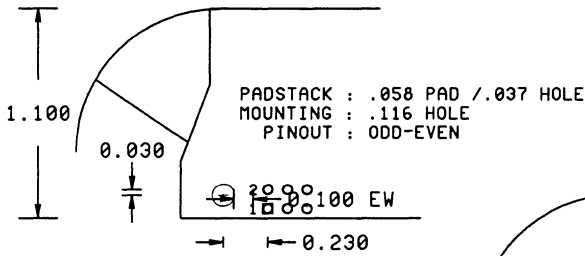
LATCON.100/VH/TM2OE/W.350/10
LATCON.100/VH/TM2OE/W.350/14
LATCON.100/VH/TM2OE/W.350/16
LATCON.100/VH/TM2OE/W.350/20
LATCON.100/VH/TM2OE/W.350/24
LATCON.100/VH/TM2OE/W.350/26
LATCON.100/VH/TM2OE/W.350/30
LATCON.100/VH/TM2OE/W.350/34
LATCON.100/VH/TM2OE/W.350/40
LATCON.100/VH/TM2OE/W.350/50
LATCON.100/VH/TM2OE/W.350/60
LATCON.100/VH/TM2OE/W.350/64

Rt. Angle Headers, .025 Sq. Post

LATCON.100/VH/TM2OES/W.350/10
LATCON.100/VH/TM2OES/W.350/14
LATCON.100/VH/TM2OES/W.350/16
LATCON.100/VH/TM2OES/W.350/20
LATCON.100/VH/TM2OES/W.350/24
LATCON.100/VH/TM2OES/W.350/26
LATCON.100/VH/TM2OES/W.350/30
LATCON.100/VH/TM2OES/W.350/34
LATCON.100/VH/TM2OES/W.350/40
LATCON.100/VH/TM2OES/W.350/50
LATCON.100/VH/TM2OES/W.350/60
LATCON.100/VH/TM2OES/W.350/64

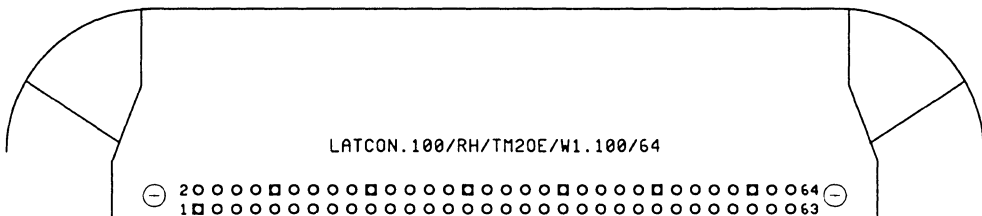
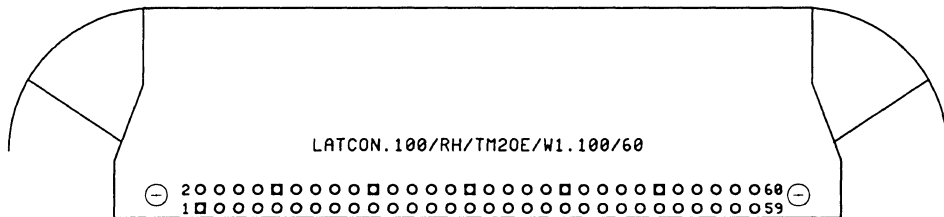
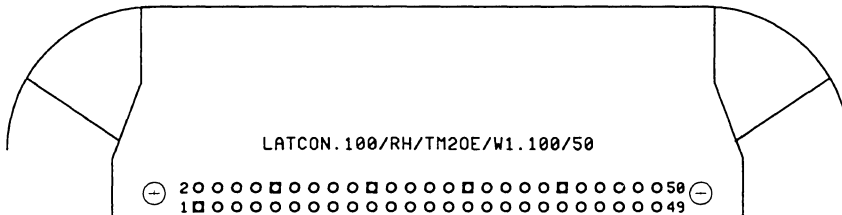
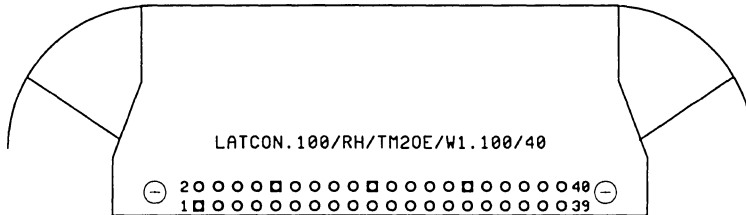
.100 LATCHING HEADERS

LATCON.100/ RT.ANGLE HDR/ THRU MOUNT 2-IN-LINE ODD-EVEN/ PINS



LIBRARY	TM .100 LATCH CONNECTOR	PAGE
LCON100T	FOOTPRINT LIBRARY	LCON100T-1

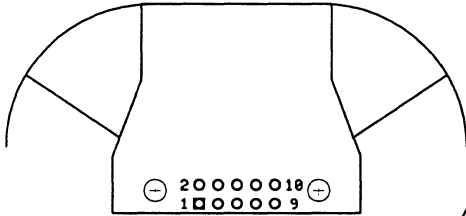
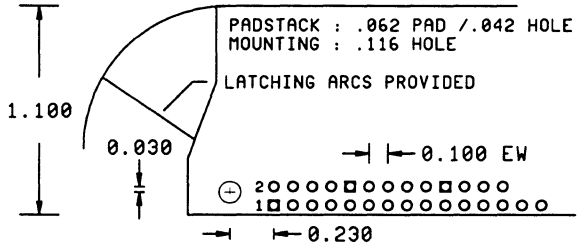
.100 LATCHING HEADERS



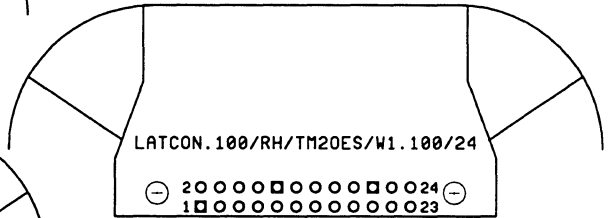
LIBRARY	TM .100 LATCH CONNECTOR	PAGE
LCON100T	FOOTPRINT LIBRARY	LCON100T-2

.100 LATCHING HEADERS

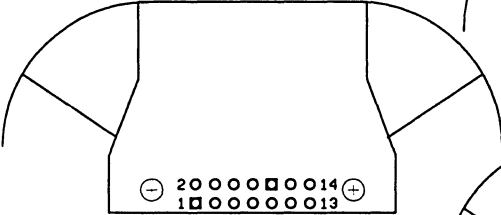
LATCON.100 / R HDR/ THRU MOUNT 2-IN-LINE ODD-EVEN SQ.POST/ PINS



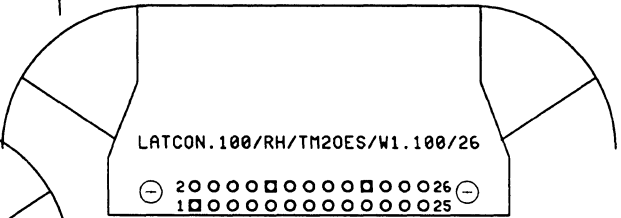
LATCON.100/RH/TM20ES/W1.100/10



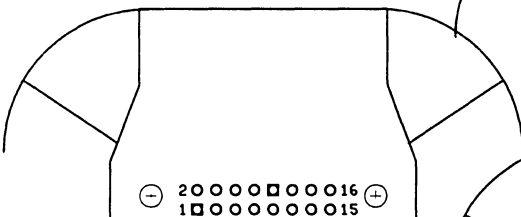
LATCON.100/RH/TM20ES/W1.100/24



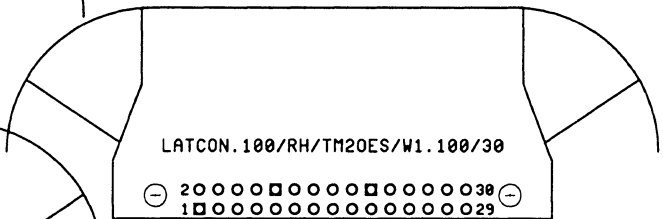
LATCON.100/RH/TM20ES/W1.100/14



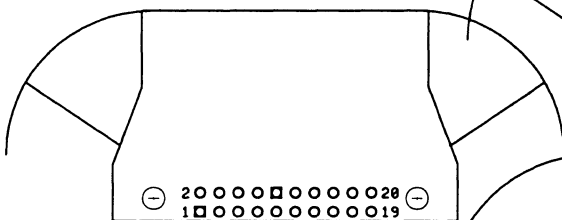
LATCON.100/RH/TM20ES/W1.100/26



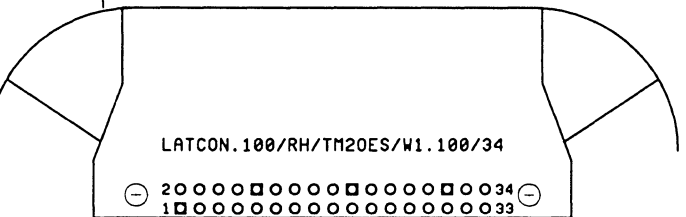
LATCON.100/RH/TM20ES/W1.100/16



LATCON.100/RH/TM20ES/W1.100/30



LATCON.100/RH/TM20ES/W1.100/20



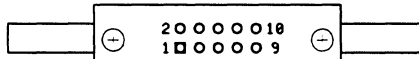
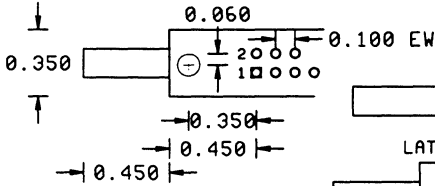
LATCON.100/RH/TM20ES/W1.100/34

LIBRARY	TM .100 LATCH CONNECTOR	PAGE
LCON100T	FOOTPRINT LIBRARY	LCON100T-3

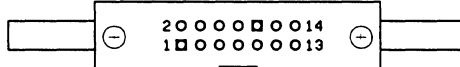
.100 LATCHING HEADERS

LATCON.100/ V HDR/ THRU MOUNT 2-IN-LINE ODD-EVEN/ PINS

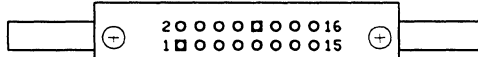
PADSTACK : .058 PAD / .035 HOLE
MOUNTING : .116 HOLE



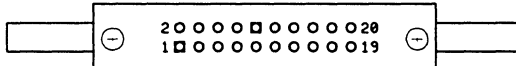
LATCON.100/VH/TM20E/W.350/10



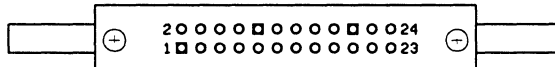
LATCON.100/VH/TM20E/W.350/14



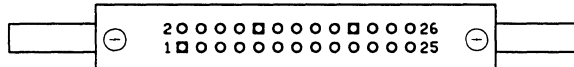
LATCON.100/VH/TM20E/W.350/16



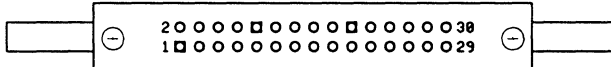
LATCON.100/VH/TM20E/W.350/20



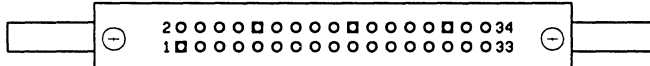
LATCON.100/VH/TM20E/W.350/24



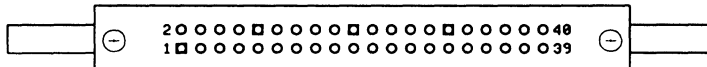
LATCON.100/VH/TM20E/W.350/26



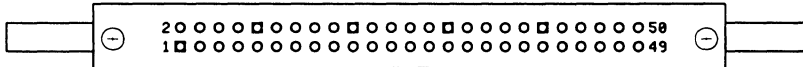
LATCON.100/VH/TM20E/W.350/30




LATCON.100/VH/TM20E/W.350/34



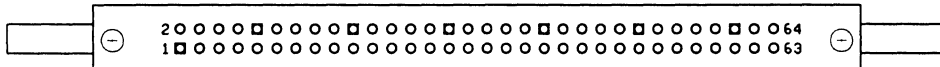
LATCON.100/VH/TM20E/W.350/40



LATCON.100/VH/TM20E/W.350/50



LATCON.100/VH/TM20E/W.350/60



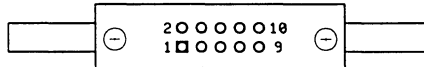
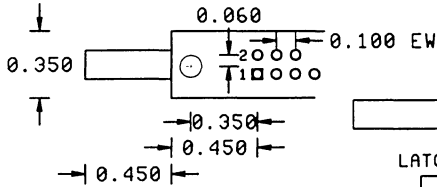
LATCON.100/VH/TM20E/W.350/64

LIBRARY	TM .100 LATCH CONNECTOR	PAGE
LCON100T	FOOTPRINT LIBRARY	LCON100T-5

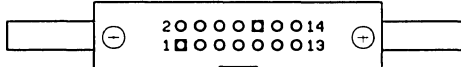
.100 LATCHING HEADERS

LATCON.100/ V HDR/ THRU MOUNT 2-IN-LINE ODD-EVEN SQ.POST/ PINS


PADSTACK : .062 PAD / .042 HOLE
 MOUNTING : .116 HOLE
 PINS : .025 SQ.POST



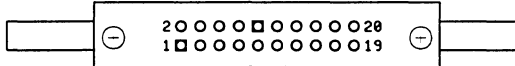
LATCON.100/VH/TM20ES/W.350/10



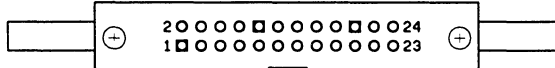
LATCON.100/VH/TM20ES/W.350/14



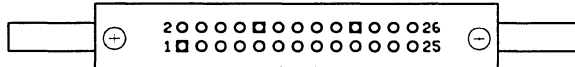
LATCON.100/VH/TM20ES/W.350/16



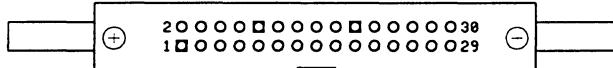
LATCON.100/VH/TM20ES/W.350/20



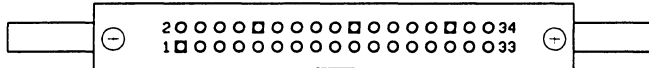
LATCON.100/VH/TM20ES/W.350/24



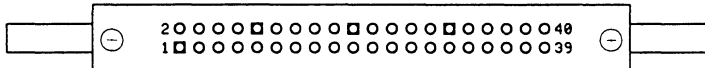
LATCON.100/VH/TM20ES/W.350/26



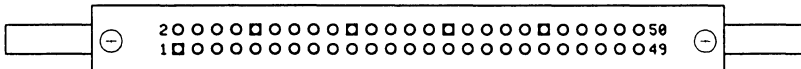
LATCON.100/VH/TM20ES/W.350/30



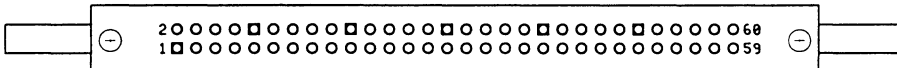
LATCON.100/VH/TM20ES/W.350/34



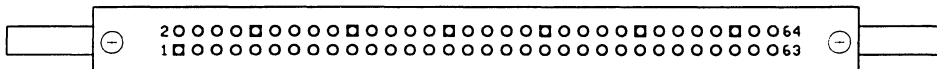
LATCON.100/VH/TM20ES/W.350/40



LATCON.100/VH/TM20ES/W.350/50



LATCON.100/VH/TM20ES/W.350/60



LATCON.100/VH/TM20ES/W.350/64

LIBRARY	TM .100 LATCH CONNECTOR	PAGE
LCON100T	FOOTPRINT LIBRARY	LCON100T-6

PC/104

PC/104	=	PC/104 Compatible Footprints
Headers	=	J1/P1 & J2/P2 thru-hole mount headers
Technology Files	-	Available, listed in technology file section

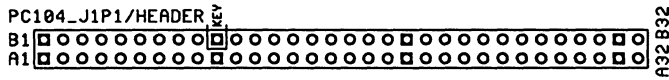
Headers

PC104_J1P1/HEADER
PC104_J2P2/HEADER

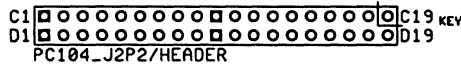
PC/104 COMPATIBLE HEADERS

BOARDBLANK TECHNOLOGY FILES ARE AVAILABLE

HEADERS



16 BIT



8 BIT

TECHNOLOGY FILE HEADER POSITIONS INDICATED ON COMMENT LAYER

LIBRARY	PC/104 CONNECTOR	PAGE
PC104	FOOTPRINT LIBRARY	PC104-1

PCI

PCI	=	PCI Compatible Footprints
Fingers	=	Card edge fingers
Socket	=	Card edge sockets, thru-hole mount
Technology Files	-	Available, listed in technology file section

Fingers

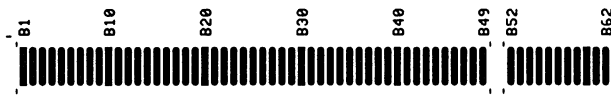
PCI_32BIT_5V/FINGERS

Edge Connector Sockets

PCI_32BIT_5V/SOCKET


PCI 32 BIT 5V COMPATIBLE CONNECTORS

BOARDBLANK TECHNOLOGY FILE IS AVAILABLE



5V FINGERS

PCI_32BIT_5V/FINGERS



SOCKET

PCI_32BIT_5V/SOCKET

LIBRARY	PCI CONNECTOR	PAGE
PCI	FOOTPRINT LIBRARY	PCI-1

PCON.100t

PCON.100t	=	.100 Polarized / Friction Lock Thru-hole Mount Connectors
RH, VH	=	Rt. angle & vertical headers
TM1	=	Thru-hole mount 1-in-line
SQ	=	Sequential pinout
S	=	.025 sq. post
W	=	Width
Number	=	Pin count
Help	-	Library HELP footprint available, turn on COMMENT layer

Rt. Angle, .025 Sq. Post

POLCON.100/RH/TM1SQS/W.440/10
POLCON.100/RH/TM1SQS/W.440/11
POLCON.100/RH/TM1SQS/W.440/12
POLCON.100/RH/TM1SQS/W.440/13
POLCON.100/RH/TM1SQS/W.440/14
POLCON.100/RH/TM1SQS/W.440/15
POLCON.100/RH/TM1SQS/W.440/16
POLCON.100/RH/TM1SQS/W.440/17
POLCON.100/RH/TM1SQS/W.440/18
POLCON.100/RH/TM1SQS/W.440/19
POLCON.100/RH/TM1SQS/W.440/2
POLCON.100/RH/TM1SQS/W.440/20
POLCON.100/RH/TM1SQS/W.440/21
POLCON.100/RH/TM1SQS/W.440/22
POLCON.100/RH/TM1SQS/W.440/23
POLCON.100/RH/TM1SQS/W.440/24
POLCON.100/RH/TM1SQS/W.440/25
POLCON.100/RH/TM1SQS/W.440/26
POLCON.100/RH/TM1SQS/W.440/27
POLCON.100/RH/TM1SQS/W.440/28
POLCON.100/RH/TM1SQS/W.440/29
POLCON.100/RH/TM1SQS/W.440/3
POLCON.100/RH/TM1SQS/W.440/30

POLCON.100/RH/TM1SQS/W.440/31
POLCON.100/RH/TM1SQS/W.440/32
POLCON.100/RH/TM1SQS/W.440/33
POLCON.100/RH/TM1SQS/W.440/34
POLCON.100/RH/TM1SQS/W.440/35
POLCON.100/RH/TM1SQS/W.440/36
POLCON.100/RH/TM1SQS/W.440/4
POLCON.100/RH/TM1SQS/W.440/5
POLCON.100/RH/TM1SQS/W.440/6
POLCON.100/RH/TM1SQS/W.440/7
POLCON.100/RH/TM1SQS/W.440/8
POLCON.100/RH/TM1SQS/W.440/9

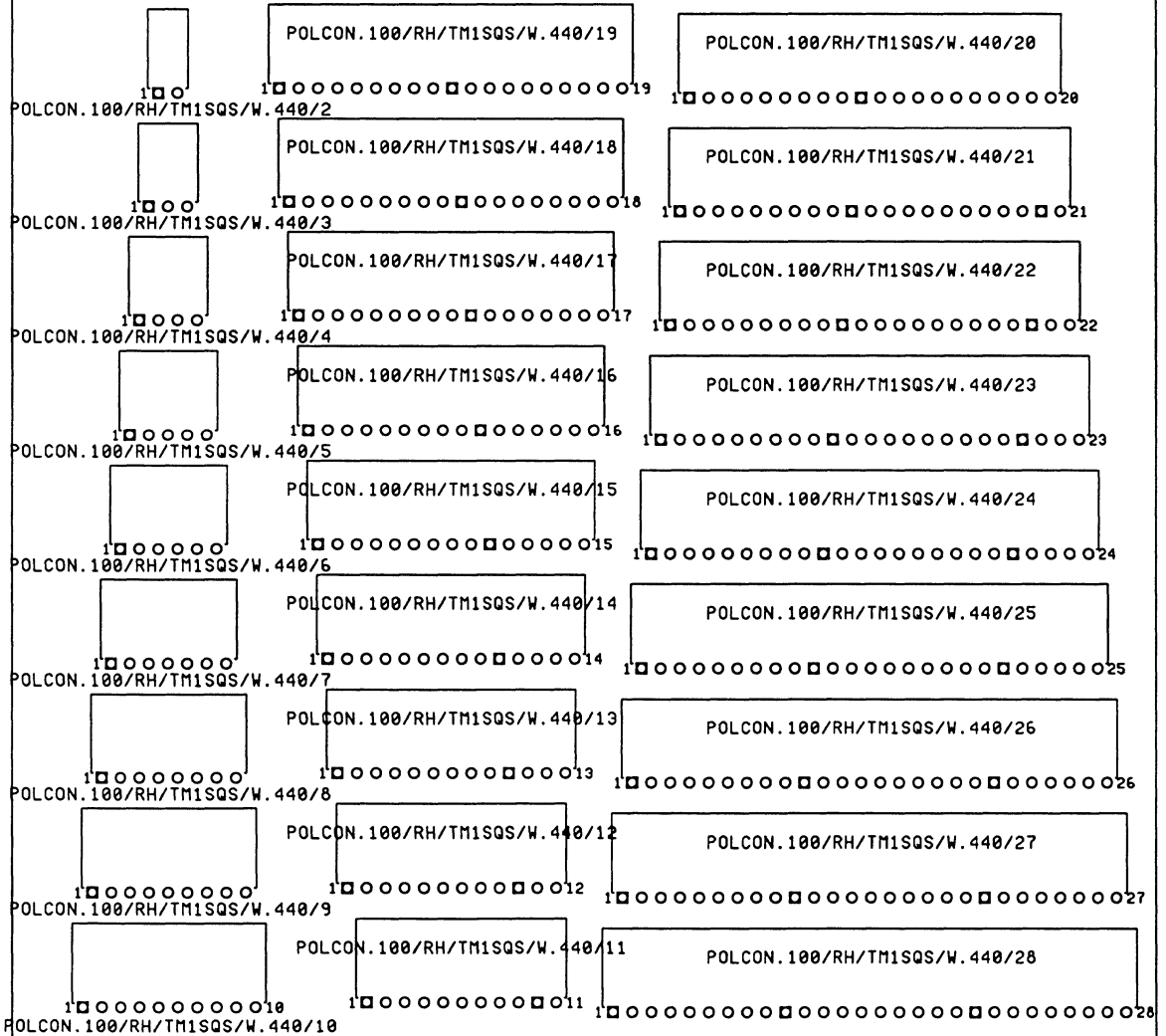
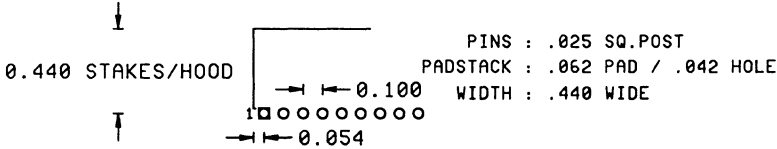
Vertical, .025 Sq. Post

POLCON.100/VH/TM1SQS/W.300/10
POLCON.100/VH/TM1SQS/W.300/11
POLCON.100/VH/TM1SQS/W.300/12
POLCON.100/VH/TM1SQS/W.300/13
POLCON.100/VH/TM1SQS/W.300/14
POLCON.100/VH/TM1SQS/W.300/15
POLCON.100/VH/TM1SQS/W.300/16
POLCON.100/VH/TM1SQS/W.300/17
POLCON.100/VH/TM1SQS/W.300/18
POLCON.100/VH/TM1SQS/W.300/19

POLCON.100/VH/TM1SQS/W.300/2
POLCON.100/VH/TM1SQS/W.300/20
POLCON.100/VH/TM1SQS/W.300/21
POLCON.100/VH/TM1SQS/W.300/22
POLCON.100/VH/TM1SQS/W.300/23
POLCON.100/VH/TM1SQS/W.300/24
POLCON.100/VH/TM1SQS/W.300/25
POLCON.100/VH/TM1SQS/W.300/26
POLCON.100/VH/TM1SQS/W.300/27
POLCON.100/VH/TM1SQS/W.300/28
POLCON.100/VH/TM1SQS/W.300/29
POLCON.100/VH/TM1SQS/W.300/3
POLCON.100/VH/TM1SQS/W.300/30
POLCON.100/VH/TM1SQS/W.300/31
POLCON.100/VH/TM1SQS/W.300/32
POLCON.100/VH/TM1SQS/W.300/33
POLCON.100/VH/TM1SQS/W.300/34
POLCON.100/VH/TM1SQS/W.300/35
POLCON.100/VH/TM1SQS/W.300/36
POLCON.100/VH/TM1SQS/W.300/4
POLCON.100/VH/TM1SQS/W.300/5
POLCON.100/VH/TM1SQS/W.300/6
POLCON.100/VH/TM1SQS/W.300/7
POLCON.100/VH/TM1SQS/W.300/8
POLCON.100/VH/TM1SQS/W.300/9


.100 POLARIZED/FRICTION LOCK HEADERS

POLCON.100/ RT HDR/ THRU MOUNT 1-IN-LINE SEQ. SQ.POST/ WIDTH/PINS



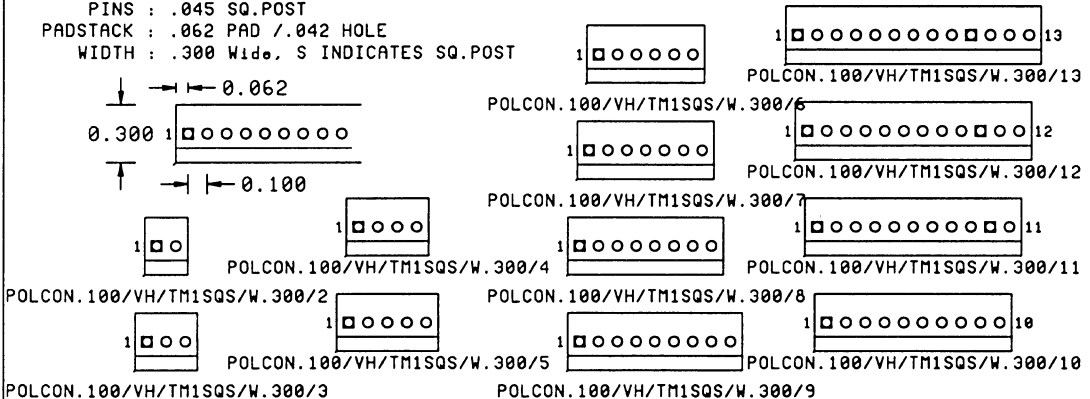
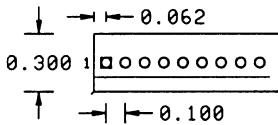
LIBRARY	TM .100 POLAR/FRICT CONN.	PAGE
PCON100T	FOOTPRINT LIBRARY	PCON100T-1

.100 POLARIZED/FRICTION LOCK HEADERS



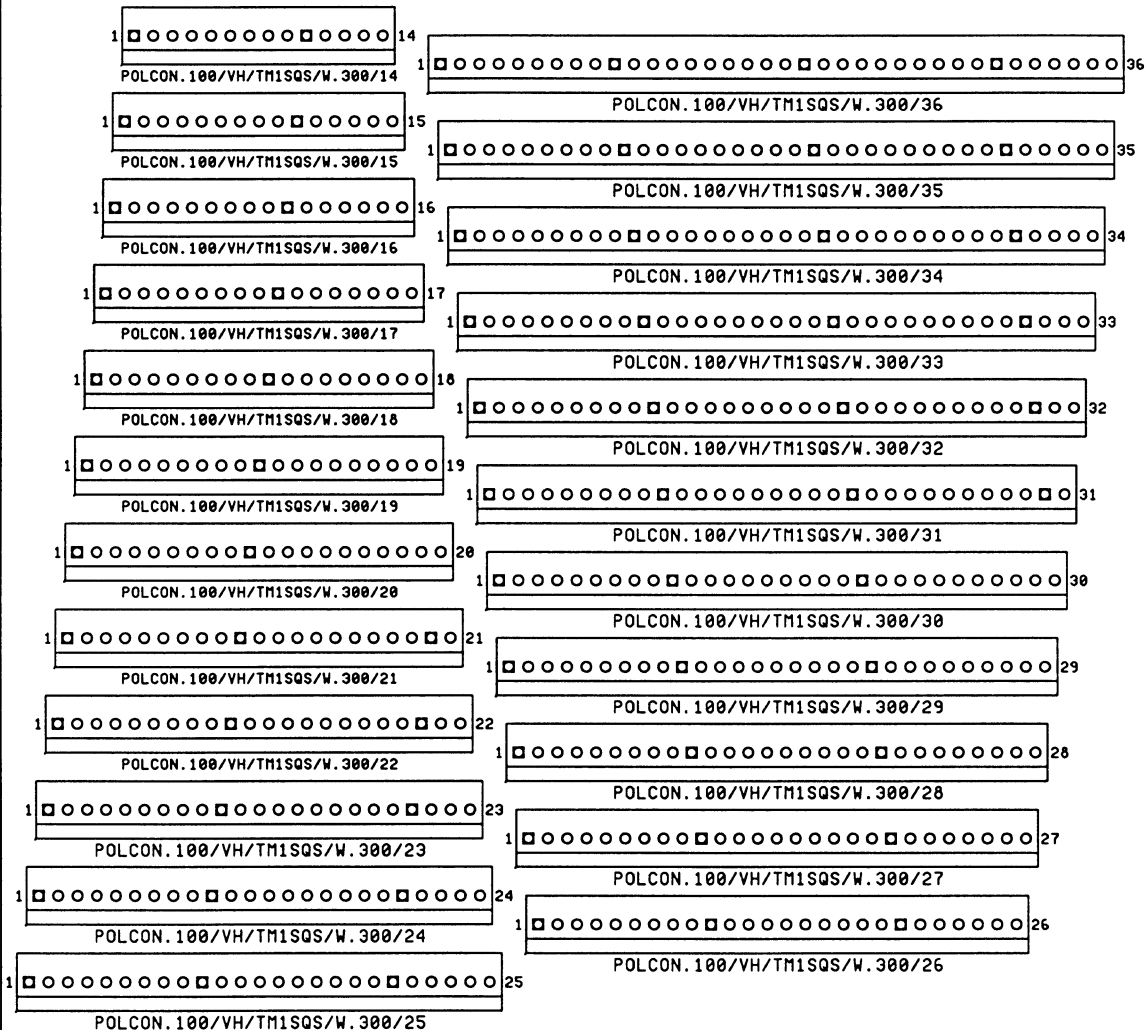
POLCON.100/ V HDR/ THRU MOUNT 1-IN-LINE SEQ SQ.POST/ WIDTH/ PINS

PINS : .045 SQ.POST
 PADSTACK : .062 PAD / .042 HOLE
 WIDTH : .300 Wide, S INDICATES SQ.POST



LIBRARY	TM .100 POLAR/FRICT CONN.	PAGE
PCON100T	FOOTPRINT LIBRARY	PCON100T-2

.100 POLARIZED/FRICTION LOCK HEADERS



LIBRARY	TM .100 POLAR/FRICT CONN.	PAGE
PCON100T	FOOTPRINT LIBRARY	PCON100T-3

PCON.156t

PCON.156t	=	.156 Polarized / Friction Lock Thru-hole Mount Connectors
RH, VH	=	Rt. angle & vertical headers
TM1	=	Thru-hole mount 1-in-line
SQ	=	Sequential pinout
S	=	.045 sq. post
W	=	Width
Number	=	Pin count
Help	-	Library HELP footprint available, turn on COMMENT layer

Rt. Angle, .045 Sq. Post

POLCON.156/RH/TM1SQS/W.800/10
POLCON.156/RH/TM1SQS/W.800/11
POLCON.156/RH/TM1SQS/W.800/12
POLCON.156/RH/TM1SQS/W.800/13
POLCON.156/RH/TM1SQS/W.800/14
POLCON.156/RH/TM1SQS/W.800/15
POLCON.156/RH/TM1SQS/W.800/16
POLCON.156/RH/TM1SQS/W.800/17
POLCON.156/RH/TM1SQS/W.800/18
POLCON.156/RH/TM1SQS/W.800/19
POLCON.156/RH/TM1SQS/W.800/2
POLCON.156/RH/TM1SQS/W.800/20
POLCON.156/RH/TM1SQS/W.800/21
POLCON.156/RH/TM1SQS/W.800/22
POLCON.156/RH/TM1SQS/W.800/23
POLCON.156/RH/TM1SQS/W.800/24
POLCON.156/RH/TM1SQS/W.800/3
POLCON.156/RH/TM1SQS/W.800/4
POLCON.156/RH/TM1SQS/W.800/5
POLCON.156/RH/TM1SQS/W.800/6
POLCON.156/RH/TM1SQS/W.800/7
POLCON.156/RH/TM1SQS/W.800/8
POLCON.156/RH/TM1SQS/W.800/9

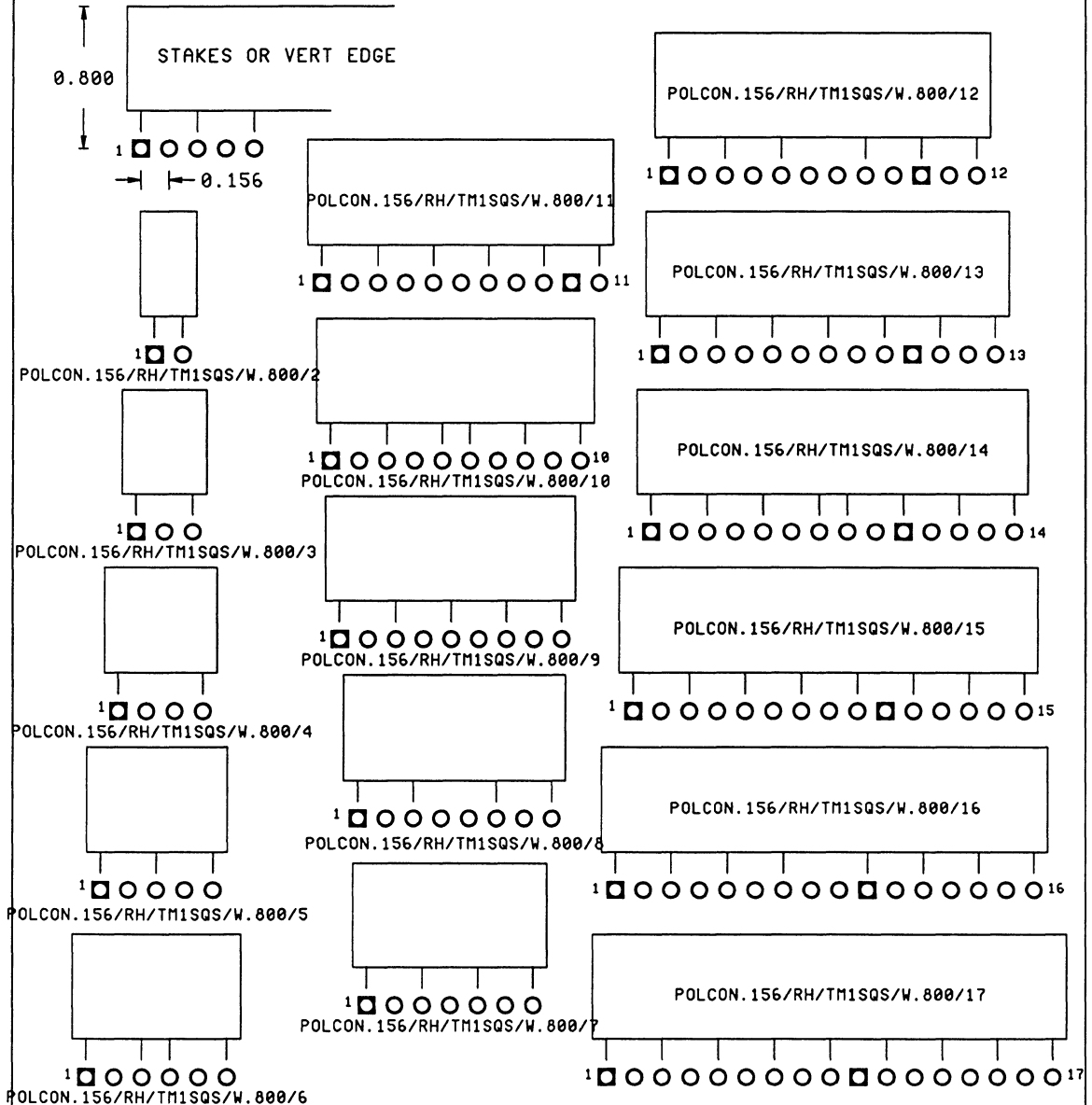
Vertical, .045 Sq. Post

POLCON.156/VH/TM1SQS/W.425/10
POLCON.156/VH/TM1SQS/W.425/11
POLCON.156/VH/TM1SQS/W.425/12
POLCON.156/VH/TM1SQS/W.425/13
POLCON.156/VH/TM1SQS/W.425/14
POLCON.156/VH/TM1SQS/W.425/15
POLCON.156/VH/TM1SQS/W.425/16
POLCON.156/VH/TM1SQS/W.425/17
POLCON.156/VH/TM1SQS/W.425/18
POLCON.156/VH/TM1SQS/W.425/19
POLCON.156/VH/TM1SQS/W.425/2
POLCON.156/VH/TM1SQS/W.425/20
POLCON.156/VH/TM1SQS/W.425/21
POLCON.156/VH/TM1SQS/W.425/22
POLCON.156/VH/TM1SQS/W.425/23
POLCON.156/VH/TM1SQS/W.425/24
POLCON.156/VH/TM1SQS/W.425/3
POLCON.156/VH/TM1SQS/W.425/4
POLCON.156/VH/TM1SQS/W.425/5
POLCON.156/VH/TM1SQS/W.425/6
POLCON.156/VH/TM1SQS/W.425/7
POLCON.156/VH/TM1SQS/W.425/8
POLCON.156/VH/TM1SQS/W.425/9

.156 POLARIZED/FRICTION LOCK HEADERS

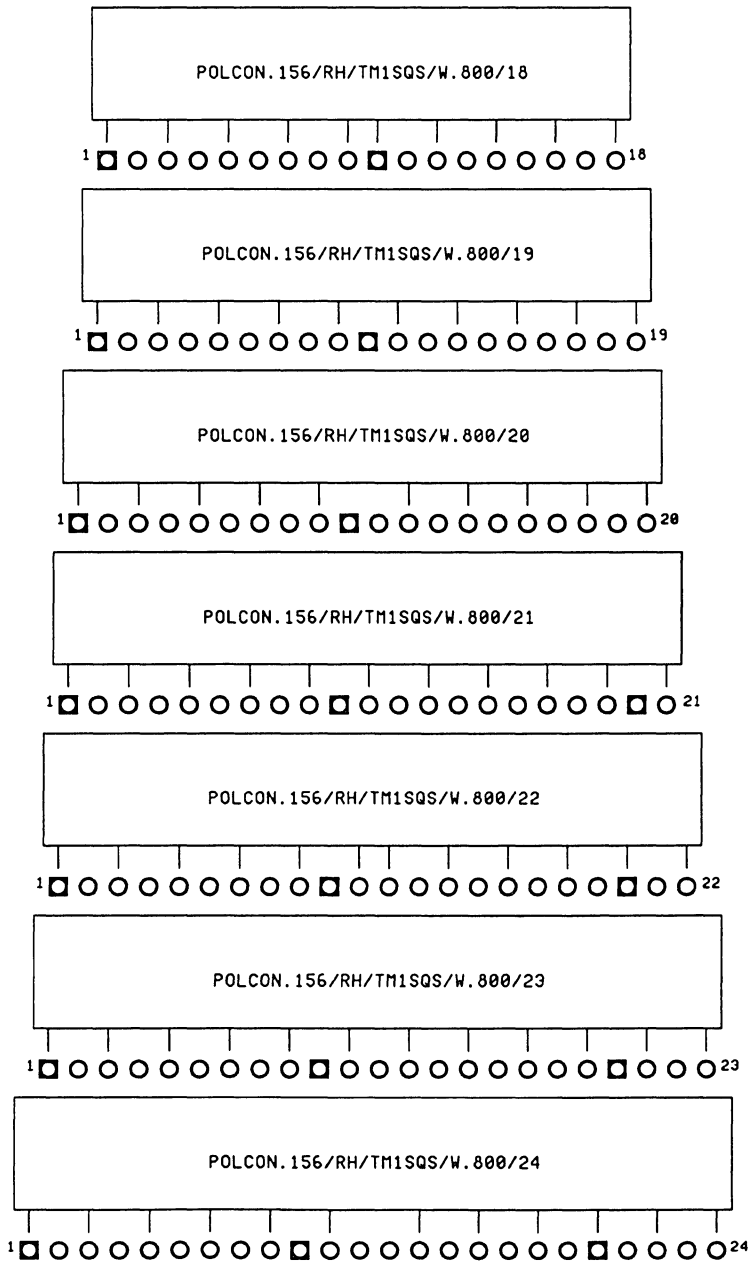
PCON.156/ R HDR / THRU MOUNT 1-IN-LINE SEQ SQ.POST/ WIDTH/ PINS

PINS : .045 SQ.POST
 PADSTACK : .100 PAD / .070 HOLE



LIBRARY	TM .156 POLAR/FRICT CONN.	PAGE
PCON156T	FOOTPRINT LIBRARY	PCON156T-1

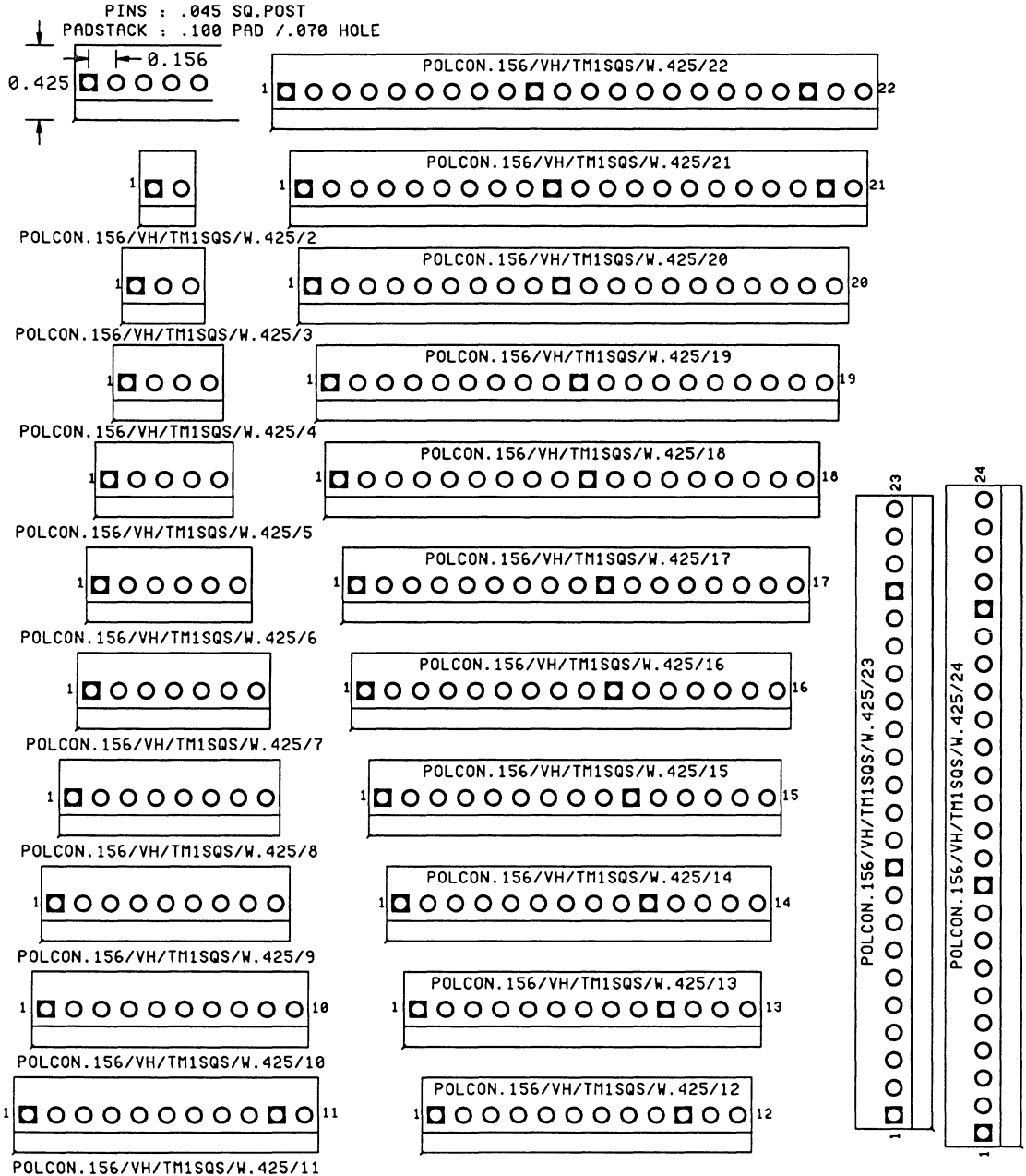
.156 POLARIZED/FRICTION LOCK HEADERS



LIBRARY	TM .156 POLAR/FRICT CONN.	PAGE
PCON156T	FOOTPRINT LIBRARY	PCON156T-2

.156 POLARIZED/FRICTION LOCK HEADERS

PCON156/ V HDR/ THRU MOUNT 1-IN-LINE SEQ SQ.POST /WIDTH /PINS



LIBRARY	TM .156 POLAR/FRICT CONN.	PAGE
PCON156T	FOOTPRINT LIBRARY	PCON156T-3

PGA

PGA_x = PGA Array Size _ Pitch
Number = Pin count
D = Hole size
W = Width

Pinout Standard - Alpha-Numeric
Help - Library HELP footprint available, turn on COMMENT layer

8 x 8

PGA8_.050/44/D.034/W.900
PGA8_.050/64/D.034/W.900
PGA9_.050/52/D.034/W1.000

9 x 9

PGA9_.050/56/D.034/W1.000
PGA9_.050/72/D.034/W1.000
PGA9_.050/76/D.034/W1.000
PGA9_.050/81/D.034/W1.000

10 x 10

PGA10_.050/100/D.034/W1.100
PGA10_.050/64/D.034/W1.100
PGA10_.050/68/D.034/W1.100
PGA10_.050/84/D.034/W1.100

11 x 11

PGA11_.050/108/D.034/W1.200
PGA11_.050/112/D.034/W1.200
PGA11_.050/116/D.034/W1.200
PGA11_.050/121/D.034/W1.200
PGA11_.050/68/D.034/W1.200
PGA11_.050/69/D.034/W1.200
PGA11_.050/70/D.034/W1.200
PGA11_.050/72A/D.034/W1.200

PGA11_.050/72B/D.034/W1.200
PGA11_.050/73/D.034/W1.200
PGA11_.050/76/D.034/W1.200
PGA11_.050/84A/D.034/W1.200
PGA11_.050/84B/D.034/W1.200
PGA11_.050/85/D.034/W1.200
PGA11_.050/88/D.034/W1.200
PGA11_.050/96/D.034/W1.200

12 x 12

PGA12_.050/108/D.034/W1.300
PGA12_.050/109/D.034/W1.300
PGA12_.050/144/D.034/W1.300
PGA12_.050/44/D.034/W1.300
PGA12_.050/84/D.034/W1.300
PGA12_.050/89/D.034/W1.300

13 x 13

PGA13_.050/100/D.034/W1.400
PGA13_.050/101/D.034/W1.400
PGA13_.050/114/D.034/W1.400
PGA13_.050/120A/D.034/W1.400
PGA13_.050/120B/D.034/W1.400
PGA13_.050/121/D.034/W1.400
PGA13_.050/124A/D.034/W1.400
PGA13_.050/124B/D.034/W1.400
PGA13_.050/128A/D.034/W1.400
PGA13_.050/128B/D.034/W1.400

PGA13_.050/132/D.034/W1.400
PGA13_.050/133A/D.034/W1.400
PGA13_.050/133B/D.034/W1.400
PGA13_.050/144/D.034/W1.400
PGA13_.050/169/D.034/W1.400
PGA13_.050/84/D.034/W1.400
PGA13_.050/85/D.034/W1.400
PGA13_.050/88A/D.034/W1.400
PGA13_.050/88B/D.034/W1.400
PGA13_.050/89/D.034/W1.400

14 x 14

PGA14_.050/101/D.034/W1.500
PGA14_.050/132/D.034/W1.500
PGA14_.050/133/D.034/W1.500
PGA14_.050/160/D.034/W1.400
PGA14_.050/179/D.034/W1.500
PGA14_.050/180/D.034/W1.500
PGA14_.050/184/D.034/W1.500
PGA14_.050/196/D.034/W1.500
PGA14_.050/95/D.034/W1.500

15 x 15

PGA15_.050/100/D.034/W1.600
PGA15_.050/104/D.034/W1.600
PGA15_.050/144/D.034/W1.600
PGA15_.050/145/D.034/W1.600
PGA15_.050/149A/D.034/W1.600
PGA15_.050/149B/D.034/W1.600
PGA15_.050/156/D.034/W1.600
PGA15_.050/176/D.034/W1.600
PGA15_.050/179/D.034/W1.600
PGA15_.050/180/D.034/W1.600
PGA15_.050/181/D.034/W1.600
PGA15_.050/212/D.034/W1.600
PGA15_.050/223/D.034/W1.600
PGA15_.050/225/D.034/W1.600

16 x 16

PGA16_.050/155/D.034/W1.700

PGA16_.050/156/D.034/W1.700
PGA16_.050/160/D.034/W1.700
PGA16_.050/172/D.034/W1.700
PGA16_.050/256/D.034/W1.700

17 x 17

PGA17_.050/168/D.034/W1.800
PGA17_.050/169/D.034/W1.800
PGA17_.050/188/D.034/W1.800
PGA17_.050/208/D.034/W1.800
PGA17_.050/209/D.034/W1.800
PGA17_.050/225/D.034/W1.800
PGA17_.050/240/D.034/W1.800
PGA17_.050/289/D.034/W1.800

18 x 18

PGA18_.050/179A/D.034/W1.900
PGA18_.050/179B/D.034/W1.900
PGA18_.050/191/D.034/W1.900
PGA18_.050/324/D.034/W1.900

19 x 19

PGA19_.050/240/D.034/W2.000
PGA19_.050/280/D.034/W2.000
PGA19_.050/361/D.034/W2.000

20 x 20

PGA20_.050/400/D.034/W2.100

21 x 21

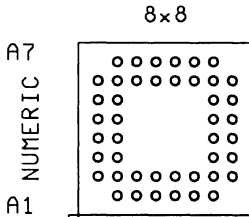
PGA21_.050/273/D.034/W2.200
PGA21_.050/441/D.034/W2.200

35 x 35


PGA35_.050/325/D.028/W1.900

PGA

PGA GRID _ PITCH / PINS / HOLE SIZE / WIDTH

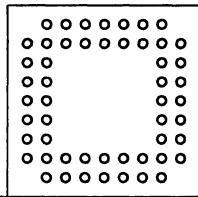


ALPHA
PGA8_.050/44/D.034/W.900

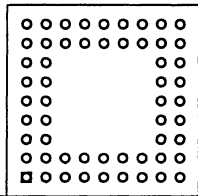


PGA8_.050/64/D.034/W.900


9x9



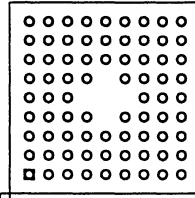
PGA9_.050/52/D.034/W1.000




PGA9_.050/56/D.034/W1.000



PGA9_.050/72/D.034/W1.000




PGA9_.050/76/D.034/W1.000

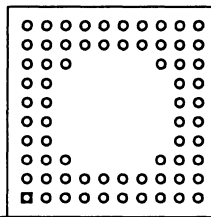


PGA9_.050/81/D.034/W1.000


10x10



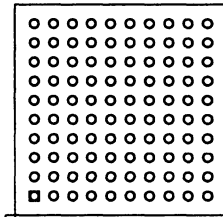
PGA10_.050/64/D.034/W1.100



PGA10_.050/68/D.034/W1.100

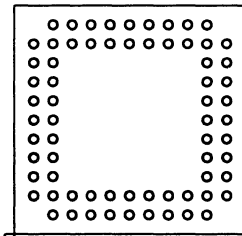


PGA10_.050/84/D.034/W1.100

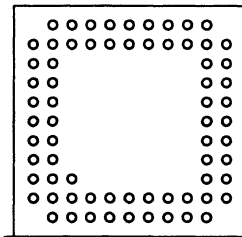


PGA10_.050/100/D.034/W1.100

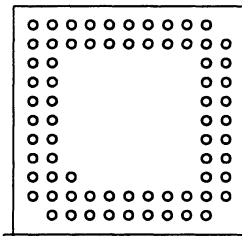
11x11



PGA11_.050/68/D.034/W1.200



PGA11_.050/69/D.034/W1.200




PGA11_.050/70/D.034/W1.200

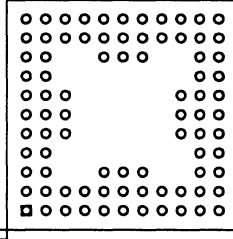
LIBRARY	PIN GRID ARRAY	PAGE
PGA	FOOTPRINT LIBRARY	PGA-1

PGA

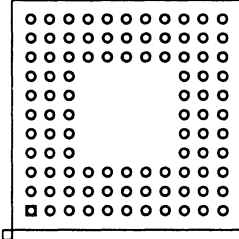
PGA GRID _ PITCH / PINS / HOLE SIZE / WIDTH




PGA11_.050/72A/D.034/W1.200




PGA11_.050/84A/D.034/W1.200



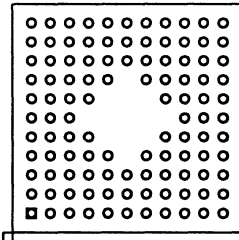
PGA11_.050/96/D.034/W1.200




PGA11_.050/72B/D.034/W1.200




PGA11_.050/84B/D.034/W1.200



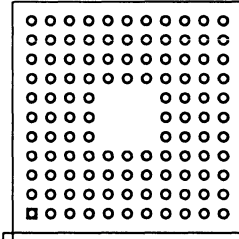
PGA11_.050/108/D.034/W1.200




PGA11_.050/73/D.034/W1.200




PGA11_.050/85/D.034/W1.200



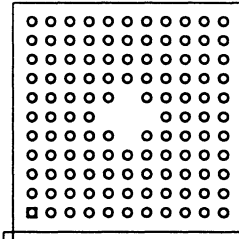
PGA11_.050/112/D.034/W1.200



PGA11_.050/76/D.034/W1.200



PGA11_.050/88/D.034/W1.200




PGA11_.050/116/D.034/W1.200


LIBRARY	PIN GRID ARRAY	PAGE
PGA	FOOTPRINT LIBRARY	PGA-2

PGA

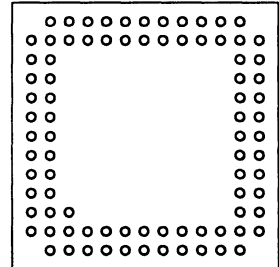
PGA ARRAY _ PITCH / PINS / HOLE SIZE / WIDTH



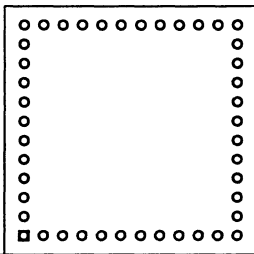
PGA11_.050/121/D.034/W1.200
12x12




PGA12_.050/108/D.034/W1.300



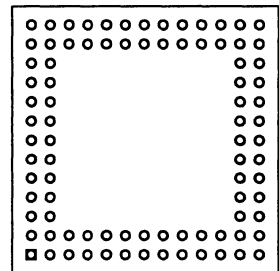
PGA13_.050/85/D.034/W1.400




PGA12_.050/44/D.034/W1.300




PGA12_.050/109/D.034/W1.300




PGA13_.050/88A/D.034/W1.400




PGA12_.050/84/D.034/W1.300



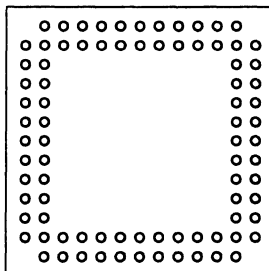
PGA12_.050/144/D.034/W1.300
13x13



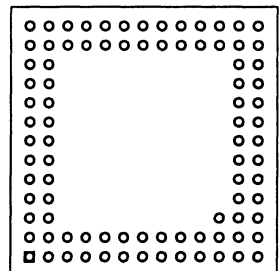
PGA13_.050/88B/D.034/W1.400



PGA12_.050/89/D.034/W1.300



PGA13_.050/84/D.034/W1.400




PGA13_.050/89/D.034/W1.400

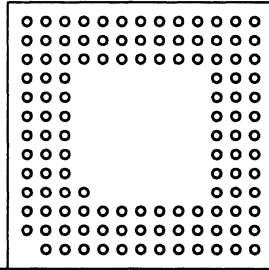
LIBRARY	PIN GRID ARRAY	PAGE
PGA	FOOTPRINT LIBRARY	PGA-3

PGA

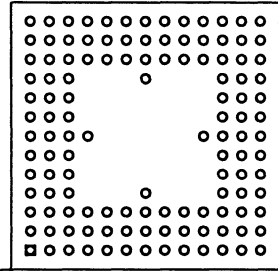
PGA ARRAY _ PITCH / PINS / HOLE SIZE / WIDTH




PGA13_.050/100/D.034/W1.400




PGA13_.050/120B/D.034/W1.400




PGA13_.050/124B/D.034/W1.400




PGA13_.050/101/D.034/W1.400




PGA13_.050/121/D.034/W1.400



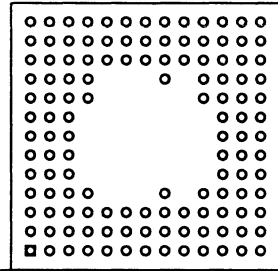
PGA13_.050/128A/D.034/W1.400




PGA13_.050/114/D.034/W1.400



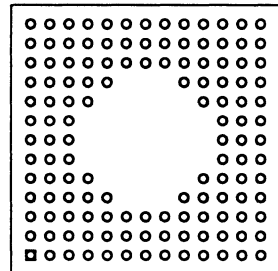
PGA13_.050/124A/D.034/W1.400



PGA13_.050/128B/D.034/W1.400



PGA13_.050/120A/D.034/W1.400




PGA13_.050/132/D.034/W1.400

LIBRARY	PIN GRID ARRAY	PAGE
PGA	FOOTPRINT LIBRARY	PGA-4


PGA

PGA ARRAY - PITCH / PINS / HOLE SIZE / WIDTH




PGA13_050/133A/D.034/W1.400


14x14



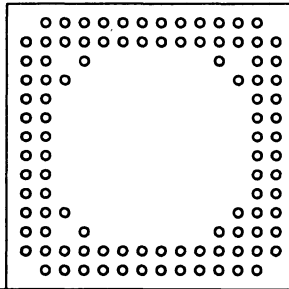
PGA14_050/95/D.034/W1.500




PGA14_050/133/D.034/W1.500




PGA13_050/133B/D.034/W1.400




PGA14_050/101/D.034/W1.500




PGA14_050/160/D.034/W1.400




PGA13_050/144/D.034/W1.400



PGA14_050/132/D.034/W1.500



PGA14_050/179/D.034/W1.500




PGA13_050/169/D.034/W1.400

LIBRARY	PIN GRID ARRAY	PAGE
PGA	FOOTPRINT LIBRARY	PGA-5

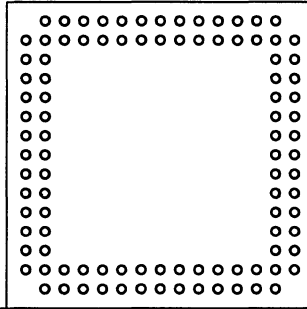
PGA

PGA ARRAY - PITCH / PINS / HOLE SIZE / WIDTH


15x15




PGA14_050/180/D.034/W1.500




PGA15_050/100/D.034/W1.600



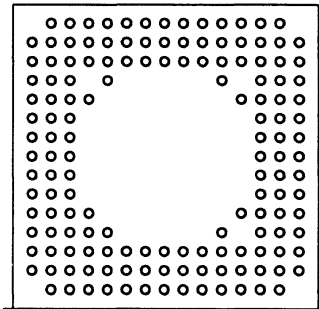
PGA15_050/145/D.034/W1.600




PGA14_050/184/D.034/W1.500




PGA15_050/104/D.034/W1.600




PGA15_050/149A/D.034/W1.600



PGA14_050/196/D.034/W1.500



PGA15_050/144/D.034/W1.600




PGA15_050/149B/D.034/W1.600


LIBRARY	PIN GRID ARRAY	PAGE
PGA	FOOTPRINT LIBRARY	PGA-6

PGA


PGA ARRAY - PITCH / PINS / HOLE SIZE / WIDTH




PGA15_.050/156/D.034/W1.600



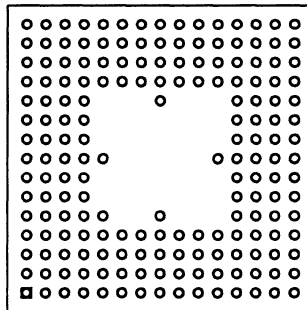
PGA15_.050/180/D.034/W1.600




PGA15_.050/223/D.034/W1.600



PGA15_.050/176/D.034/W1.600




PGA15_.050/181/D.034/W1.600




PGA15_.050/225/D.034/W1.600


16x16



PGA15_.050/179/D.034/W1.600



PGA15_.050/212/D.034/W1.600




PGA16_.050/155/D.034/W1.700


LIBRARY	PIN GRID ARRAY	PAGE
PGA	FOOTPRINT LIBRARY	PGA-7

PGA


PGA ARRAY - PITCH / PINS / HOLE SIZE / WIDTH



PGA16_.050/156/D.034/W1.700

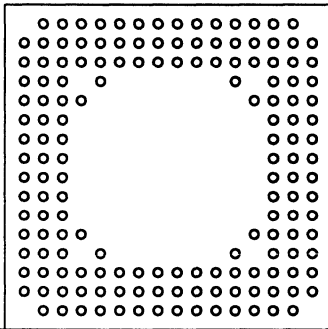


PGA16_.050/256/D.034/W1.700




PGA17_.050/188/D.034/W1.800


17x17




PGA16_.050/160/D.034/W1.700




PGA17_.050/168/D.034/W1.800




PGA17_.050/208/D.034/W1.800



PGA16_.050/172/D.034/W1.700



PGA17_.050/169/D.034/W1.800




PGA17_.050/209/D.034/W1.800

LIBRARY	PIN GRID ARRAY	PAGE
PGA	FOOTPRINT LIBRARY	PGA-8

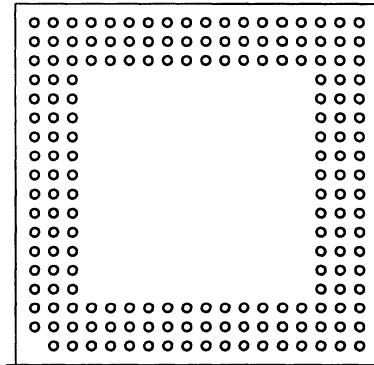
PGA

PGA ARRAY - PITCH / PINS / HOLE SIZE / WIDTH


18x18




PGA17_.050/225/D.034/W1.800




PGA18_.050/179A/D.034/W1.900



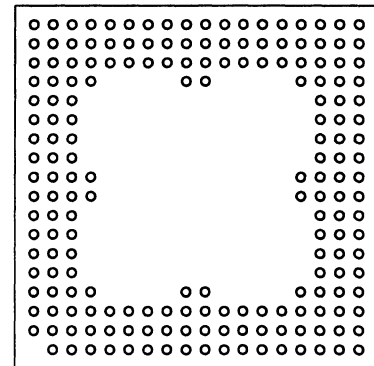
PGA17_.050/240/D.034/W1.800



PGA18_.050/179B/D.034/W1.900



PGA17_.050/289/D.034/W1.800




PGA18_.050/191/D.034/W1.900

LIBRARY	PIN GRID ARRAY	PAGE
PGA	FOOTPRINT LIBRARY	PGA-9


PGA

PGA ARRAY - PITCH / PINS / HOLE SIZE / WIDTH

19x19




PGA18_.050/324/D.034/W1.900




PGA19_.050/280/D.034/W2.000

20x20



PGA19_.050/240/D.034/W2.000




PGA19_.050/361/D.034/W2.000

LIBRARY	PIN GRID ARRAY	PAGE
PGA	FOOTPRINT LIBRARY	PGA-10


PGA

PGA ARRAY - PITCH / PINS / HOLE SIZE / WIDTH




PGA20_ .050/400/D.034/W2.100

21x21




PGA21_ .050/441/D.034/W2.200

35x35



PGA21_ .050/273/D.034/W2.200



PGA35_ .050/325/D.028/W1.900

LIBRARY	PIN GRID ARRAY	PAGE
PGA	FOOTPRINT LIBRARY	PGA-11

PLCC

PLCC + Number =	PLCC Device + Pin Count
SMS, TMS =	Surface or thru-hole mount socket
Dimension =	Body Size
Centroid -	.025 circle on COMMENT layer
Help -	Library HELP footprint available, turn on COMMENT layer

PLCC100
PLCC100/SMS/1.600
PLCC100/SMS/1.625
PLCC100/SMS/1.650
PLCC100/TMS/1.625
PLCC100/TMS/1.650
PLCC100/TMS/1.675

PLCC32
PLCC32/SMS/.650X.750
PLCC32/SMS/.675X.775
PLCC32/SMS/.700X.800
PLCC32/TMS/.700X.800
PLCC32/TMS/.725X.825
PLCC32/TMS/.750X.850

PLCC84
PLCC84/SMS/1.400
PLCC84/SMS/1.425
PLCC84/SMS/1.450
PLCC84/TMS/1.425
PLCC84/TMS/1.450
PLCC84/TMS/1.475

PLCC124

PLCC18/.244X.384
PLCC18/.244X.444

PLCC44
PLCC44/SMS/.875
PLCC44/SMS/.900
PLCC44/SMS/.925
PLCC44/TMS/.925
PLCC44/TMS/.950
PLCC44/TMS/.975

PLCC20
PLCC20/SMS/.575
PLCC20/SMS/.600
PLCC20/TMS/.625
PLCC20/TMS/.650
PLCC20/TMS/.675

PLCC52
PLCC52/SMS/1.000
PLCC52/SMS/1.025
PLCC52/SMS/1.050
PLCC52/TMS/1.025
PLCC52/TMS/1.050
PLCC52/TMS/1.075

PLCC22/.244X.444


PLCC28
PLCC28/SMS/.675
PLCC28/SMS/.700
PLCC28/TMS/.725
PLCC28/TMS/.750
PLCC28/TMS/.775
PLCC28/.310X.510

PLCC68
PLCC68/SMS/1.200
PLCC68/SMS/1.225
PLCC68/SMS/1.250
PLCC68/TMS/1.225
PLCC68/TMS/1.250
PLCC68/TMS/1.275

PLCC

PLCC + PINS / SOCKET TYPE / BODY SIZE

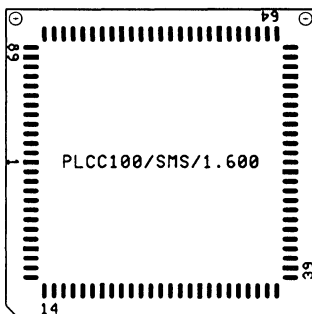
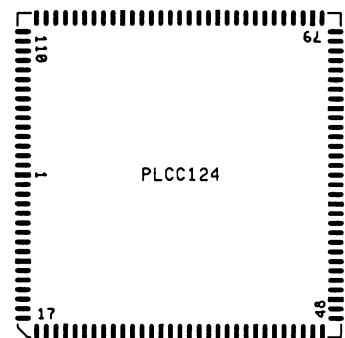
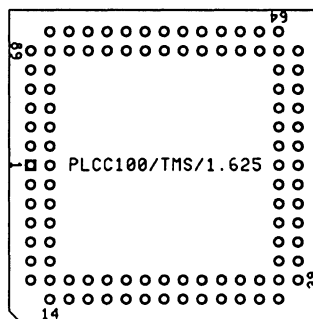
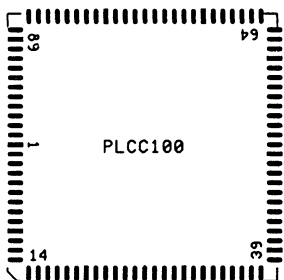
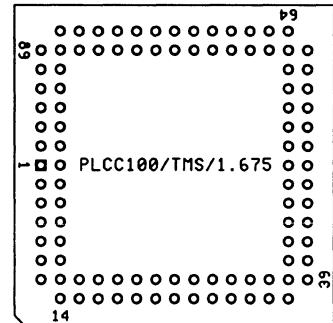
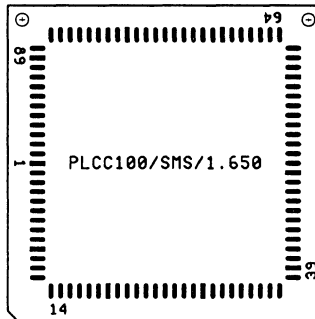
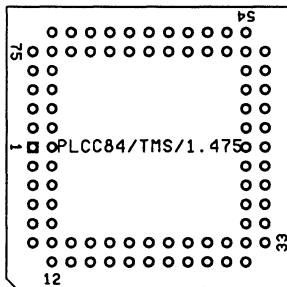
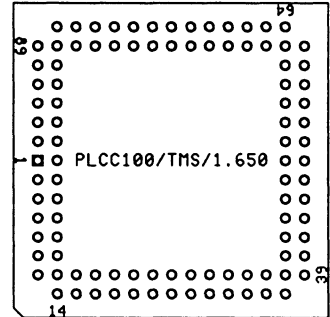
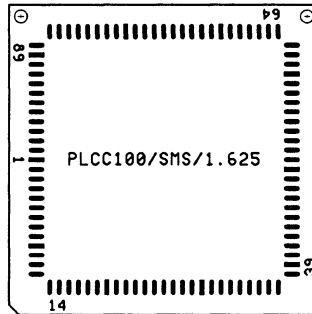
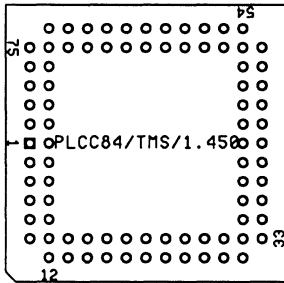
DEVICE PAD = .080 x .024
 SMS PAD = .080 x .024 & .067 NPTH ALIGNMENT
 TMS PAD = .058 DIA / .034 HOLE
 CENTROID : .025 CIRCLE ON COMMENT LAYER
 HELP : LIBRARY HELP FOOTPRINT AVAILABLE



LIBRARY	PLASTIC CHIP CARRIER	PAGE
PLCC	FOOTPRINT LIBRARY	PLCC-1

PLCC

PLCC + PINS / SOCKET TYPE / BODY SIZE



LIBRARY	PLASTIC CHIP CARRIER	PAGE
PLCC	FOOTPRINT LIBRARY	PLCC-3

QUAD

QUAD + Value	=	Quad + Pitch, M=metric
Number	=	Pin count
WG	=	Width between opposing gull lead ends
CTX	=	Center indexed
SMS, TMS	=	Surface thru-hole mount sockets
Centroid	-	.025 circle on COMMENT layer
Help	-	Library HELP footprint available, turn on COMMENT layer

.025" Pitch

QUAD.025/100/WG.885
QUAD.025/100/WG.885/CTX
QUAD.025/132/WG1.085
QUAD.025/132/WG1.085/CTX
QUAD.025/132/WG1.085/TMS1
QUAD.025/132/WG1.085/TMS2
QUAD.025/132/WG1.085/TMS3/CTX
QUAD.025/132/WG1.085/TMS4/CTX
QUAD.025/164/WG1.285
QUAD.025/164/WG1.285/CTX
QUAD.025/196/WG1.480/TMS1
QUAD.025/196/WG1.485
QUAD.025/196/WG1.485/CTX
QUAD.025/68/WG.685
QUAD.025/68/WG.685/CTX
QUAD.025/84/WG.785
QUAD.025/84/WG.785/CTX

.050" Pitch

QUAD.050/100/WG1.485
QUAD.050/100/WG1.485/CTX
QUAD.050/36/WG.685
QUAD.050/36/WG.685/CTX
QUAD.050/44/WG.785
QUAD.050/44/WG.785/CTX
QUAD.050/52/WG.885
QUAD.050/52/WG.885/CTX
QUAD.050/68/WG1.085
QUAD.050/68/WG1.085/CTX

QUAD.050/84/WG1.285
QUAD.050/84/WG1.285/CTX

.40 mm Pitch

QUAD.40M/100/WG14.00
QUAD.40M/100/WG14.60
QUAD.40M/120/WG16.00
QUAD.40M/120/WG16.60
QUAD.40M/176/WG22.00
QUAD.40M/176/WG22.60
QUAD.40M/216/WG26.00
QUAD.40M/216/WG26.60
QUAD.40M/256/WG30.00
QUAD.40M/256/WG30.60
QUAD.40M/296/WG34.60
QUAD.40M/336/WG38.60
QUAD.40M/376/WG42.60
QUAD.40M/40/WG7.00
QUAD.40M/64/WG9.00
QUAD.40M/80/WG12.00
QUAD.40M/80/WG12.60

.50 mm Pitch

QUAD.50M/100/WG16.00
QUAD.50M/100/WG16.10
QUAD.50M/100/WG16.60
QUAD.50M/128/WG16.00X22.00
QUAD.50M/128/WG22.60
QUAD.50M/144/WG22.00
QUAD.50M/144/WG22.60

QUAD.50M/176/WG26.00
QUAD.50M/176/WG26.60
QUAD.50M/208/WG30.00
QUAD.50M/208/WG30.60
QUAD.50M/208/WG30.70
QUAD.50M/208/WG30.70/SMS1
QUAD.50M/216/WG30.10
QUAD.50M/240/WG34.60
QUAD.50M/272/WG38.60
QUAD.50M/304/WG42.60
QUAD.50M/304/WG42.80
QUAD.50M/304/WG42.80/SMS1
QUAD.50M/32/WG7.00
QUAD.50M/48/WG9.00
QUAD.50M/64/WG12.00
QUAD.50M/64/WG12.60
QUAD.50M/80/WG14.00
QUAD.50M/80/WG14.60

.65 mm Pitch

QUAD.65M/100/WG16.00X22.00
QUAD.65M/100/WG17.45X23.45
QUAD.65M/100/WG18.15X24.15
QUAD.65M/112/WG22.00
QUAD.65M/112/WG23.45
QUAD.65M/136/WG27.45
QUAD.65M/144/WG31.45
QUAD.65M/144/WG31.45/TMS1
QUAD.65M/144/WG32.15
QUAD.65M/160/WG30.00
QUAD.65M/160/WG31.45
QUAD.65M/160/WG31.45/SMS1
QUAD.65M/160/WG31.45/TMS1
QUAD.65M/160/WG32.15
QUAD.65M/184/WG35.45
QUAD.65M/184/WG36.15
QUAD.65M/232/WG43.45
QUAD.65M/232/WG44.15

QUAD.65M/40/WG9.00
QUAD.65M/52/WG12.00
QUAD.65M/52/WG13.45
QUAD.65M/52/WG14.15
QUAD.65M/64/WG14.00
QUAD.65M/80/WG16.00
QUAD.65M/80/WG17.45
QUAD.65M/80/WG17.45/SMS1
QUAD.65M/80/WG18.15
QUAD.65M/88/WG19.45

.80 mm Pitch

QUAD.80M/120/WG31.45
QUAD.80M/120/WG32.15
QUAD.80M/128/WG31.45
QUAD.80M/128/WG32.15
QUAD.80M/32/WG9.00
QUAD.80M/44/WG12.00
QUAD.80M/44/WG13.45
QUAD.80M/44/WG14.15
QUAD.80M/52/WG14.00
QUAD.80M/64/WG16.00
QUAD.80M/64/WG17.45
QUAD.80M/64/WG18.15
QUAD.80M/80/WG17.45X23.45
QUAD.80M/80/WG18.15X24.15

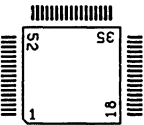
1.00 mm Pitch

QUAD1.0M/36/WG12.00
QUAD1.0M/44/WG14.00
QUAD1.0M/52/WG16.00
QUAD1.0M/52/WG17.45
QUAD1.0M/52/WG18.15
QUAD1.0M/64/WG17.45X23.45
QUAD1.0M/64/WG18.15X24.15

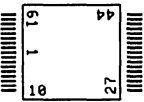
QUADS

QUAD+PITCH / PINS/ WIDTH BTW GULL ENDS/ SKT/ CTX OPTION
 DEFAULT PIN #1 IS CORNER PIN, CENTER PIN #1 DENOTED BY "CTX"

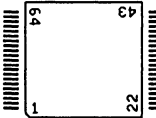
.025 PITCH



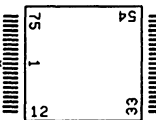
QUAD.025/68/WG.685



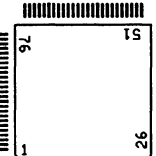
QUAD.025/68/WG.685/CTX



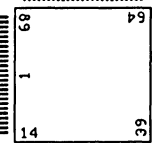
QUAD.025/84/WG.785



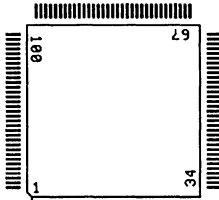
QUAD.025/84/WG.785/CTX



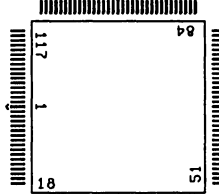
QUAD.025/100/WG.885



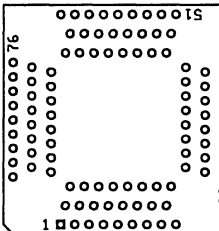
QUAD.025/100/WG.885/CTX



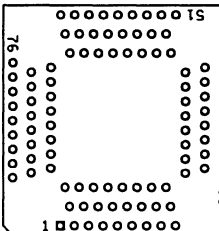
QUAD.025/132/WG1.085



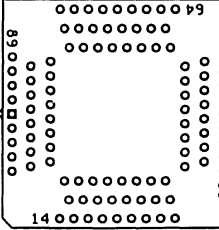
QUAD.025/132/WG1.085/CTX



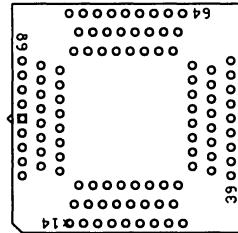
QUAD.025/132/WG1.085/TMS1



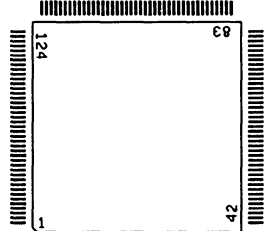
QUAD.025/132/WG1.085/TMS2



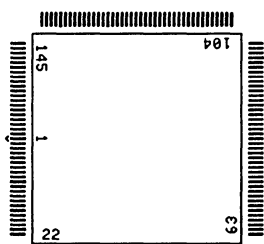
QUAD.025/132/WG1.085/TMS3/CTX



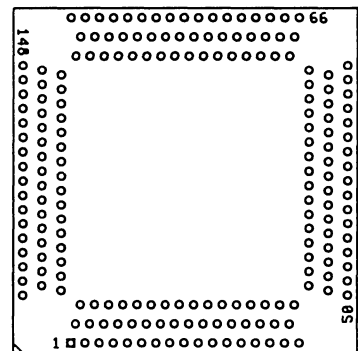
QUAD.025/132/WG1.085/TMS4/CTX



QUAD.025/164/WG1.285



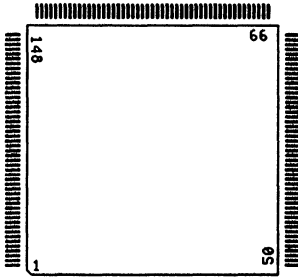
QUAD.025/164/WG1.285/CTX



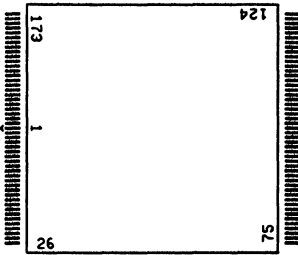
QUAD.025/196/WG1.480/TMS1

LIBRARY	QUAD	PAGE
QUAD	FOOTPRINT LIBRARY	QUAD-1

QUADS

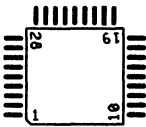


QUAD.025/196/WG1.485

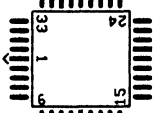


QUAD.025/196/WG1.485/CTX

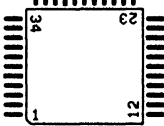
.050 PITCH



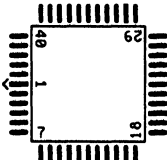
QUAD.050/36/WG.685



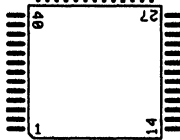
QUAD.050/36/WG.685/CTX



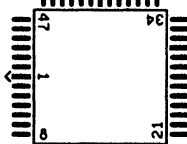
QUAD.050/44/WG.785




QUAD.050/44/WG.785/CTX



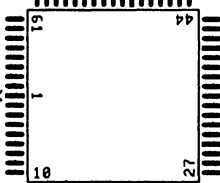
QUAD.050/52/WG.885



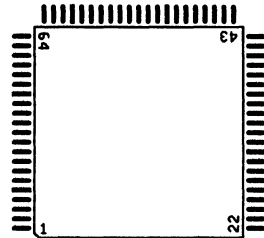
QUAD.050/52/WG.885/CTX



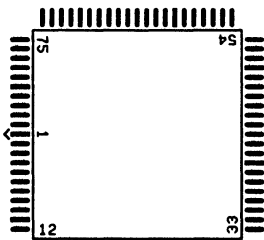
QUAD.050/68/WG1.085



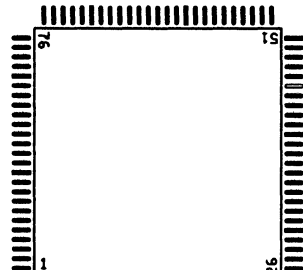
QUAD.050/68/WG1.085/CTX




QUAD.050/84/WG1.285



QUAD.050/84/WG1.285/CTX



QUAD.050/100/WG1.485

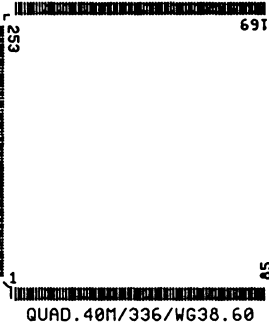
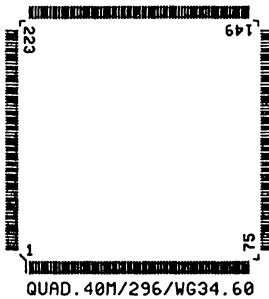
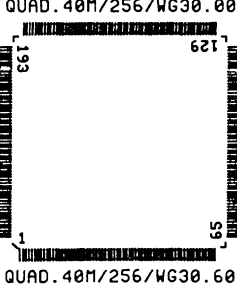

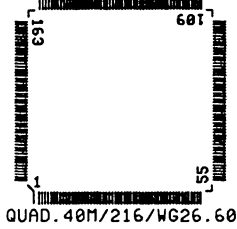
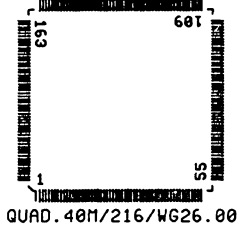
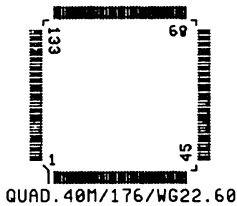
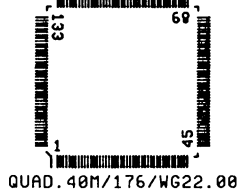



QUAD.050/100/WG1.485/CTX

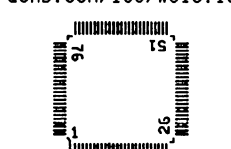

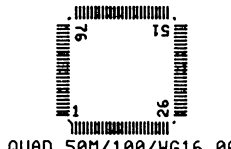
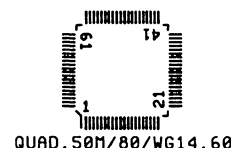

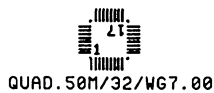
LIBRARY	QUAD	PAGE
QUAD	FOOTPRINT LIBRARY	QUAD-2

QUADS

.40 MM PITCH



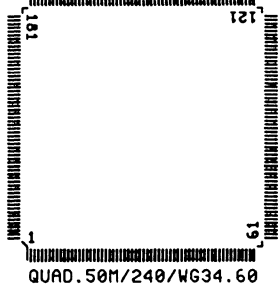


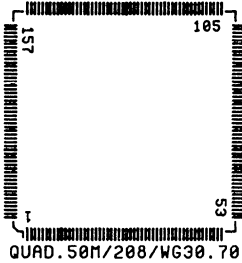
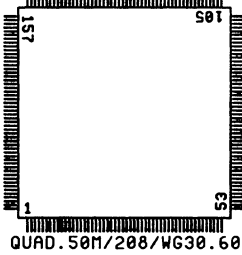

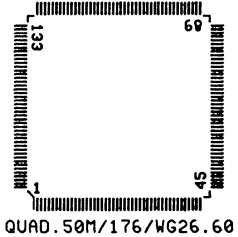
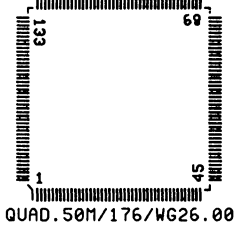
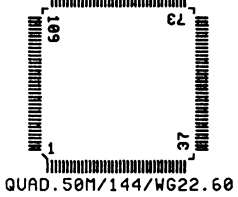
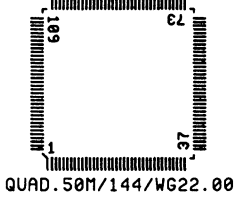
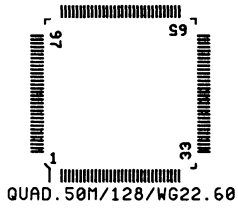


.50 MM PITCH



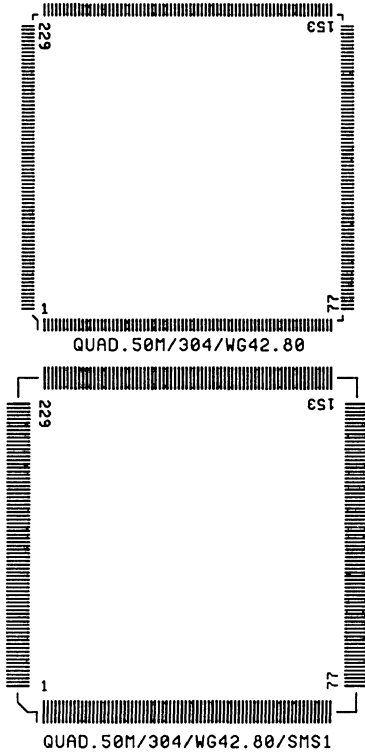
LIBRARY	QUAD	PAGE
QUAD	FOOTPRINT LIBRARY	QUAD-3

QUADS

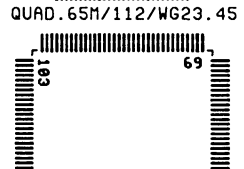
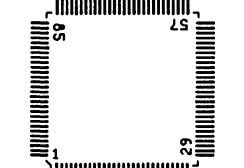
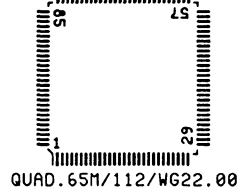
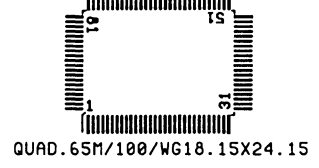
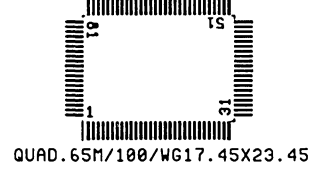
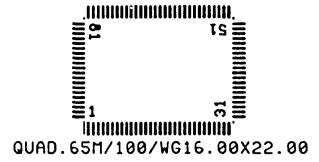
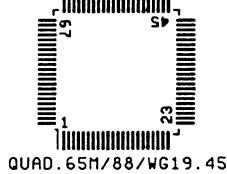
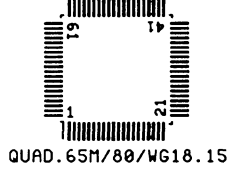
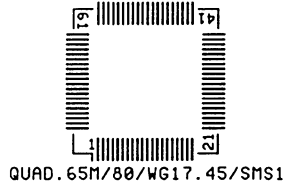
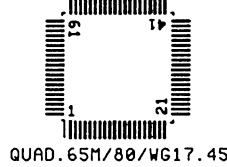
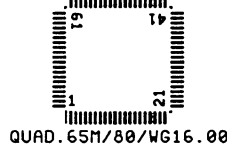
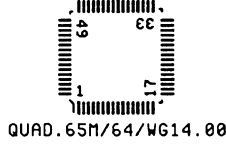
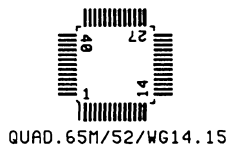
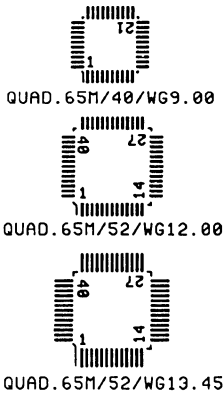


LIBRARY	QUAD	PAGE
QUAD	FOOTPRINT LIBRARY	QUAD-4

QUADS

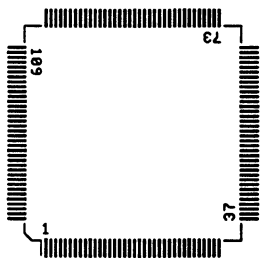


.65 MM PITCH

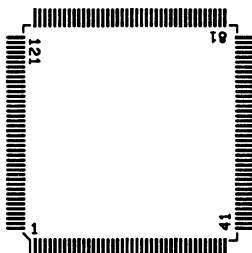


LIBRARY	QUAD	PAGE
QUAD	FOOTPRINT LIBRARY	QUAD-5

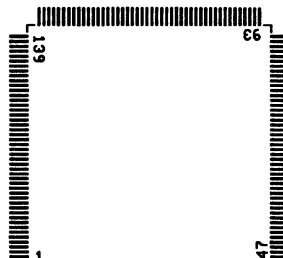
QUADS



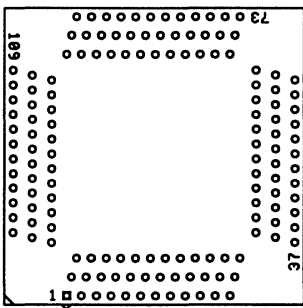
QUAD.65M/144/WG31.45



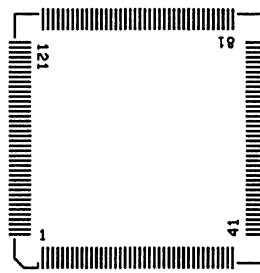
QUAD.65M/160/WG31.45



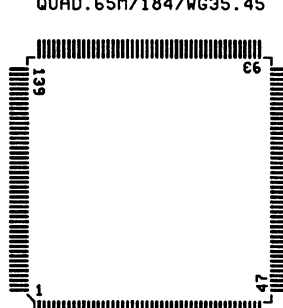
QUAD.65M/184/WG35.45



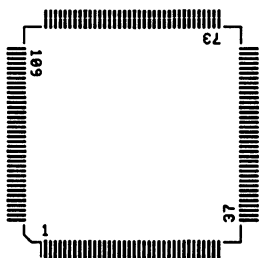
QUAD.65M/144/WG31.45/TMS1



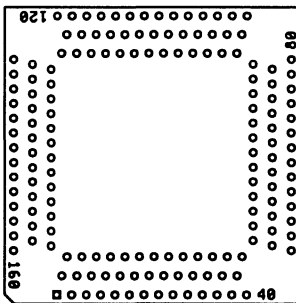
QUAD.65M/160/WG31.45/SMS1



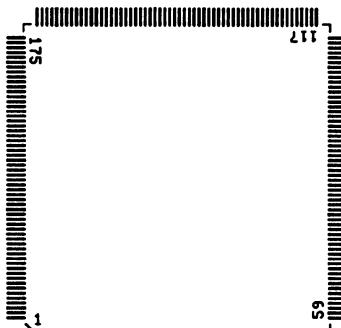
QUAD.65M/184/WG36.15



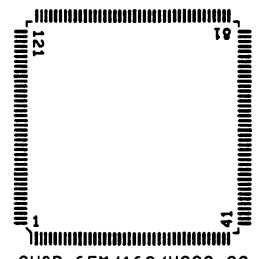
QUAD.65M/144/WG32.15



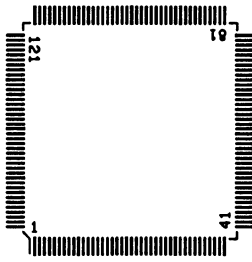
QUAD.65M/160/WG31.45/TMS1



QUAD.65M/232/WG43.45




QUAD.65M/160/WG30.00



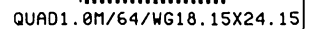
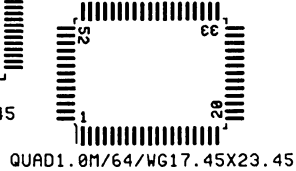
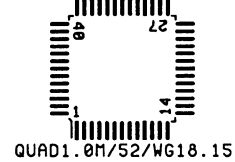
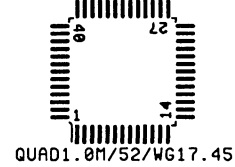
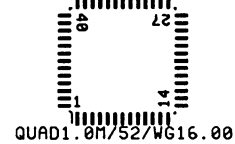
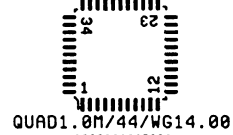
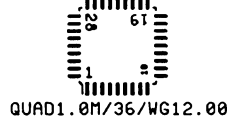
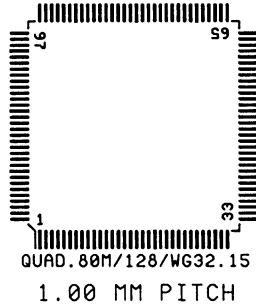
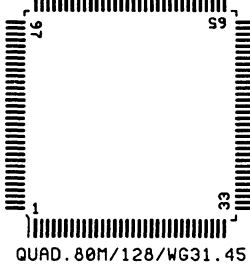
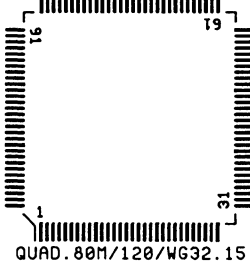
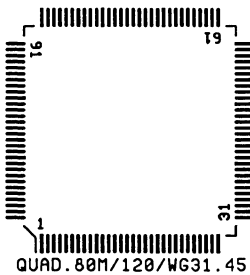
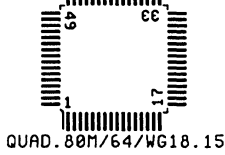
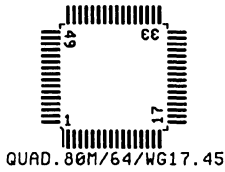





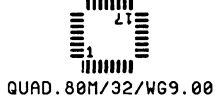
QUAD.65M/160/WG32.15

LIBRARY	QUAD	PAGE
QUAD	FOOTPRINT LIBRARY	QUAD-6

QUADS



.80 MM PITCH



LIBRARY	QUAD	PAGE
QUAD	FOOTPRINT LIBRARY	QUAD-7

QUADb

QUADb + Value	=	Bumpered quad + pitch
Number	=	Pin count
WG	=	Width between opposing gull lead ends
CTX	=	Center indexed
SMS, TMS	=	Surface or thru-hole mount sockets
Centroid	-	.025 circle on COMMENT layer
Help	-	Library HELP footprint available, turn on COMMENT layer

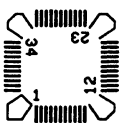
Bumpered Quads

.025" Pitch

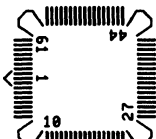
QUADB.025/100/WG.880	QUADB.025/164/WG1.290
QUADB.025/100/WG.880/CTX	QUADB.025/164/WG1.290/CTX
QUADB.025/100/WG.880/TMS1/CTX	QUADB.025/196/WG1.480
QUADB.025/100/WG.880/TMS2/CTX	QUADB.025/196/WG1.480/CTX
QUADB.025/100/WG.880/TMS3	QUADB.025/196/WG1.480/SMS1/CTX
QUADB.025/100/WG.880/TMS4	QUADB.025/196/WG1.480/SMS2
QUADB.025/100/WG.885	QUADB.025/244/WG1.780
QUADB.025/100/WG.885/CTX	QUADB.025/244/WG1.780/CTX
QUADB.025/100/WG.890	QUADB.025/44/WG.535
QUADB.025/100/WG.890/CTX	QUADB.025/44/WG.535/CTX
QUADB.025/132/WG1.080	QUADB.025/52/WG.580
QUADB.025/132/WG1.080/CTX	QUADB.025/52/WG.580/CTX
QUADB.025/132/WG1.080/TMS1/CTX	QUADB.025/52/WG.585
QUADB.025/132/WG1.080/TMS2/CTX	QUADB.025/52/WG.585/CTX
QUADB.025/132/WG1.080/TMS3	QUADB.025/52/WG.585/CTX
QUADB.025/132/WG1.080/TMS4	QUADB.025/52/WG.585/CTX
QUADB.025/132/WG1.085	QUADB.025/52/WG.585/CTX
QUADB.025/132/WG1.085/CTX	QUADB.025/52/WG.585/CTX
QUADB.025/132/WG1.090	QUADB.025/52/WG.585/CTX
QUADB.025/132/WG1.090/CTX	QUADB.025/52/WG.585/CTX
QUADB.025/148/WG1.185	QUADB.025/52/WG.585/CTX
QUADB.025/148/WG1.185/CTX	QUADB.025/52/WG.585/CTX
QUADB.025/164/WG1.280	QUADB.025/52/WG.585/CTX
QUADB.025/164/WG1.280/CTX	QUADB.025/52/WG.585/CTX
QUADB.025/164/WG1.280/TMS1	QUADB.025/52/WG.585/CTX
QUADB.025/164/WG1.280/TMS2/CTX	QUADB.025/52/WG.585/CTX
QUADB.025/164/WG1.285	QUADB.025/52/WG.585/CTX
QUADB.025/164/WG1.285/CTX	QUADB.025/52/WG.585/CTX

BUMPERED QUADS

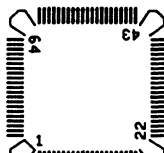
QUAD_B + PITCH / PINS / W BTW GULL ENDS / SKT/ CTX OPTION
 DEFAULT PIN #1 IS CORNER PIN, CENTER PIN #1 DENOTED BY "CTX"



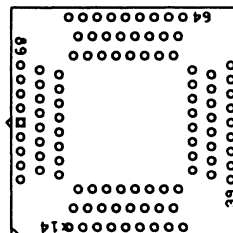
QUADB.025/44/WG.535



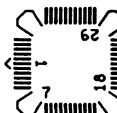
QUADB.025/68/WG.680/CTX



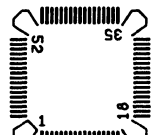
QUADB.025/84/WG.785



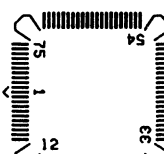
QUADB.025/100/WG.880/TMS1/CTX



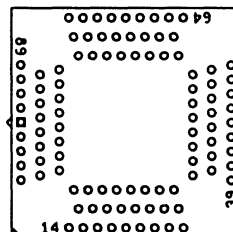
QUADB.025/44/WG.535/CTX



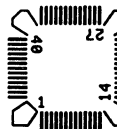
QUADB.025/68/WG.685



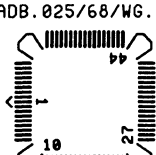
QUADB.025/84/WG.785/CTX



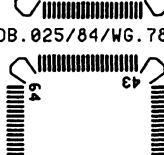
QUADB.025/100/WG.880/TMS2/CTX



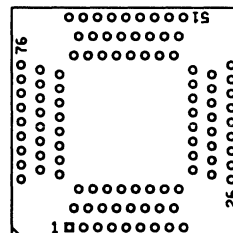
QUADB.025/52/WG.580



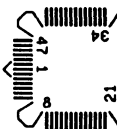
QUADB.025/68/WG.685/CTX



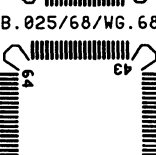
QUADB.025/84/WG.790



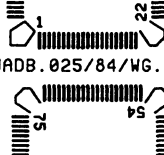
QUADB.025/100/WG.880/TMS3



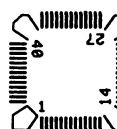
QUADB.025/52/WG.580/CTX



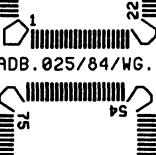
QUADB.025/84/WG.780



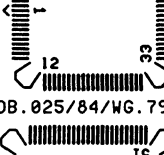
QUADB.025/84/WG.790/CTX



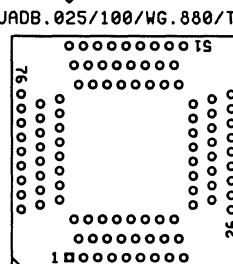
QUADB.025/52/WG.585



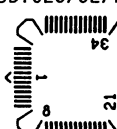
QUADB.025/84/WG.780/CTX



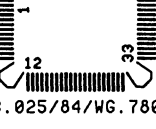
QUADB.025/100/WG.880




QUADB.025/100/WG.880/TMS4



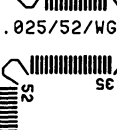
QUADB.025/52/WG.585/CTX



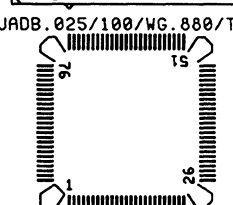
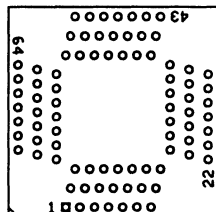
QUADB.025/84/WG.780/TMS1



QUADB.025/100/WG.880/CTX



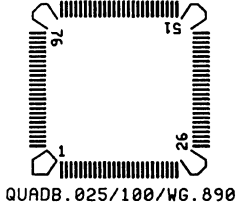
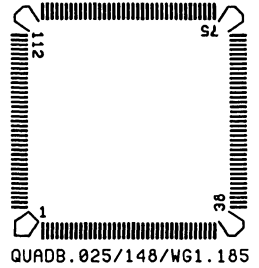
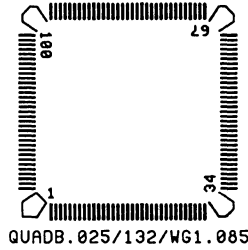
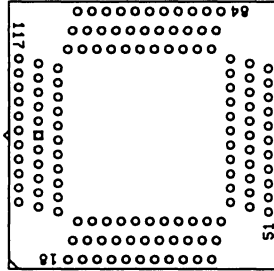
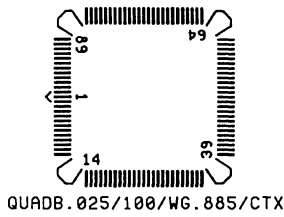
QUADB.025/68/WG.680



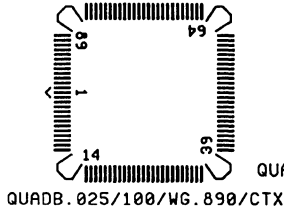
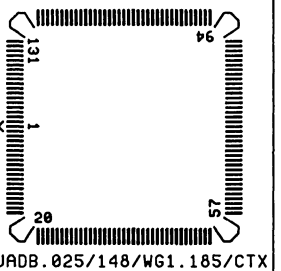
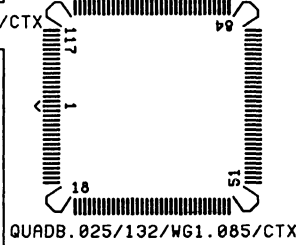
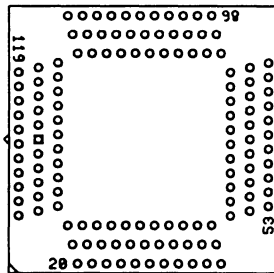
QUADB.025/100/WG.885

LIBRARY	BUMPERED QUAD	PAGE
QUADB	FOOTPRINT LIBRARY	QUADB-1

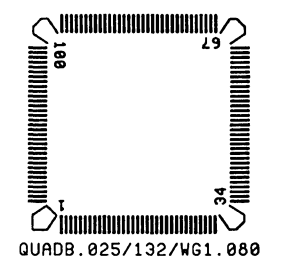
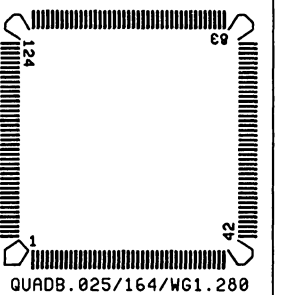
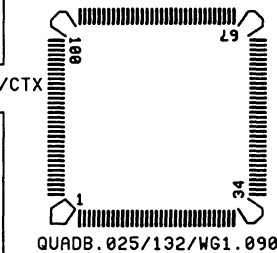
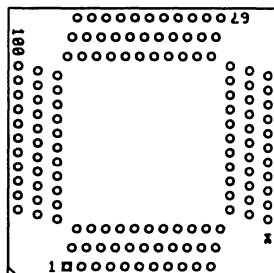
BUMPERED QUADS



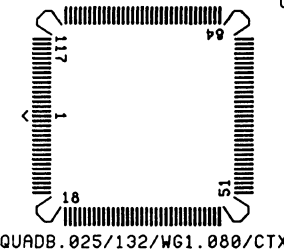
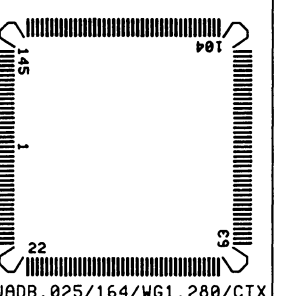
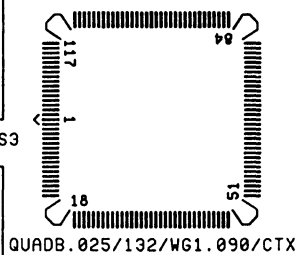
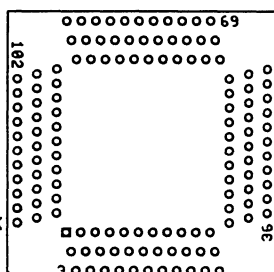
QUADB.025/132/WG1.080/TMS1/CTX



QUADB.025/132/WG1.080/TMS2/CTX

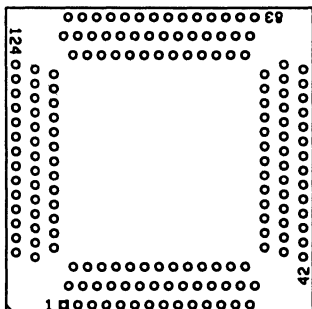


QUADB.025/132/WG1.080/TMS3

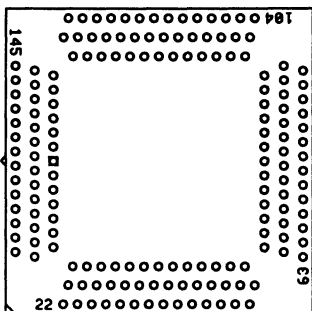


LIBRARY	BUMPERED QUAD	PAGE
QUADB	FOOTPRINT LIBRARY	QUADB-2

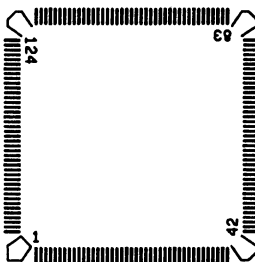
BUMPERED QUADS



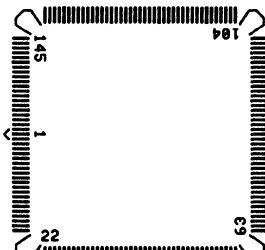
QUADB.025/164/WG1.280/TMS1



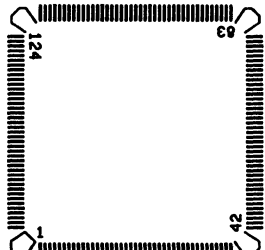
QUADB.025/164/WG1.280/TMS2/CTX



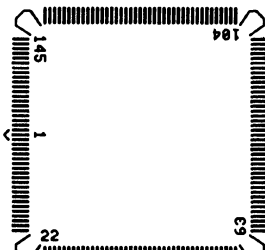
QUADB.025/164/WG1.285



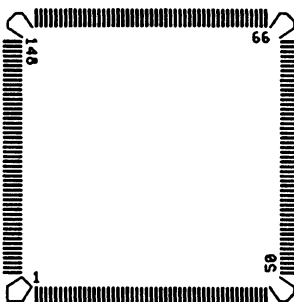
QUADB.025/164/WG1.285/CTX



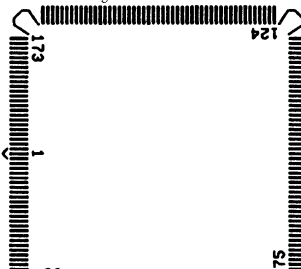
QUADB.025/164/WG1.290



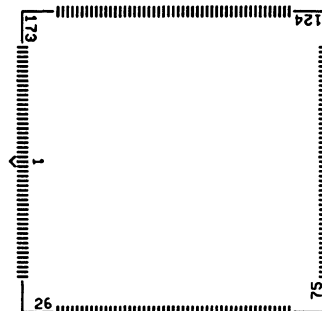
QUADB.025/164/WG1.290/CTX



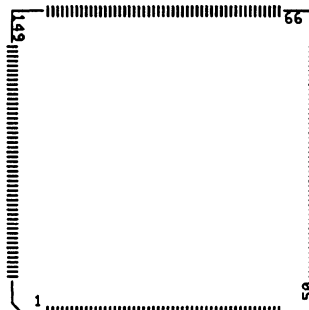
QUADB.025/196/WG1.480



QUADB.025/196/WG1.480/CTX




QUADB.025/196/WG1.480/SMS1/CTX



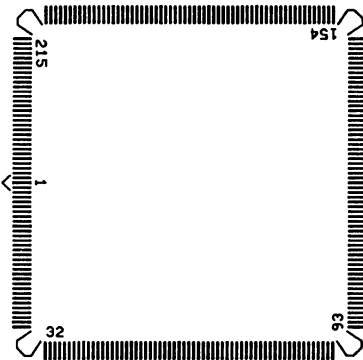
QUADB.025/196/WG1.480/SMS2

LIBRARY	BUMPERED QUAD	PAGE
QUADB	FOOTPRINT LIBRARY	QUADB-3

BUMPERED QUADS



QUADB.025/244/WG1.780



QUADB.025/244/WG1.780/CTX

LIBRARY	BUMPERED QUAD	PAGE
QUADB	FOOTPRINT LIBRARY	QUADB-4

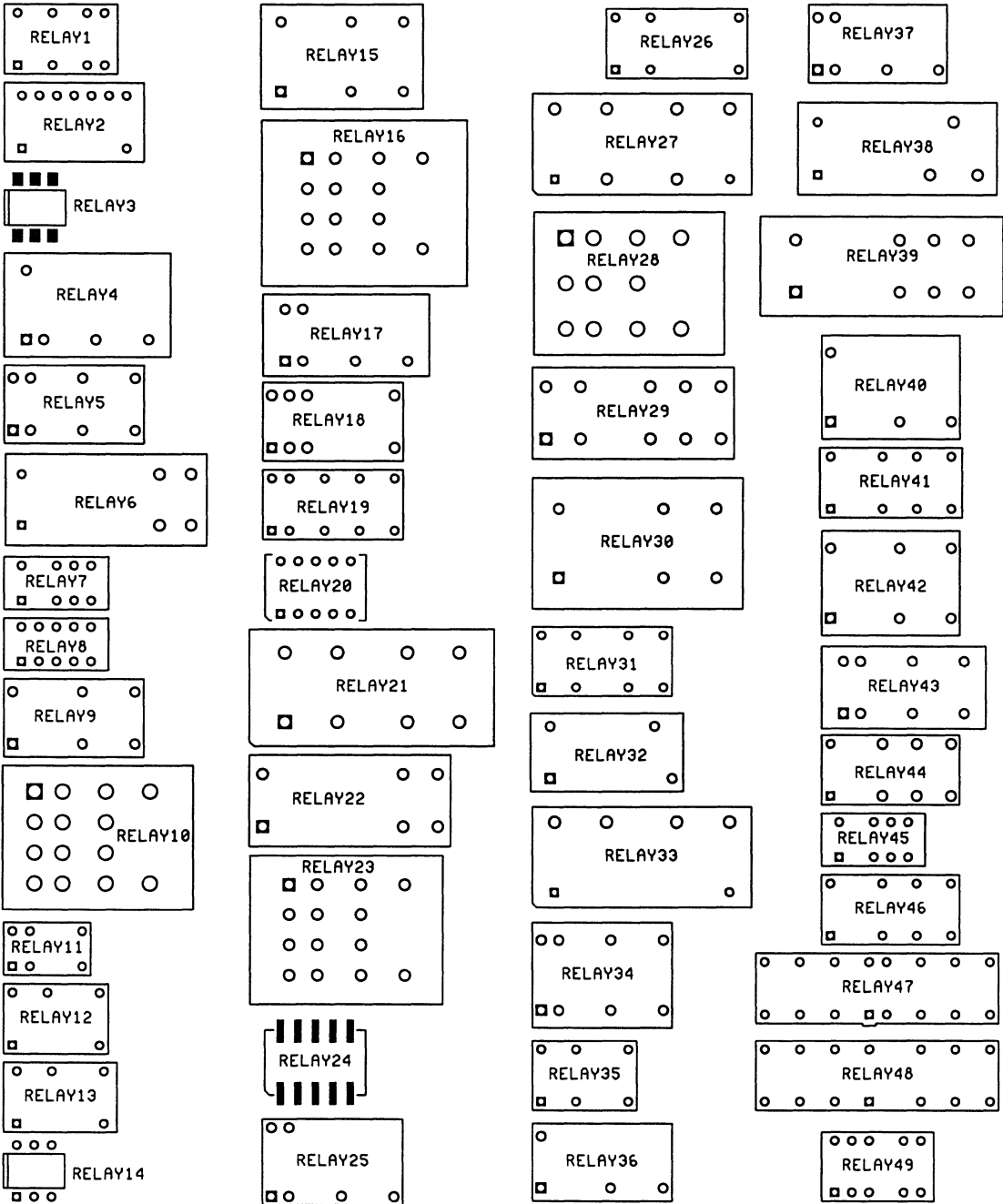
RELAY

RELAY = Relay

Number = Pattern number

RELAY1	RELAY42
RELAY10	RELAY43
RELAY11	RELAY44
RELAY12	RELAY45
RELAY13	RELAY46
RELAY14	RELAY47
RELAY15	RELAY48
RELAY16	RELAY49
RELAY17	RELAY5
RELAY18	RELAY6
RELAY19	RELAY7
RELAY2	RELAY8
RELAY20	RELAY9
RELAY21	
RELAY22	
RELAY23	
RELAY24	
RELAY25	
RELAY26	
RELAY27	
RELAY28	
RELAY29	
RELAY3	
RELAY30	
RELAY31	
RELAY32	
RELAY33	
RELAY34	
RELAY35	
RELAY36	
RELAY37	
RELAY38	
RELAY39	
RELAY4	
RELAY40	
RELAY41	

RELAYS



LIBRARY	RELAY	PAGE
RELAY	FOOTPRINT LIBRARY	RELAY-1

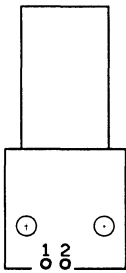
RF

RF	=	RF Connectors
BND, SMA	=	Type
R + number	=	Rt. Angle length from center
V	=	Vertical
Help	-	Library HELP footprint available, turn on COMMENT layer

RF/BNC/R1.350
RF/SMA/R.425
RF/SMA/R.725
RF/SMA/V
RF/SMB/R.475
RF/SMB/V
RF/SSMB/R.325
RF/SSMB/V
RF/TNC/R1.350
RF/TNC/V

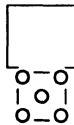
RF CONNECTORS

BNC



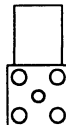
RF/BNC/R1.350

SMA



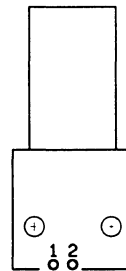
RF/SMA/R.425

SMB

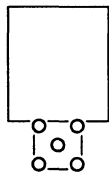


RF/SMB/R.475

TNC



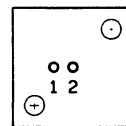
RF/TNC/R1.350



RF/SMA/V.725



RF/SMB/V



RF/TNC/V



RF/SMA/V



RF/SSMB/R.325



RF/SSMB/V

LIBRARY

RF

PAGE

RF

FOOTPRINT LIBRARY

RF-1

SBUS

SBUS	=	SBUS Connectors
Number	=	Pin Count
VP, VS	=	Vertical Plug & Socket
Pinout Standard	-	Sequential by row


Sbus Plug & Socket

SBUS/VP/TM/96

SBUS/VS/TM/96

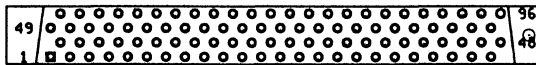
SBUS CONNECTORS

VERTICAL PLUG



SBUS/VP/TM/96

VERTICAL SOCKET



SBUS/VS/TM/96

LIBRARY	SBUS CONNECTOR	PAGE
SBUS	FOOTPRINT LIBRARY	SBUS-1

SIMM.050f

SIMM.050	=	.050 Simm Edge Fingers
Fingers	=	Card edge fingers
LP RP	=	Left or right polarized
Number	=	Pin count
Pinout Standard	-	Sequential, double sided redundant
Help	-	Library HELP footprint available, turn on COMMENT layer
Technology Files	-	Available, listed in technology file section

Left Polarized Fingers

SIMM.050_FINGERS/LP/100
SIMM.050_FINGERS/LP/38
SIMM.050_FINGERS/LP/40
SIMM.050_FINGERS/LP/64
SIMM.050_FINGERS/LP/68
SIMM.050_FINGERS/LP/72
SIMM.050_FINGERS/LP/80

Right Polarized Fingers

SIMM.050_FINGERS/RP/100
SIMM.050_FINGERS/RP/38
SIMM.050_FINGERS/RP/40
SIMM.050_FINGERS/RP/64
SIMM.050_FINGERS/RP/68
SIMM.050_FINGERS/RP/72
SIMM.050_FINGERS/RP/80

.050 SIMM EDGE FINGERS

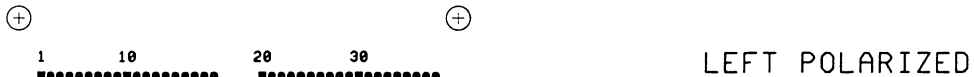
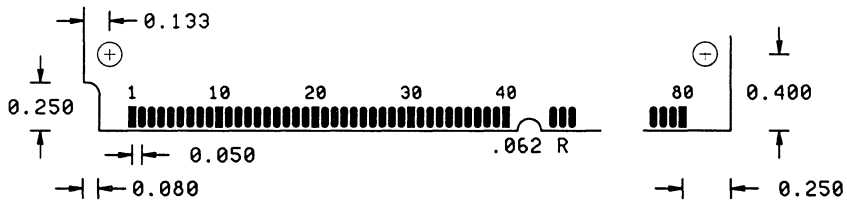
BOARDBLANK TECHNOLOGY FILES ARE AVAILABLE

SIMM.050_FINGERS / RIGHT OR LEFT POLARIZED / PINS

POLARIZATION : RIGHT & LEFT

PADSTACK : .040 x .110

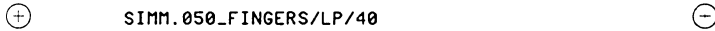
MOUNTING : .125 PADLESS HOLE



SIMM.050_FINGERS/LP/38



SIMM.050_FINGERS/LP/40



SIMM.050_FINGERS/LP/64



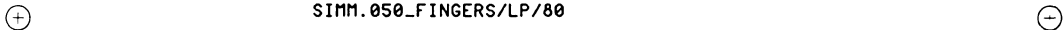
SIMM.050_FINGERS/LP/68



SIMM.050_FINGERS/LP/72



SIMM.050_FINGERS/LP/80



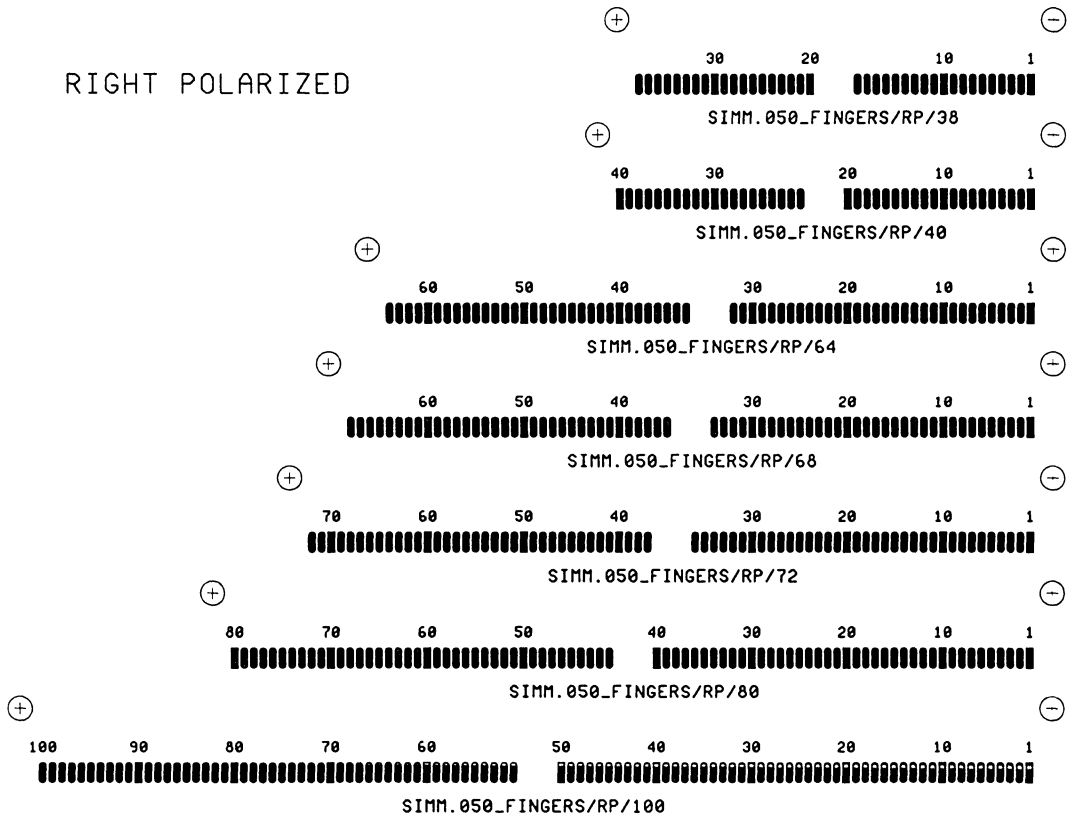
SIMM.050_FINGERS/LP/100

LIBRARY	.050 SIMM EDGE FINGER	PAGE
SIMM050F	FOOTPRINT LIBRARY	SIMM050F-1

.050 SIMM EDGE FINGERS

SIMM.050_FINGERS / RIGHT OR LEFT POLARIZATION / PINS

RIGHT POLARIZED



LIBRARY	.050 SIMM EDGE FINGER	PAGE
SIMM050F	FOOTPRINT LIBRARY	SIMM050F-2

SIMM.050t

SIMM.050	=	.050 Simm Sockets
LPS, RS, VS, VS2	=	Socket angle & units per socket
_LP_RP	=	Left or right polarized
TM	=	Thru-hole mount
Number	=	Pin count
Pinout Standard	-	Sequential by staggered row
Help	-	Library HELP footprint available, turn on COMMENT layer
Technology Files	-	Available, listed in technology file section

Sockets

Low Profile Left Polarized

SIMM.050/LPS_LP/TM/40
SIMM.050/LPS_LP/TM/56
SIMM.050/LPS_LP/TM/60
SIMM.050/LPS_LP/TM/64
SIMM.050/LPS_LP/TM/68
SIMM.050/LPS_LP/TM/72
SIMM.050/LPS_LP/TM/80

Dual Low Profile Left Polarized

SIMM.050/LPS2_LP/TM/40X2
SIMM.050/LPS2_LP/TM/56X2
SIMM.050/LPS2_LP/TM/60X2
SIMM.050/LPS2_LP/TM/64X2
SIMM.050/LPS2_LP/TM/68X2
SIMM.050/LPS2_LP/TM/72X2
SIMM.050/LPS2_LP/TM/80X2

Rt. Angle Left Polarized

SIMM.050/RS_LP/TM/40
SIMM.050/RS_LP/TM/64
SIMM.050/RS_LP/TM/68

SIMM.050/RS_LP/TM/72
SIMM.050/RS_LP/TM/80
SIMM.050/RS_LP/TM/84

Rt. Angle Right Polarized

SIMM.050/RS_RP/TM/64
SIMM.050/RS_RP/TM/68
SIMM.050/RS_RP/TM/72
SIMM.050/RS_RP/TM/80

Vertical Left Polarized

SIMM.050/VS_LP/TM/100
SIMM.050/VS_LP/TM/38
SIMM.050/VS_LP/TM/40
SIMM.050/VS_LP/TM/64
SIMM.050/VS_LP/TM/68
SIMM.050/VS_LP/TM/72
SIMM.050/VS_LP/TM/80

Low Profile Right Polarized

SIMM.050/VS_RP/TM/100
SIMM.050/VS_RP/TM/38
SIMM.050/VS_RP/TM/40
SIMM.050/VS_RP/TM/64
SIMM.050/VS_RP/TM/68

SIMM.050/VS_RP/TM/72
SIMM.050/VS_RP/TM/80

Dual Vertical Left Polarized

SIMM.050/VS2_LP/TM/100X2
SIMM.050/VS2_LP/TM/38X2
SIMM.050/VS2_LP/TM/40X2
SIMM.050/VS2_LP/TM/64X2
SIMM.050/VS2_LP/TM/68X2
SIMM.050/VS2_LP/TM/72X2
SIMM.050/VS2_LP/TM/80X2

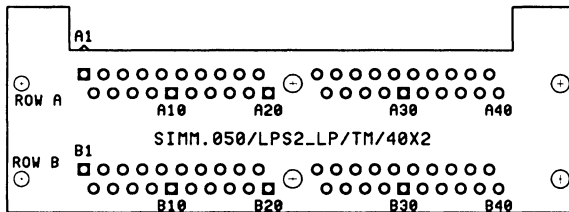
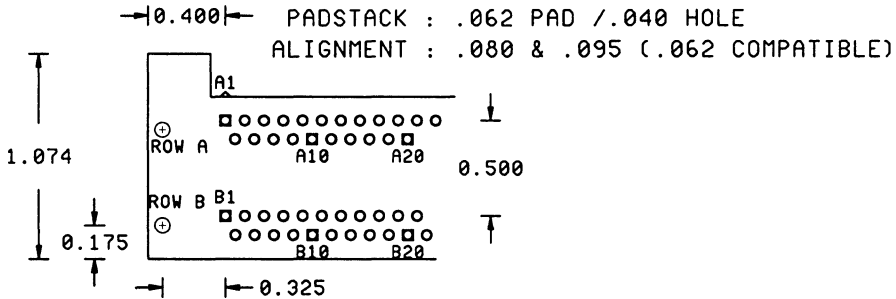
Dual Vertical Right Polarized

SIMM.050/VS2_RP/TM/100X2
SIMM.050/VS2_RP/TM/38X2
SIMM.050/VS2_RP/TM/40X2
SIMM.050/VS2_RP/TM/64X2
SIMM.050/VS2_RP/TM/68X2
SIMM.050/VS2_RP/TM/72X2
SIMM.050/VS2_RP/TM/80X2

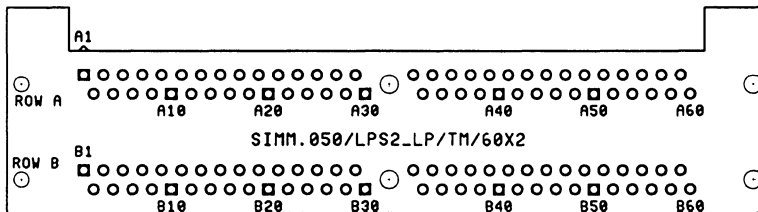
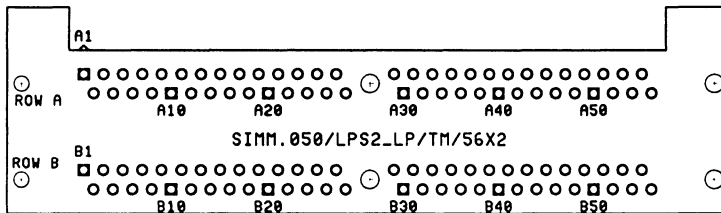
.050 SIMM SOCKETS

BOARDBLANK TECHNOLOGY FILES ARE AVAILABLE

SIMM.050 / LOW PROFILE SKT LEFT POLAR DUALS / THRU MOUNT / PINS



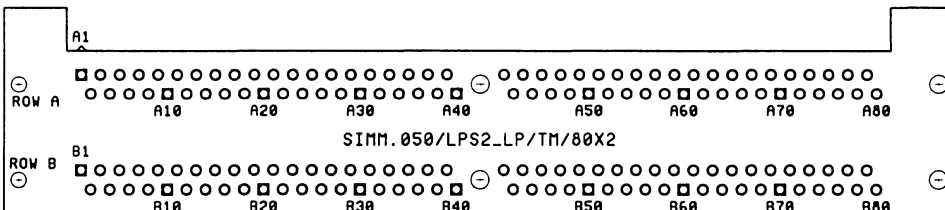
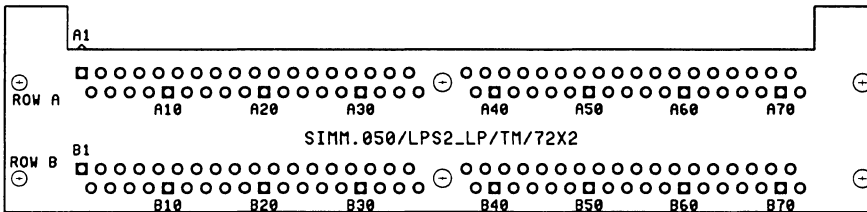
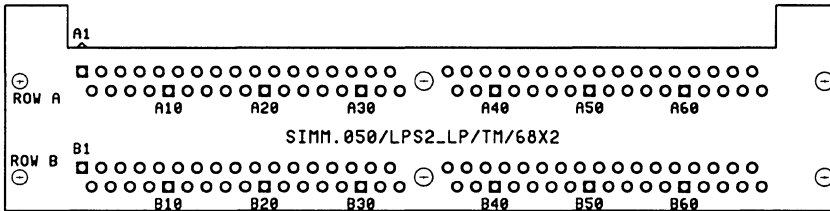
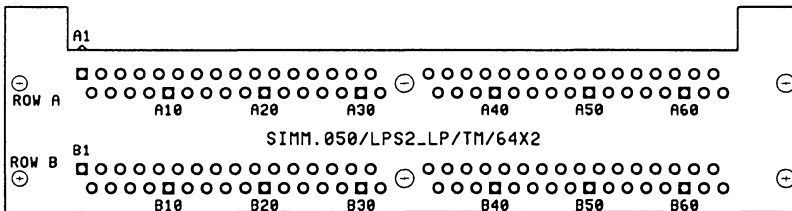
LEFT POLARIZED
LOW PROFILE DUALS



LIBRARY	TM .050 SIMM SOCKET	PAGE
SIMM050T	FOOTPRINT LIBRARY	SIMM050T-1

.050 SIMM SOCKETS

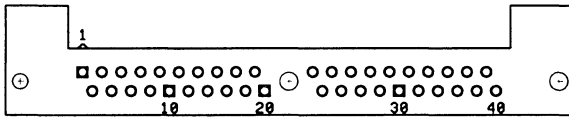
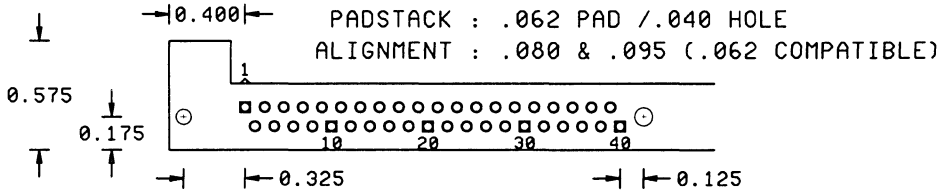
SIMM.050 / LOW PROFILE SKT LEFT POLAR DUALS / THRU MOUNT / PINS



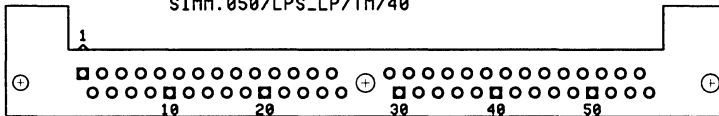
LIBRARY	TM .050 SIMM SOCKET	PAGE
SIMM050T	FOOTPRINT LIBRARY	SIMM050T-2

.050 SIMM SOCKETS

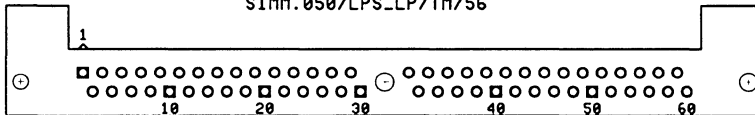
SIMM.050 / LOW PROFILE SKT LEFT POLAR / THRU MOUNT / PIN



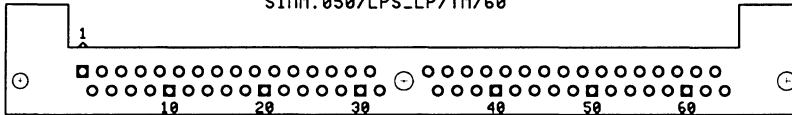
SIMM.050/LPS_LP/TM/40



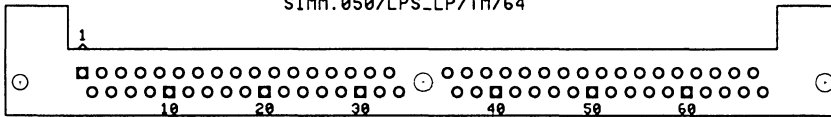
SIMM.050/LPS_LP/TM/56



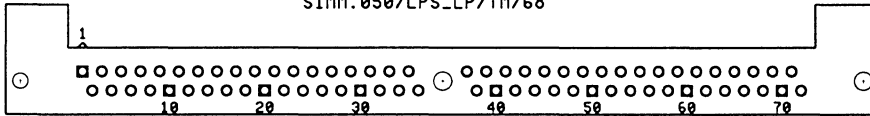
SIMM.050/LPS_LP/TM/60



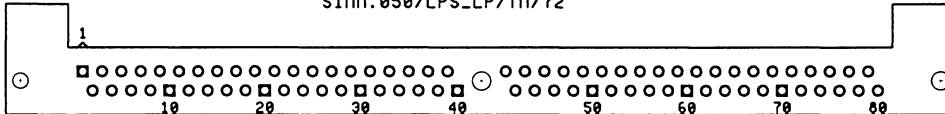
SIMM.050/LPS_LP/TM/64



SIMM.050/LPS_LP/TM/68



SIMM.050/LPS_LP/TM/72



SIMM.050/LPS_LP/TM/80

LOW PROFILE
LEFT POLARIZED

LIBRARY	TM .050 SIMM SOCKET	PAGE
SIMM050T	FOOTPRINT LIBRARY	SIMM050T-3

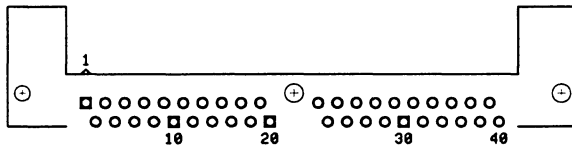
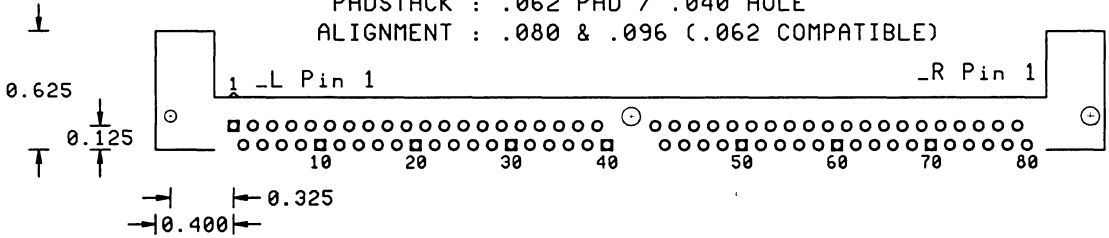
.050 SIMM SOCKETS

SIMM.050 / RT.ANGLE SKT LEFT POLAR / THRU MOUNT / PINS

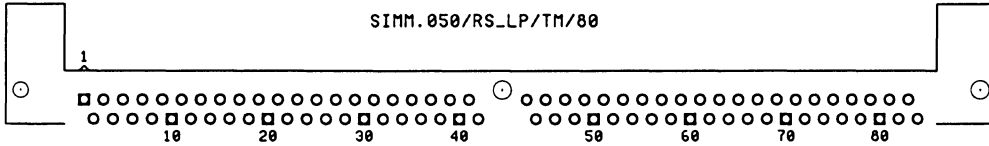
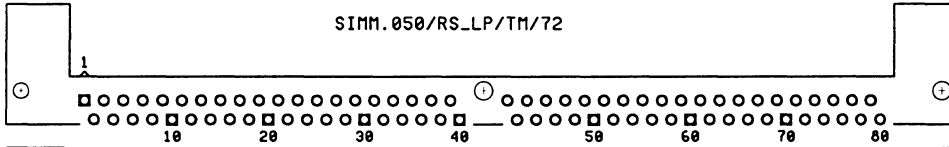
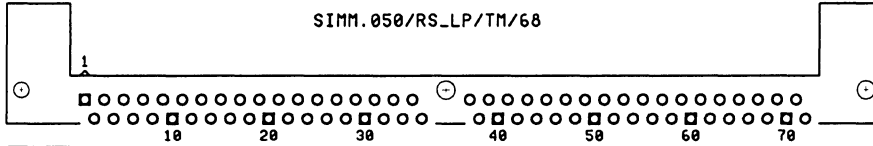
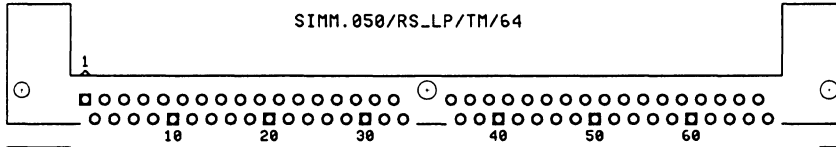
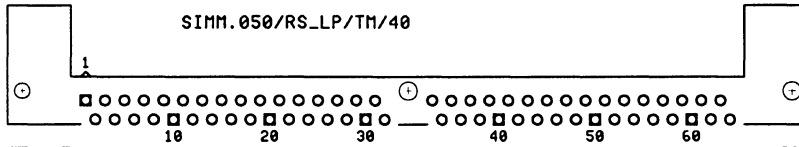
POLARIZATION : RIGHT & LEFT

PADSTACK : .062 PAD / .040 HOLE

ALIGNMENT : .080 & .096 (.062 COMPATIBLE)



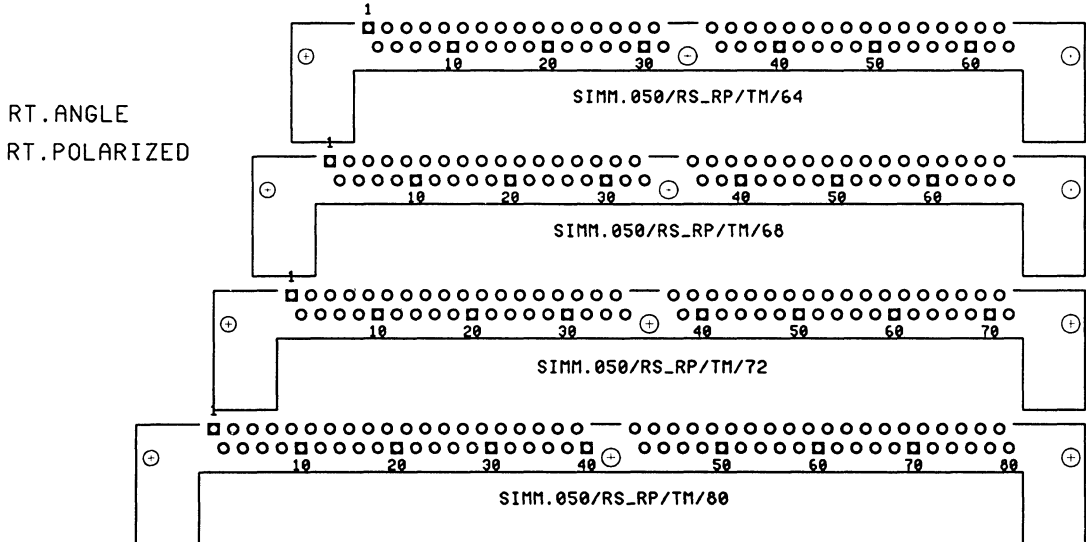
RT.ANGLE
LEFT POLARIZED



LIBRARY	TM .050 SIMM SOCKET	PAGE
SIMM050T	FOOTPRINT LIBRARY	SIMM050T-4

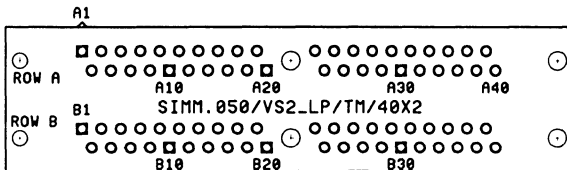
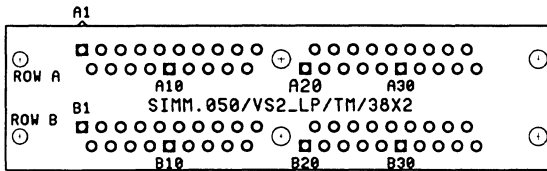
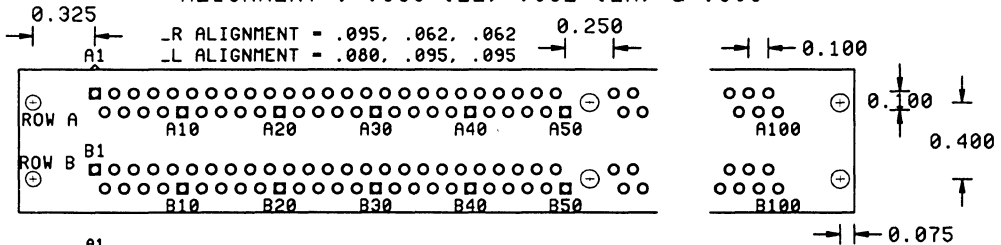
.050 SIMM SOCKETS

SIMM.050 / RT.ANGLE SKT RIGHT POLARIZED / THRU MOUNT / PINS



SIMM.050 / VERTICAL SKT LEFT POLARIZED / THRU MOUNT / PINS

POLARIZATION : RIGHT & LEFT
PADSTACK : .062 Pad / .040 Hole
ALIGNMENT : .080 (L) .062 (R) & .095

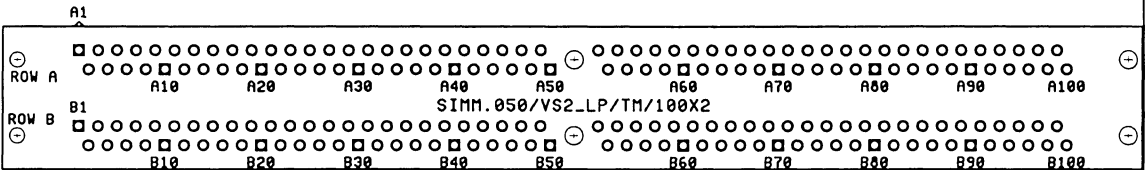
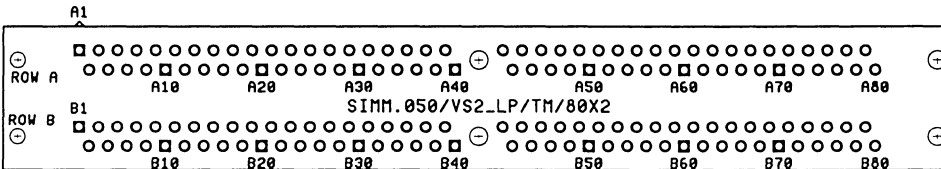
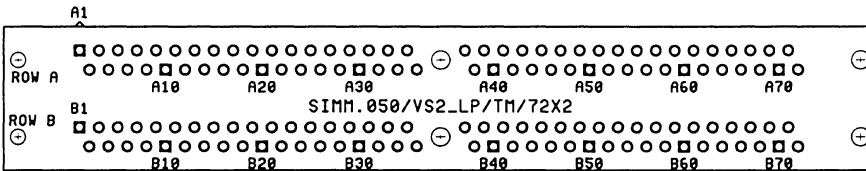
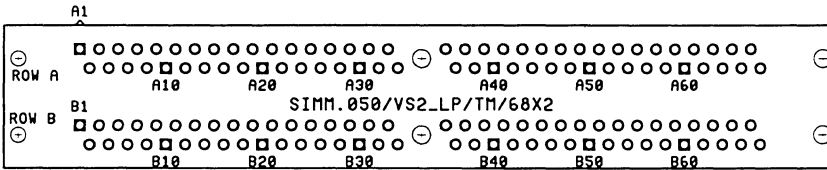
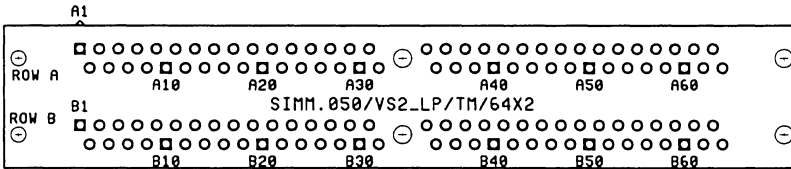


VERTICAL
LEFT POLARIZED

LIBRARY	TM .050 SIMM SOCKET	PAGE
SIMM050T	FOOTPRINT LIBRARY	SIMM050T-5

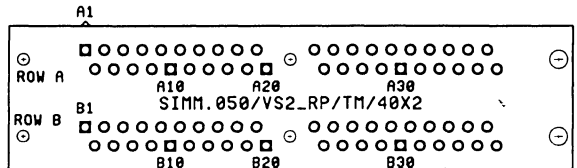
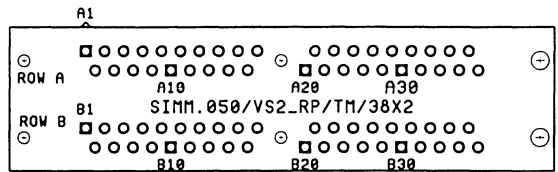
.050 SIMM SOCKETS

SIMM.050 / VERT SKT LEFT POLARIZED DUALS / THRU MOUNT / PINS



SIMM.050 / VERT SKT RIGHT POLARIZED DUALS / THRU MOUNT / PINS

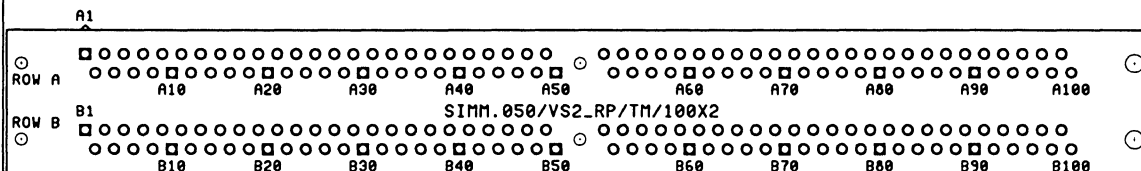
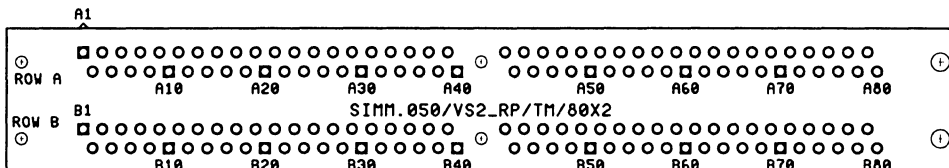
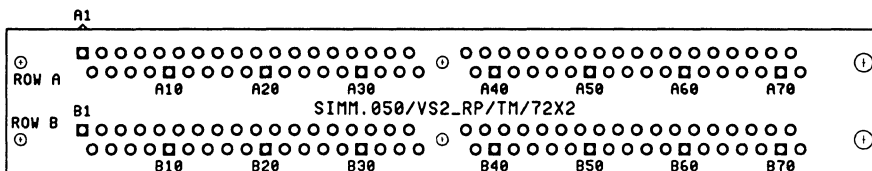
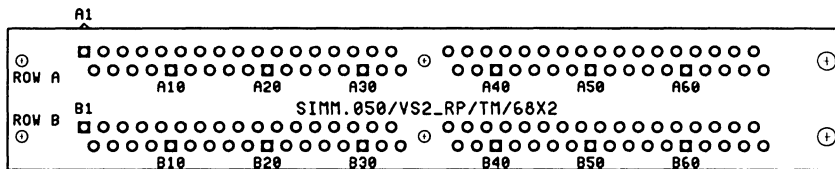
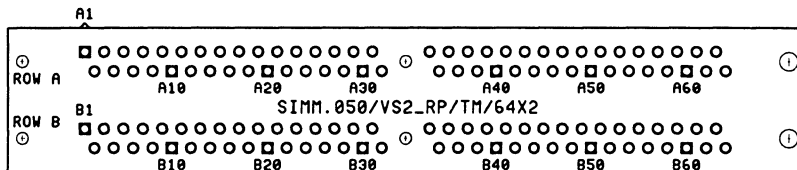
VERTICAL DUALS
RIGHT POLARIZED



LIBRARY	TM .050 SIMM SOCKET	PAGE
SIMM050T	FOOTPRINT LIBRARY	SIMM050T-6

.050 SIMM SOCKETS

SIMM.050 / VERTICAL SKT RIGHT POLAR DUALS / THRU MOUNT / PINS



LIBRARY	TM .050 SIMM SOCKET	PAGE
SIMM050T	FOOTPRINT LIBRARY	SIMM050T-7

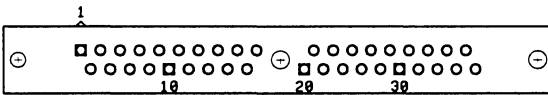
.050 SIMM SOCKETS

SIMM.050 / VERTICAL SKT LEFT POLARIZED / THRU MOUNT / PINS

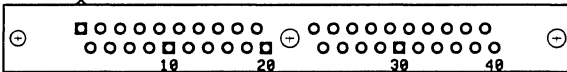
POLARIZATION : RIGHT & LEFT

PADSTACK : .062 Pad / .040 Hole

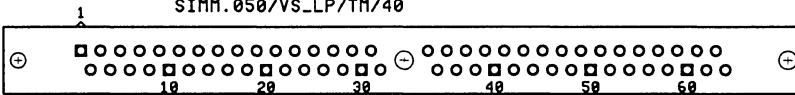
ALIGNMENT : .080 & .095 (.062 COMPATIBLE)



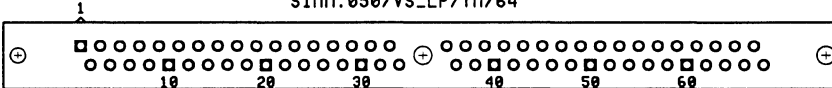
SIMM.050/V_SLP/TM/38



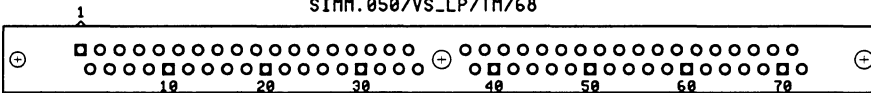
SIMM.050/V_SLP/TM/40



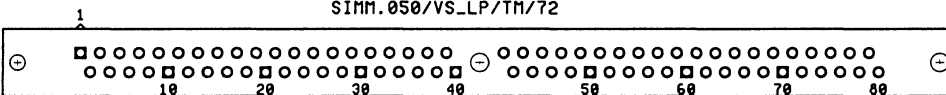
SIMM.050/V_SLP/TM/64



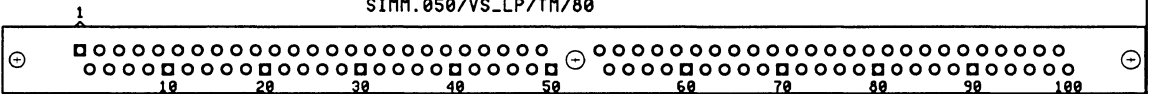
SIMM.050/V_SLP/TM/68



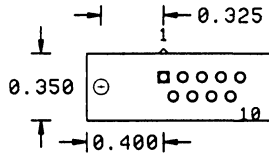
SIMM.050/V_SLP/TM/72



SIMM.050/V_SLP/TM/80



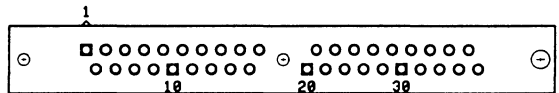
SIMM.050/V_SLP/TM/100



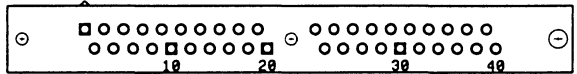
VERTICAL
LEFT POLARIZED

SIMM.050 / VERTICAL SKT RIGHT POLARIZED / THRU MOUNT / PINS

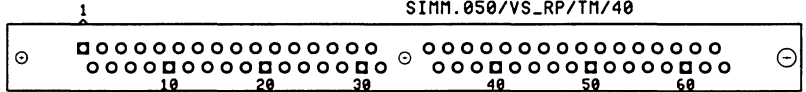
VERTICAL
RIGHT POLARIZED



SIMM.050/V_SRP/TM/38



SIMM.050/V_SRP/TM/40



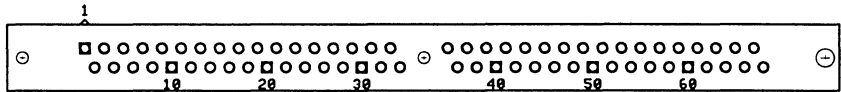
SIMM.050/V_SRP/TM/64

LIBRARY	TM .050 SIMM SOCKET	PAGE
SIMM050T	FOOTPRINT LIBRARY	SIMM050T-8

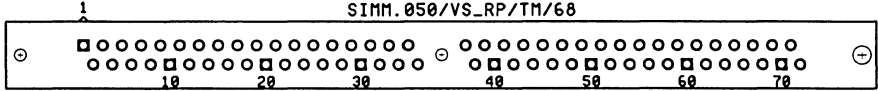
.050 SIMM SOCKETS

SIMM.050 / VERTICAL SKT RIGHT POLARIZED / THRU MOUNT /68

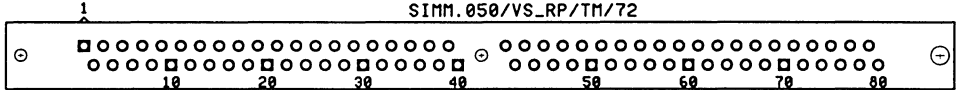
VERTICAL
RIGHT POLARIZED



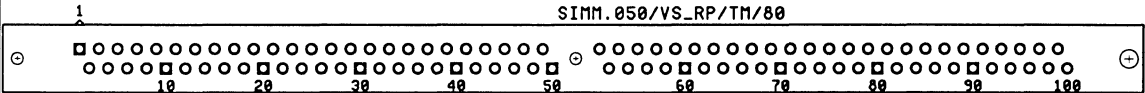
SIMM.050/VS_RP/TM/68



SIMM.050/VS_RP/TM/72



SIMM.050/VS_RP/TM/80



SIMM.050/VS_RP/TM/100

LIBRARY	TM .050 SIMM SOCKET	PAGE
SIMM050T	FOOTPRINT LIBRARY	SIMM050T-9

SIMM.100f

SIMM.100	=	.100 Simm Edge Fingers
Fingers	=	Card edge fingers
LP RP	=	Left or right polarized
Number	=	Pin count
Pinout Standard	-	Sequential, double sided redundant
Help	-	Library HELP footprint available, turn on COMMENT layer
Technology Files	-	Available, listed in technology file section

Left Polarized Fingers

SIMM.100_FINGERS/LP/22
SIMM.100_FINGERS/LP/30
SIMM.100_FINGERS/LP/35
SIMM.100_FINGERS/LP/42

Right Polarized Fingers


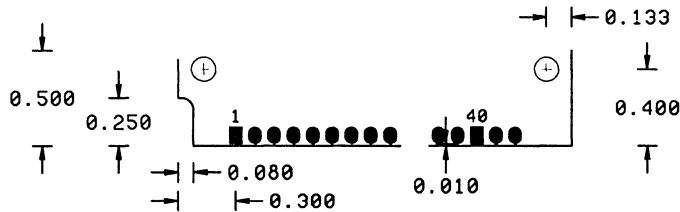
SIMM.100_FINGERS/RP/22
SIMM.100_FINGERS/RP/30
SIMM.100_FINGERS/RP/35
SIMM.100_FINGERS/RP/40
SIMM.100_FINGERS/RP/42
SIMM.100_FINGERS/RP/45

.100 SIMM EDGE FINGERS

BOARDBLANK TECHNOLOGY FILES ARE AVAILABLE

SIMM.100 FINGERS / RIGHT OR LEFT POLARIZATION / PINS

POLARIZATION : RIGHT & LEFT
 PADSTACK : .070 x .100
 ALIGNMENT : .125 HOLE

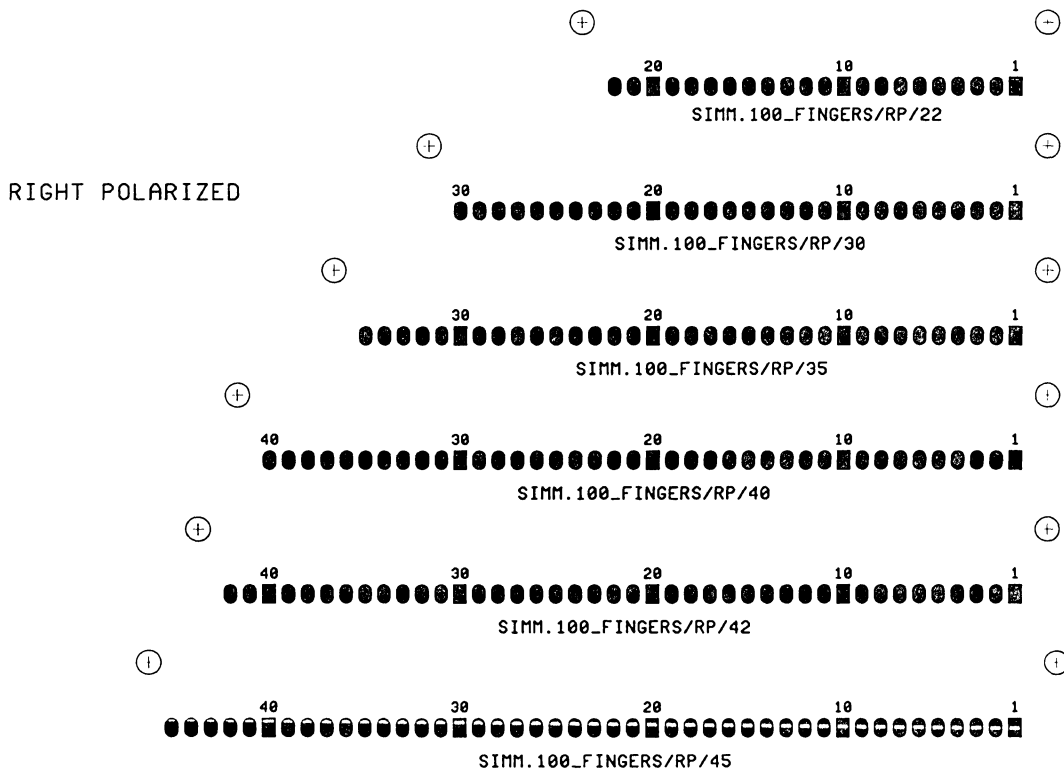


LIBRARY	.100 SIMM EDGE FINGER	PAGE
SIMM100F	FOOTPRINT LIBRARY	SIMM100F-1

.100 SIMM EDGE FINGERS

BOARDBLANK TECHNOLOGY FILES ARE AVAILABLE

SIMM.100 FINGERS / RIGHT OR LEFT POLARIZATION / PINS



LIBRARY	.100 SIMM EDGE FINGER	PAGE
SIMM100F	FOOTPRINT LIBRARY	SIMM100F-2

SIMM.100t

SIMM.100	=	.100 Simm Sockets
LPS, LPS2, RS, VS, VS2	=	Socket angle & units per socket
TM	=	Thru-hole mount
Number	=	Pin count
Pinout Standard	-	Sequential
Help	-	Library HELP footprint available, turn on COMMENT layer
Technology Files	-	Available, listed in technology file section

Sockets

Low Profile

SIMM.100/LPS/TM/30
SIMM.100/LPS/TM/35
SIMM.100/LPS/TM/40
SIMM.100/LPS/TM/42
SIMM.100/LPS/TM/45

Rt. Angle

SIMM.100/RS/TM/30

Vertical

SIMM.100/Vs/TM/30
SIMM.100/Vs/TM/35
SIMM.100/Vs/TM/40
SIMM.100/Vs/TM/42
SIMM.100/Vs/TM/45

Dual Low Profile

SIMM.100/LPS2/TM/30X2
SIMM.100/LPS2/TM/35X2
SIMM.100/LPS2/TM/40X2
SIMM.100/LPS2/TM/42X2
SIMM.100/LPS2/TM/45X2

Dual Vertical

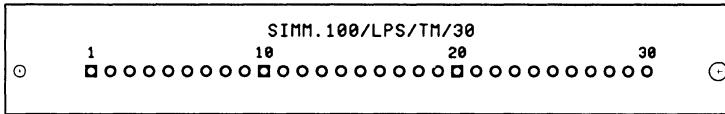
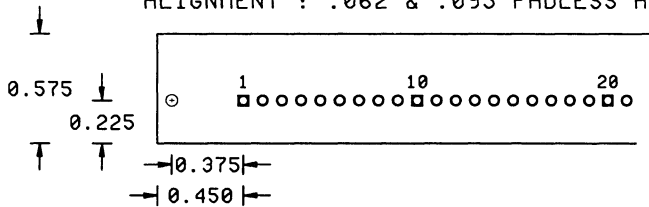
SIMM.100/Vs2/TM/W.300/30X2
SIMM.100/Vs2/TM/W.400/30X2
SIMM.100/Vs2/TM/W.400/35X2
SIMM.100/Vs2/TM/W.400/40X2
SIMM.100/Vs2/TM/W.400/42X2
SIMM.100/Vs2/TM/W.400/45X2

.100 SIMM SOCKETS

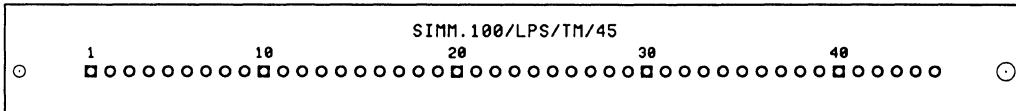
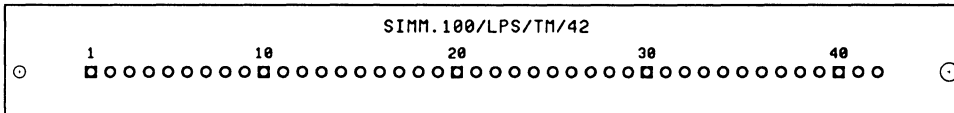
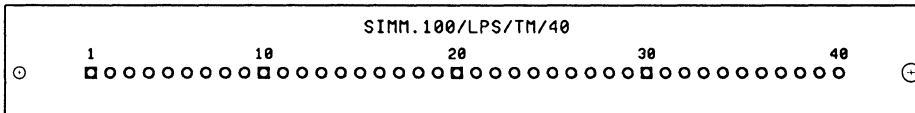
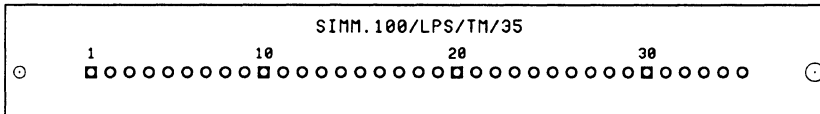
BOARDBLANK TECHNOLOGY FILES ARE AVAILABLE FOR THIS LIBRARY

SIMM.100 / LOW PROFILE SKT / THRU MOUNT / PINS

PADSTACK : .062 PAD / .040 HOLE
 ALIGNMENT : .062 & .095 PADLESS HOLE



LOW PROFILE

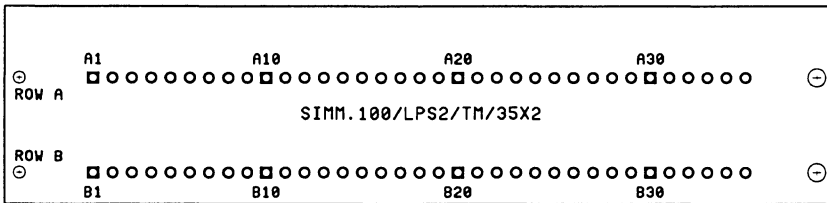
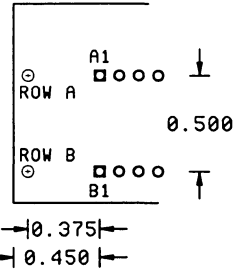
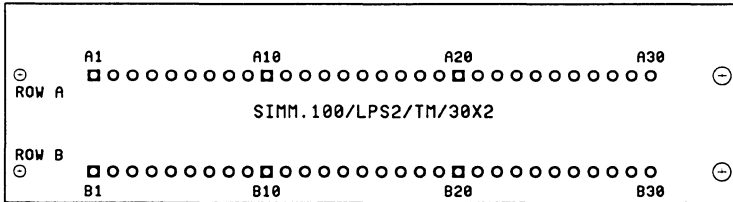


LIBRARY	TM .100 SIMM SOCKET	PAGE
SIMM100T	FOOTPRINT LIBRARY	SIMM100T-1

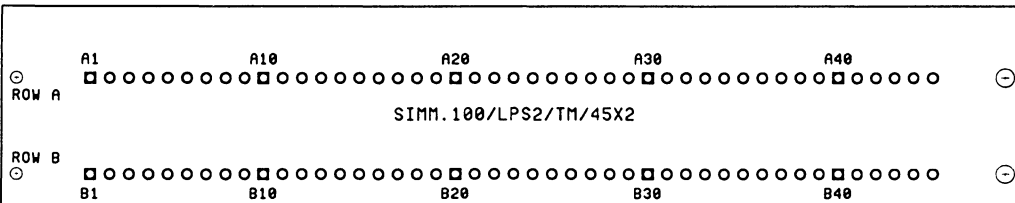
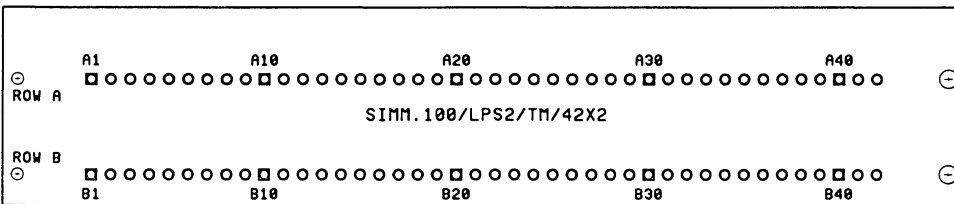
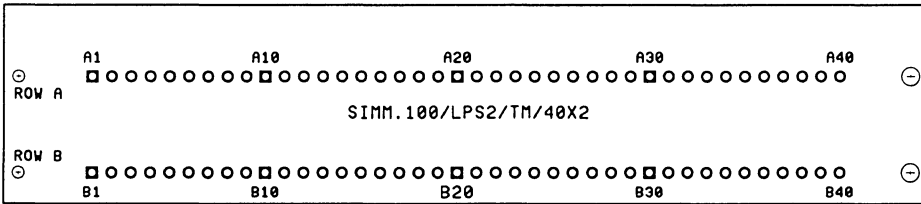
.100 SIMM SOCKETS

SIMM.100 / LOW PROFILE SKT DUALS / THRU MOUNT / PINS

PADSTACK : .062 PAD / .040 HOLE
ALIGNMENT : .062 & .095 PADLESS HOLE



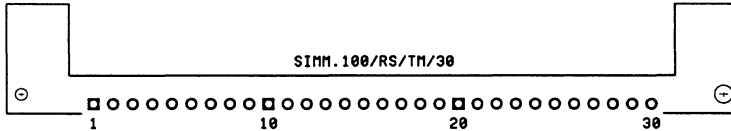
DUAL LOW PROFILE



LIBRARY	TM .100 SIMM SOCKET	PAGE
SIMM100T	FOOTPRINT LIBRARY	SIMM100T-2

.100 SIMM SOCKETS

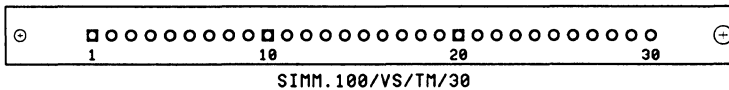
SIMM.100 / RT.ANGLE SKT / THRU MOUNT / PINS



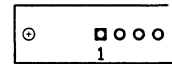
RIGHT ANGLE

SIMM.100 / VERTICAL SKT / THRU MOUNT / PINS

PADSTACK : .062 PAD / .040 HOLE
ALIGNMENT : .062 & .095 PADLESS HOLE

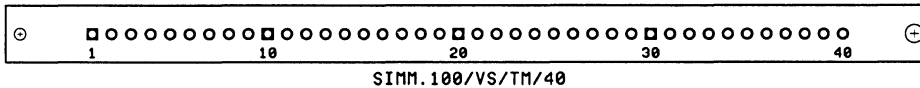
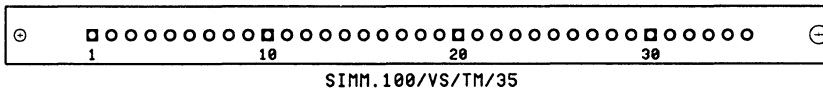


0.300

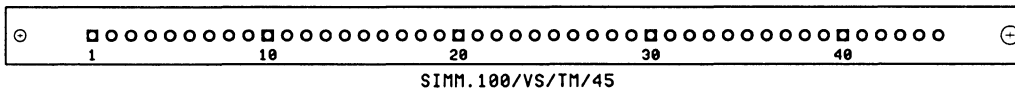
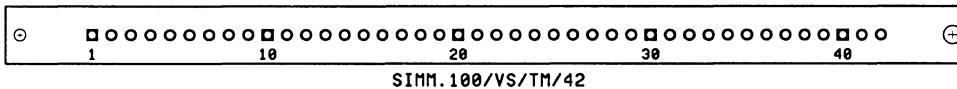


0.375

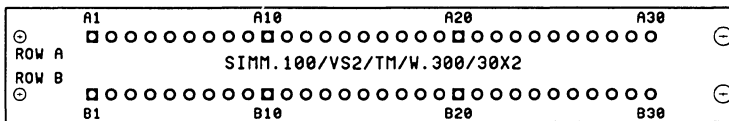
0.450



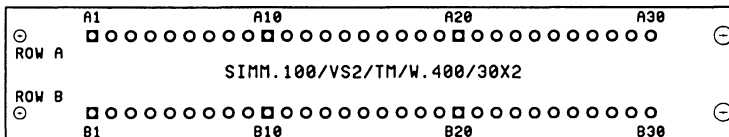
VERTICAL



SIMM.100 / VERTICAL SKT DUALS / THRU MOUNT / WIDTH / PINS



DUAL VERTICAL

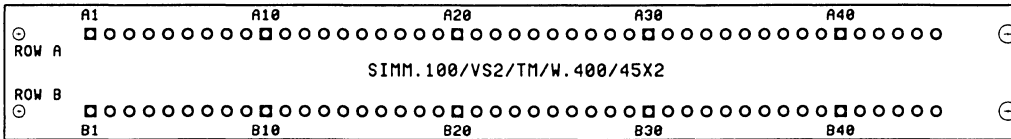
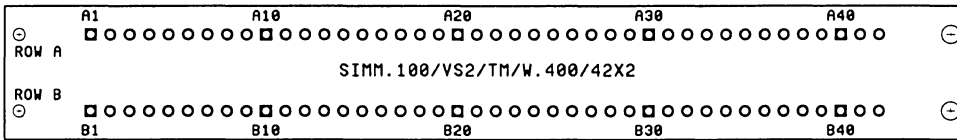
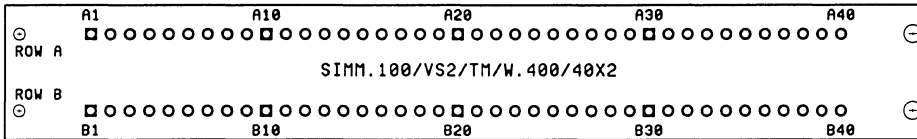
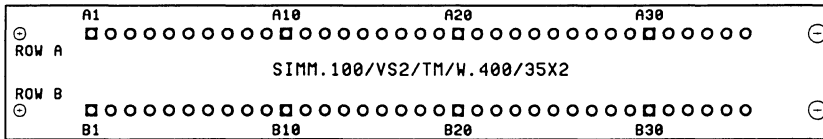
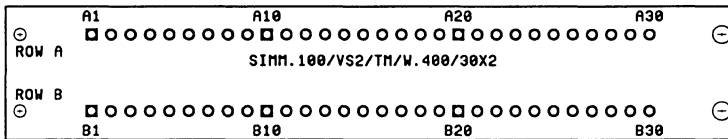
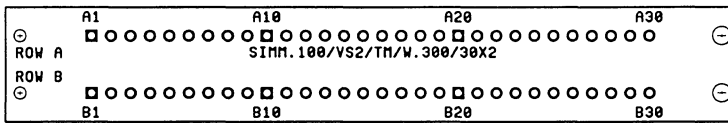
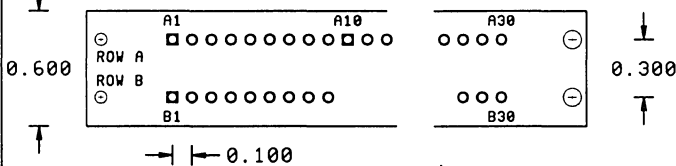


LIBRARY	TM .100 SIMM SOCKET	PAGE
SIMM100T	FOOTPRINT LIBRARY	SIMM100T-3

.100 SIMM SOCKETS

SIMM.100 / VERTICAL SKT DUALS / THRU MOUNT / PINS

$\leftarrow 0.450 \rightarrow$ PADSTACK : .062 PAD / .040 HOLE
 $\leftarrow 0.375 \rightarrow$ ALIGNMENT : .064 & .095 PADLESS HOLES



LIBRARY	TM .100 SIMM SOCKET	PAGE
SIMM100T	FOOTPRINT LIBRARY	SIMM100T-4

SIP

SIP	=	Single-In-Line Placement
SM, TM	=	Surface mount, thru-hole mount
L	=	Length
Number	=	Pin count
Help	-	Library HELP footprint available, turn on COMMENT layer

Surface Mount

Single-in-Line Pads

SIP/SM/L.475/8
SIP/SM/L.525/9
SIP/SM/L.575/10
SIP/SM/L.675/12

Dual-in-Line Pads

SIP/SM_DIL/L.475/16
SIP/SM_DIL/L.525/18
SIP/SM_DIL/L.575/20
SIP/SM_DIL/L.675/24

Thru-Hole Mount

SIP/TM/L.200/2
SIP/TM/L.300/3
SIP/TM/L.400/4
SIP/TM/L.500/5
SIP/TM/L.600/6
SIP/TM/L.700/7
SIP/TM/L.800/8
SIP/TM/L.900/9
SIP/TM/L.1.000/10
SIP/TM/L.1.100/11
SIP/TM/L.1.200/12

SIP

PADSTACK-SIP : .055 PAD /.034 HOLE
 PADSTACK - SIPSM DIL : .024 X .040
 PADSTACK - SIPSM : .024 X .100

□○○○○○○○ □□□□□ □□□□□□□□
 SIP SIPSM DIL SIPSM

□□	[□□□□□□□□]	[□□□□□□□□]
SIP/TM/L. 200/2	SIP/SM/L. 475/8	SIP/SM_DIL/L. 475/16
□□□	[□□□□□□□□]	[□□□□□□□□]
SIP/TM/L. 300/3	SIP/SM/L. 525/9	SIP/SM_DIL/L. 525/18
□□□□	[□□□□□□□□]	[□□□□□□□□]
SIP/TM/L. 400/4	SIP/SM/L. 575/10	SIP/SM_DIL/L. 575/20
□□□□□	[□□□□□□□□]	[□□□□□□□□]
SIP/TM/L. 500/5	SIP/SM/L. 675/12	SIP/SM_DIL/L. 675/24
□□□□□□		
SIP/TM/L. 600/6		
□□□□□□□		
SIP/TM/L. 700/7		
□□□□□□□□		
SIP/TM/L. 800/8		
□□□□□□□□□		
SIP/TM/L. 900/9		
□□□□□□□□□□		
SIP/TM/L1. 000/10		
□□□□□□□□□□□		
SIP/TM/L1. 100/11		
□□□□□□□□□□□□		
SIP/TM/L1. 200/12		

LIBRARY	SIP	PAGE
SIP	FOOTPRINT LIBRARY	SIP-1









SM

SM	=	Surface Mount Discretes
/ Specifier	=	Chip Cap, Tantalum Cap., Diodes, Inductor, Resistor, SC & SOT
Help	-	Library HELP footprint available, turn on COMMENT layer

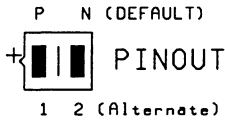
SM/_DPAK	SM/D_2309	SM/L_0805	SM/SOT143_CBEE
	SM/D_2309_12	SM/L_1110	SM/SOT143_CEBE
	SM/D_2309_21	SM/L_1206	
SM/_SMB	SM/D_MLL34	SM/L_1210	SM/SOT223_1234
	SM/D_MLL34_12	SM/L_1212	SM/SOT223_ACNC
SM/C_0402	SM/D_MLL34_21	SM/L_1614	SM/SOT223_BCEC
SM/C_0504	SM/D_MLL41	SM/L_1806	SM/SOT223_DGSG
SM/C_0603	SM/D_MLL41_12	SM/L_1812	SM/SOT223_GDSD
SM/C_0805	SM/D_MLL41_21	SM/L_2015	SM/SOT223_SDGD
SM/C_1206	SM/D_SOD87	SM/L_2220	
SM/C_1210	SM/D_SOD87_12	SM/L_3312	SM/SOT23_123
SM/C_1812	SM/D_SOD87_21		SM/SOT23_231
SM/C_1825			SM/SOT23_312
		SM/R_0402	SM/SOT23_BCE
		SM/R_0603	SM/SOT23_BEC
SM/CT_3216	SM/DO213AA	SM/R_0805	SM/SOT23_CBE
SM/CT_3216_12	SM/DO213AA_12	SM/R_1206	SM/SOT23_DGS
SM/CT_3528	SM/DO213AA_21	SM/R_1210	SM/SOT23_DSG
SM/CT_3528_12	SM/DO213AB	SM/R_2010	SM/SOT23_EBC
SM/CT_6032	SM/DO213AB_12	SM/R_2512	SM/SOT23_ECB
SM/CT_6032_12	SM/DO213AB_21		SM/SOT23_GDS
SM/CT_7343	SM/DO213AC	SM/SC59_123	SM/SOT23_GSD
SM/CT_7343_12	SM/DO213AC_12	SM/SC59_BEC	SM/SOT23_SDG
	SM/DO213AC_21	SM/SC59_EBC	SM/SOT23_SGD
	SM/DO214AA	SM/SC59_ECB	
SM/D_0805	SM/DO214AA_12		
SM/D_0805_12	SM/DO214AA_21	SM/SC70_123	SM/SOT89_123
SM/D_0805_21	SM/DO214AB	SM/SC70_BEC	SM/SOT89_1X3
SM/D_1206	SM/DO214AB_12	SM/SC70_EBC	SM/SOT89_EBC
SM/D_1206_12	SM/DO214AB_21	SM/SC70_ECB	SM/SOT89_SDG
SM/D_1206_21	SM/DO214AC		
SM/D_1406	SM/DO214AC_12		
SM/D_1406_12	SM/DO214AC_21	SM/SOT143_1234	
SM/D_1406_21		SM/SOT143_BCEC	









SURFACE MOUNT DISCRETES

CHIP CAPS

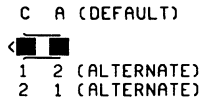
-  SM/C_0402
-  SM/C_0504
-  SM/C_0603
-  SM/C_0805
-  SM/C_1206
-  SM/C_1210
-  SM/C_1812
-  SM/C_1825








































TANTALUM CAPS



- | P, N | 1, 2 | |
|--|---|--|
|  SM/CT_3216 |  SM/CT_3216_12 | |
|  SM/CT_3528 |  SM/CT_3528_12 | |
|  SM/CT_6032 |  SM/CT_6032_12 | |
|  SM/CT_7343 |  SM/CT_7343_12 | |

DIODES



- | C, A | 1, 2 | 2, 1 |
|--|---|---|
|  SM/D0213AA |  SM/D0213AA_12 |  SM/D0213AA_21 |
|  SM/D0213AB |  SM/D0213AB_12 |  SM/D0213AB_21 |
|  SM/D0213AC |  SM/D0213AC_12 |  SM/D0213AC_21 |
|  SM/D0214AA |  SM/D0214AA_12 |  SM/D0214AA_21 |
|  SM/D0214AB |  SM/D0214AB_12 |  SM/D0214AB_21 |
|  SM/D0214AC |  SM/D0214AC_12 |  SM/D0214AC_21 |
|  SM/D_0805 |  SM/D_0805_12 |  SM/D_0805_21 |
|  SM/D_1206 |  SM/D_1206_12 |  SM/D_1206_21 |
|  SM/D_1406 |  SM/D_1406_12 |  SM/D_1406_21 |
|  SM/D_2309 |  SM/D_2309_12 |  SM/D_2309_21 |
|  SM/D_MLL34 |  SM/D_MLL34_12 |  SM/D_MLL34_21 |
|  SM/D_MLL41 |  SM/D_MLL41_12 |  SM/D_MLL41_21 |
|  SM/D_S0D87 |  SM/D_S0D87_12 |  SM/D_S0D87_21 |

LIBRARY	SURFACE MOUNT DISCRETE	PAGE
SM	FOOTPRINT LIBRARY	SM-1

SURFACE MOUNT DISCRETES

INDUCTORS

RESISTORS

SC 59,70

SOT 23,89,143,223

MISC.



SM/L_0805



SM/L_1110



SM/L_1206



SM/L_1210



SM/L_1212



SM/L_1614



SM/L_1806



SM/L_1812



SM/L_2015



SM/L_2220



SM/L_3312



SM/R_6402



SM/R_0603



SM/R_0805



SM/R_1206



SM/R_1210



SM/R_2010



SM/R_2512



SM/SC59_123



SM/SC59_BEC



SM/SC59_EBC



SM/SC59_ECB



SM/SC70_123



SM/SC70_BEC



SM/SC70_EBC



SM/SC70_ECB



SM/SOT23_123



SM/SOT23_231



SM/SOT23_312



SM/SOT23_BCE



SM/SOT23_BEC



SM/SOT23_CBE



SM/SOT23_CEB



SM/SOT23_DGS



SM/SOT23_DSG



SM/SOT23_EBC



SM/SOT23_ECB



SM/SOT23_GDS



SM/SOT23_GSD



SM/SOT23_SDG



SM/SOT23_SGD



SM/SOT89_123



SM/SOT89_1X3



SM/SOT89_EBC



SM/SOT89_SDG



SM/SOT143_1234



SM/SOT143_BCEC



SM/SOT143_CBEC



SM/SOT143_CEBE



SM/SOT223_1234



SM/SOT223_ACNC



SM/SOT223_BCEC



SM/SOT223_GDSD



SM/SOT223_SGD


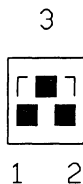


SM/_DPAK



SM/_SHB

SOT PINOUT CONFIGURATION



LIBRARY	SURFACE MOUNT DISCRETE	PAGE
SM	FOOTPRINT LIBRARY	SM-2

SOG

SOG	=	SM SO Gull-Wing Families including SOIC, SOP, TSOP.....
SOG + Value	=	SOG + pitch
Number	=	Pin Count
WG	=	Width between opposing gull lead ends
L	=	Length
Pinout Standard	-	DIP
Help	-	Library HELP footprint available, turn on COMMENT layer

.025 Pitch

SOG.025/28/WG.420/L.375
SOG.025/28/WG.420/L.400
SOG.025/48/WG.420/L.600
SOG.025/48/WG.420/L.625
SOG.025/48/WG.420/L.650
SOG.025/56/WG.420/L.700
SOG.025/56/WG.420/L.725

.050 Pitch

SOG.050/10/WG.275/L.350
SOG.050/12/WG.275/L.350
SOG.050/14/WG.244/L.325
SOG.050/14/WG.244/L.350
SOG.050/14/WG.244/L.375
SOG.050/14/WG.275/L.450
SOG.050/14/WG.420/L.350
SOG.050/14/WG.420/L.375
SOG.050/16/WG.244/L.375
SOG.050/16/WG.244/L.400
SOG.050/16/WG.244/L.425
SOG.050/16/WG.350/L.450
SOG.050/16/WG.420/L.400
SOG.050/16/WG.420/L.425
SOG.050/18/WG.350/L.550
SOG.050/20/WG.350/L.550
SOG.050/20/WG.420/L.500

SOG.050/20/WG.420/L.525
SOG.050/20/WG.420/L.550
SOG.050/22/WG.425L.650
SOG.050/24/WG.420/L.600
SOG.050/24/WG.420/L.625
SOG.050/24/WG.425L.650
SOG.050/24/WG.480/L.600
SOG.050/24/WG.480/L.625
SOG.050/28/WG.420/L.700
SOG.050/28/WG.420/L.725
SOG.050/28/WG.480/L.700
SOG.050/28/WG.480/L.725
SOG.050/28/WG.500/L.750
SOG.050/30/WG.500/L.850
SOG.050/32/WG.420/L.800
SOG.050/32/WG.420/L.825
SOG.050/32/WG.420/L.850
SOG.050/32/WG.480/L.825
SOG.050/32/WG.480/L.850
SOG.050/32/WG.575/L.850
SOG.050/36/WG.575/L.950
SOG.050/38/WG.480/L.900
SOG.050/38/WG.480/L.925
SOG.050/40/WG.650/L1.100
SOG.050/42/WG.650/L1.100
SOG.050/44/WG.642/L1.150
SOG.050/6/WG.275/L.250
SOG.050/8/WG.244/L.175
SOG.050/8/WG.244/L.200
SOG.050/8/WG.244/L.225

SOG.050/8/WG.275/L.250
SOG.050/8/WG.420/L.200
SOG.050/8/WG.420/L.225

.30 mm Pitch

SOG.30M/36/WG20.20/L6.20
SOG.30M/52/WG20.20/L8.20
SOG.30M/64/WG20.20/L10.20
SOG.30M/76/WG20.20/L12.20

.40 mm Pitch

SOG.40M/24/WG16.20/L6.40
SOG.40M/28/WG18.20/L6.20
SOG.40M/40/WG18.20/L8.20
SOG.40M/48/WG18.20/L10.20
SOG.40M/60/WG18.20/L12.20

.50 mm Pitch

SOG.50M/32/WG16.20/L8.20
SOG.50M/32/WG20.20/L8.25
SOG.50M/40/WG16.20/L10.20
SOG.50M/40/WG20.20/L10.60
SOG.50M/48/WG16.20/L12.20
SOG.50M/48/WG8.40/L12.70
SOG.50M/48/WG8.40/L13.33
SOG.50M/56/WG20.20/L14.60

SOG.50M/56/WG8.40/L13.97

SOG.50M/56/WG8.40/L14.60

.65 mm Pitch

SOG.65M/14/WG8.20/L6.35

SOG.65M/14/WG8.20/L6.98

SOG.65M/16/WG14.20/L6.20

SOG.65M/16/WG8.20/L6.35

SOG.65M/16/WG8.20/L6.99

SOG.65M/20/WG8.20/L6.98

SOG.65M/20/WG8.20/L7.62

SOG.65M/24/WG14.20/L7.80

SOG.65M/24/WG8.20/L8.25

SOG.65M/24/WG8.20/L8.90

SOG.65M/28/WG14.20/L9.80

SOG.65M/28/WG8.20/L10.16

SOG.65M/28/WG8.20/L10.80

SOG.65M/30/WG8.20/L10.16

SOG.65M/30/WG8.20/L10.80

SOG.65M/36/WG14.20/L11.80

SOG.65M/38/WG8.20/L12.70

SOG.65M/38/WG8.20/L13.33

SOG.65M/8/WG8.20/L3.17

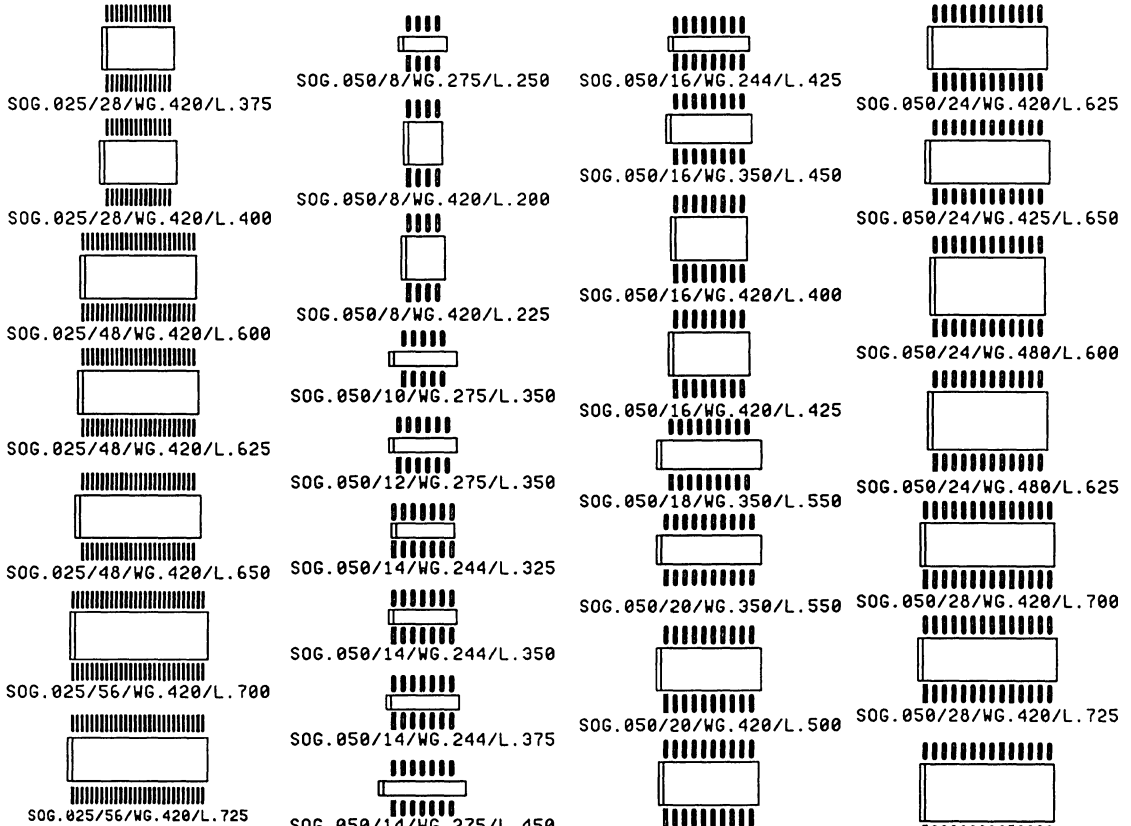
SOG.65M/8/WG8.20/L3.80

.80 mm Pitch

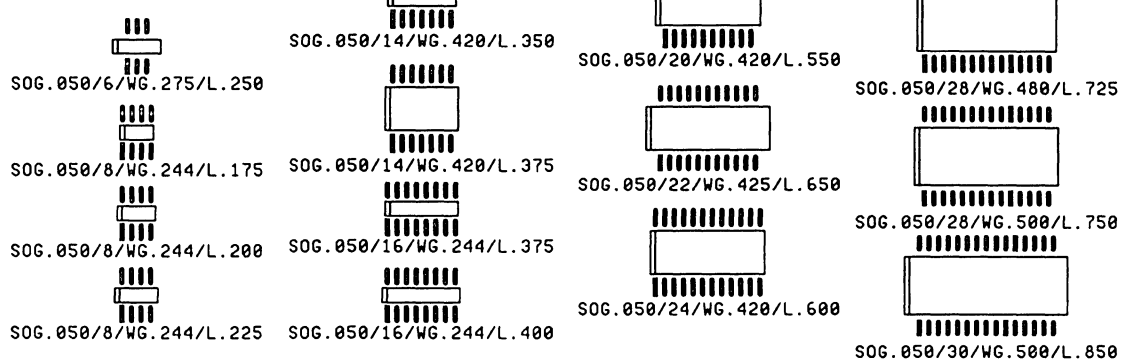
SOG.80M/64/WG14.50/L26.43

SO GULL-WING FAMILIES

.025 PITCH

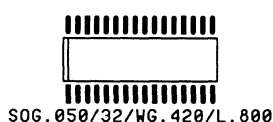


.050 PITCH

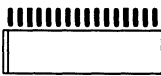


LIBRARY	SO GULL-WING FAMILY	PAGE
SOG	FOOTPRINT LIBRARY	SOG-1

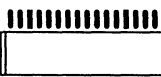
SO GULL-WING FAMILIES



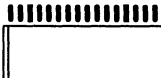
SOG.050/32/WG.420/L.800



SOG.050/32/WG.420/L.825



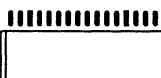
SOG.050/32/WG.420/L.850



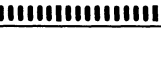
SOG.050/32/WG.480/L.825



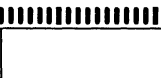
SOG.050/32/WG.480/L.850



SOG.050/32/WG.575/L.850



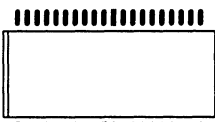
SOG.050/36/WG.575/L.950



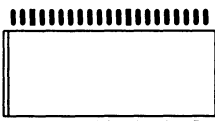
SOG.050/38/WG.480/L.900




SOG.050/38/WG.480/L.925



SOG.050/40/WG.650/L1.100



SOG.050/42/WG.650/L1.100



SOG.050/44/WG.642/L1.150

METRIC .3MM



SOG.30M/36/WG20.20/L6.20



SOG.30M/52/WG20.20/L8.20



SOG.30M/64/WG20.20/L10.20



SOG.30M/76/WG20.20/L12.20

METRIC .4MM



SOG.40M/24/WG16.20/L6.40



SOG.40M/28/WG18.20/L6.20



SOG.40M/40/WG18.20/L8.20



SOG.40M/48/WG18.20/L10.20



SOG.40M/60/WG18.20/L12.20



SOG.50M/32/WG16.20/L8.20



SOG.50M/48/WG16.20/L10.60



SOG.50M/48/WG16.20/L12.20



SOG.50M/48/WG8.40/L12.70



SOG.50M/48/WG8.40/L13.33



SOG.50M/56/WG20.20/L14.60



SOG.50M/56/WG8.40/L13.97























SOG.50M/56/WG8.40/L14.60

SOG.50M/32/WG20.20/L8.25


LIBRARY	SO GULL-WING FAMILY	PAGE
SOG	FOOTPRINT LIBRARY	SOG-2

SO GULL-WING FAMILIES

- 
- SOG.65M/8/WG8.20/L3.80
- 
- SOG.65M/8/WG8.20/L3.17
- 
- SOG.65M/14/WG8.20/L6.35
- 
- SOG.65M/14/WG8.20/L6.98
- 
- SOG.65M/16/WG14.20/L6.20
- 
- SOG.65M/16/WG8.20/L6.35
- 
- SOG.65M/16/WG8.20/L6.99
- 
- SOG.65M/20/WG8.20/L6.98
- 
- SOG.65M/20/WG8.20/L7.62
- 
- SOG.65M/24/WG14.20/L7.80
- 
- SOG.65M/24/WG8.20/L8.25
- 
- SOG.65M/24/WG8.20/L8.90

- 
- SOG.65M/28/WG14.20/L9.80
- 
- SOG.65M/28/WG8.20/L10.16
- 
- SOG.65M/28/WG8.20/L10.80
- 
- SOG.65M/30/WG8.20/L10.16
- 
- SOG.65M/30/WG8.20/L10.80
- 
- SOG.65M/36/WG14.20/L11.80
- 
- SOG.65M/38/WG8.20/L12.70
- 
- SOG.65M/38/WG8.20/L13.33

.80 mm PITCH

- 
- SOG.80M/64/WG14.50/L26.43

LIBRARY	SO GULL-WING FAMILY	PAGE
SOG	FOOTPRINT LIBRARY	SOG-3

SOJ

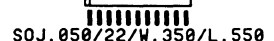



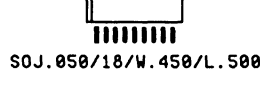
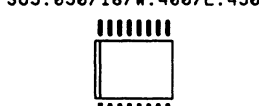
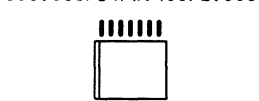
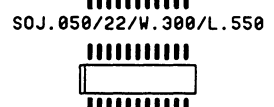
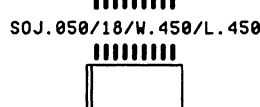
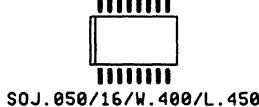
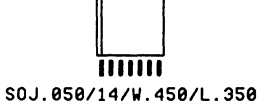
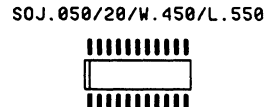
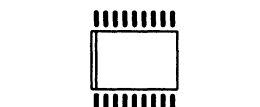
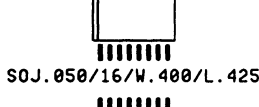
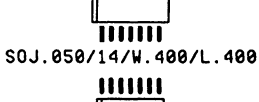
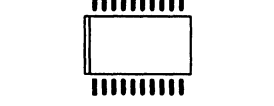
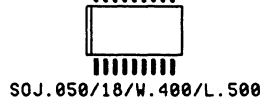
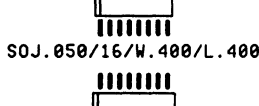
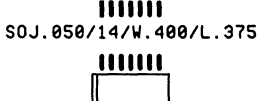

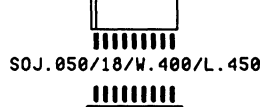
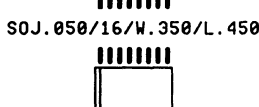
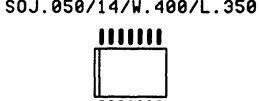
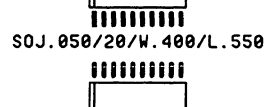
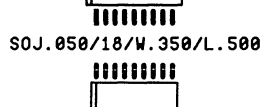

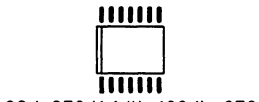
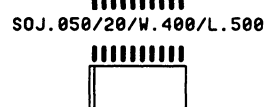
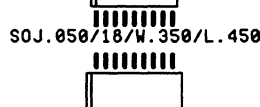
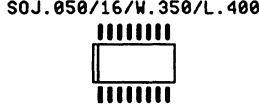
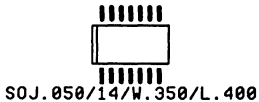

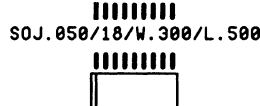

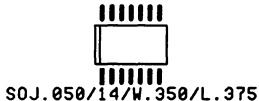
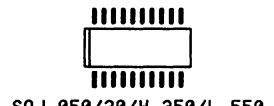


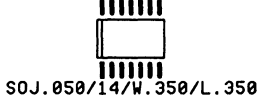


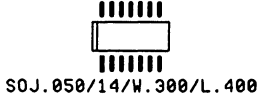
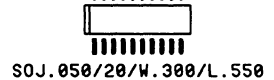
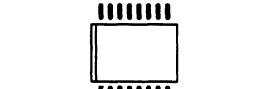

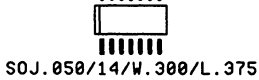

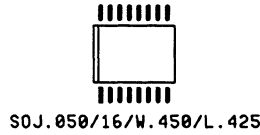
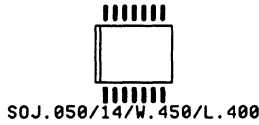
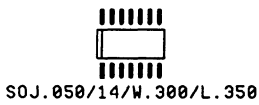
SOJ	=	SM SO J-Lead Family
SOJ + Value	=	SOJ + pitch
Number	=	Pin count
WB	=	Body width
L	=	Length
SS	=	Surface mount socket
Pinout Standard	-	DIP
Help	-	Library HELP footprint available, turn on COMMENT layer

.050 Pitch

SOJ.050/14/WB.300/L.350	SOJ.050/18/WB.450/L.500	SOJ.050/26/WB.350/L.650
SOJ.050/14/WB.300/L.375	SOJ.050/20/WB.300/L.450	SOJ.050/26/WB.350/L.700
SOJ.050/14/WB.300/L.400	SOJ.050/20/WB.300/L.500	SOJ.050/26/WB.400/L.650
SOJ.050/14/WB.350/L.350	SOJ.050/20/WB.350/L.500	SOJ.050/26/WB.400/L.700
SOJ.050/14/WB.350/L.375	SOJ.050/20/WB.350/L.550	SOJ.050/26/WB.450/L.650
SOJ.050/14/WB.350/L.400	SOJ.050/20/WB.400/L.500	SOJ.050/26/WB.450/L.700
SOJ.050/14/WB.400/L.350	SOJ.050/20/WB.400/L.550	SOJ.050/28/SS
SOJ.050/14/WB.400/L.375	SOJ.050/20/WB.450/L.500	SOJ.050/28/WB.300/L.700
SOJ.050/14/WB.400/L.400	SOJ.050/20/WB.450/L.550	SOJ.050/28/WB.300/L.750
SOJ.050/14/WB.450/L.350	SOJ.050/22/WB.300/L.550	SOJ.050/28/WB.350/L.700
SOJ.050/14/WB.450/L.375	SOJ.050/22/WB.300/L.600	SOJ.050/28/WB.350/L.750
SOJ.050/14/WB.450/L.400	SOJ.050/22/WB.350/L.550	SOJ.050/28/WB.400/L.700
SOJ.050/16/WB.300/L.400	SOJ.050/22/WB.350/L.600	SOJ.050/28/WB.400/L.750
SOJ.050/16/WB.300/L.425	SOJ.050/22/WB.400/L.550	SOJ.050/28/WB.450/L.700
SOJ.050/16/WB.300/L.450	SOJ.050/22/WB.400/L.600	SOJ.050/28/WB.450/L.750
SOJ.050/16/WB.350/L.400	SOJ.050/22/WB.450/L.550	SOJ.050/32/SS
SOJ.050/16/WB.350/L.425	SOJ.050/22/WB.450/L.600	SOJ.050/32/WB.300/L.800
SOJ.050/16/WB.350/L.450	SOJ.050/24/WB.300/L.600	SOJ.050/32/WB.300/L.850
SOJ.050/16/WB.400/L.400	SOJ.050/24/WB.300/L.625	SOJ.050/32/WB.400/L.800
SOJ.050/16/WB.400/L.425	SOJ.050/24/WB.300/L.650	SOJ.050/32/WB.400/L.850
SOJ.050/16/WB.400/L.450	SOJ.050/24/WB.350/L.600	SOJ.050/34/WB.400/L.850
SOJ.050/16/WB.450/L.400	SOJ.050/24/WB.350/L.625	SOJ.050/34/WB.400/L.900
SOJ.050/16/WB.450/L.425	SOJ.050/24/WB.350/L.650	SOJ.050/36/WB.400/L.900
SOJ.050/16/WB.450/L.450	SOJ.050/24/WB.400/L.600	SOJ.050/36/WB.400/L.950
SOJ.050/18/WB.300/L.450	SOJ.050/24/WB.400/L.625	SOJ.050/40/SS
SOJ.050/18/WB.300/L.500	SOJ.050/24/WB.400/L.650	SOJ.050/40/WB.400/L1.000
SOJ.050/18/WB.350/L.450	SOJ.050/24/WB.450/L.600	SOJ.050/40/WB.400/L1.050
SOJ.050/18/WB.350/L.500	SOJ.050/24/WB.450/L.625	SOJ.050/42/WB.400/L1.050
SOJ.050/18/WB.400/L.450	SOJ.050/24/WB.450/L.650	SOJ.050/42/WB.400/L1.100
SOJ.050/18/WB.400/L.500	SOJ.050/25/WB.300/L.700	SOJ.050/44/WB.400/L1.100
SOJ.050/18/WB.450/L.450	SOJ.050/26-6/WB.300/L.650	SOJ.050/44/WB.400/L1.150
SOJ.050/18/WB.450/L.500	SOJ.050/26-6/WB.300/L.700	
SOJ.050/18/WB.450/L.550	SOJ.050/26/WB.300/L.650	

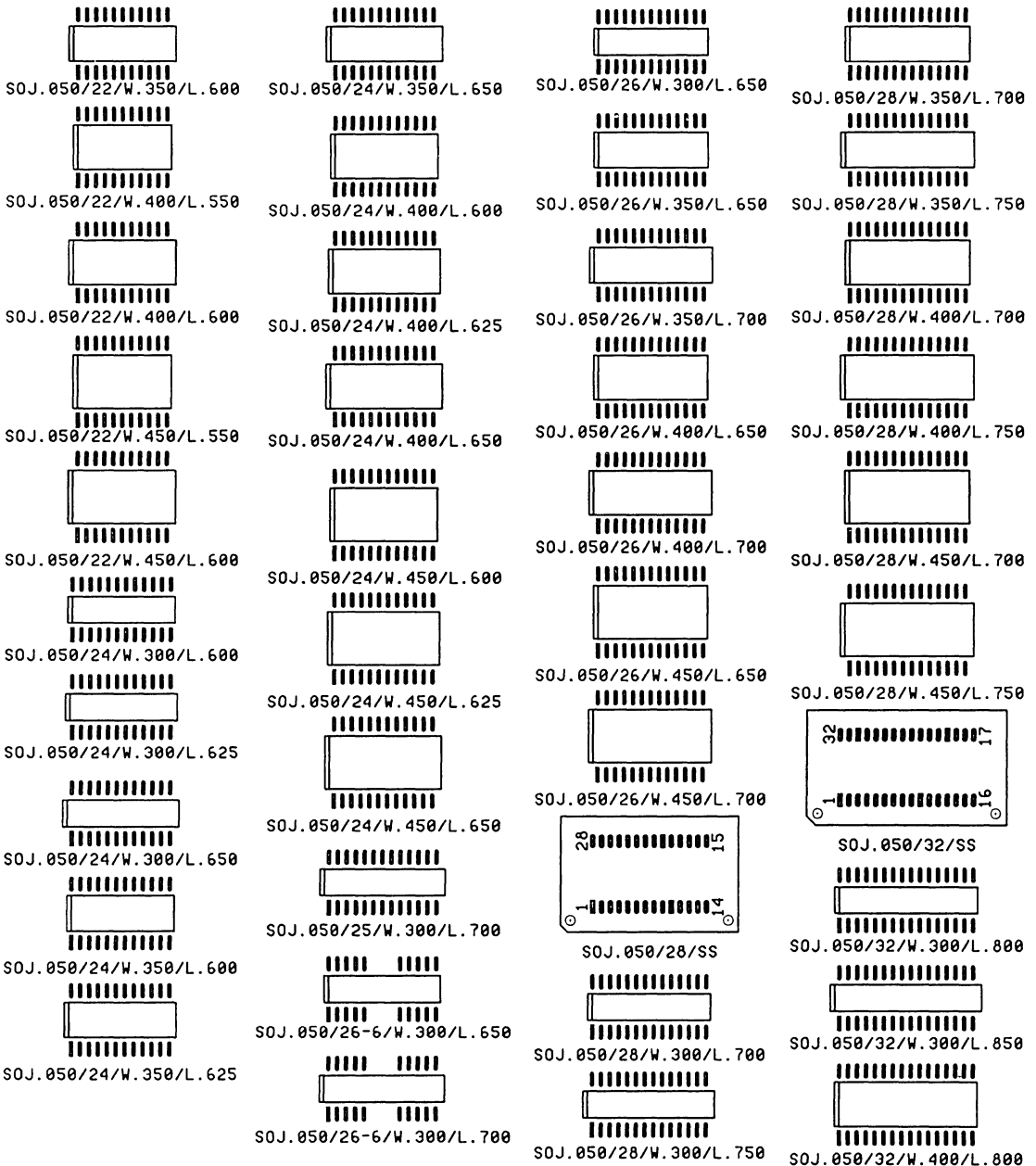
SO J-LEAD FAMILY

.050 PITCH



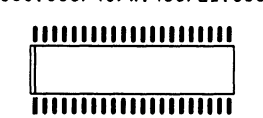
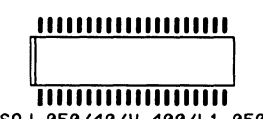
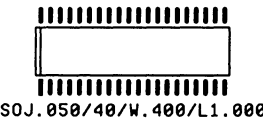
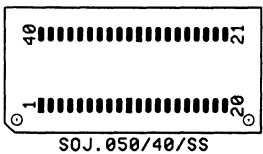
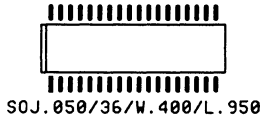
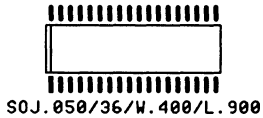

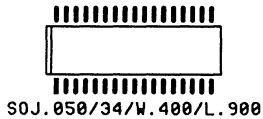
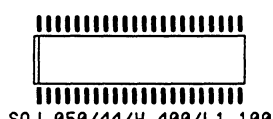
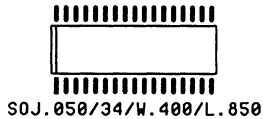
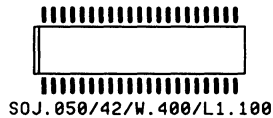
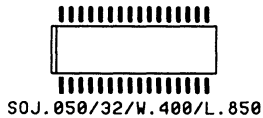
LIBRARY	SO J-LEAD FAMILY	PAGE
SOJ	FOOTPRINT LIBRARY	SOJ-1

SO J-LEAD FAMILY



LIBRARY	SO J-LEAD FAMILY	PAGE
SOJ	FOOTPRINT LIBRARY	SOJ-2

SO J-LEAD FAMILY



LIBRARY	SO J-LEAD FAMILY	PAGE
SOJ	FOOTPRINT LIBRARY	SOJ-3

TELE

TELE	=	Telecommunication Connectors
SM, TM + Number	=	Surface or thru-hole mount + distance to face of component
6 or 8 x Number	=	6 or 8 pin body width + pins utilized
_ALT	=	Alternate pinout
Pinout Standard	-	Telephone jack
Help	-	Library HELP footprint available, turn on COMMENT layer

SM Connectors

TELE/SM.310FACE/6X2
TELE/SM.310FACE/6X2_ALT
TELE/SM.310FACE/6X4
TELE/SM.310FACE/6X4_ALT
TELE/SM.310FACE/6X6
TELE/SM.310FACE/8X6
TELE/SM.310FACE/8X6_ALT
TELE/SM.310FACE/8X8

TELE/SM.420FACE/6X2
TELE/SM.420FACE/6X2_ALT
TELE/SM.420FACE/6X4
TELE/SM.420FACE/6X4_ALT
TELE/SM.420FACE/6X6
TELE/SM.420FACE/8X6
TELE/SM.420FACE/8X6_ALT
TELE/SM.420FACE/8X8

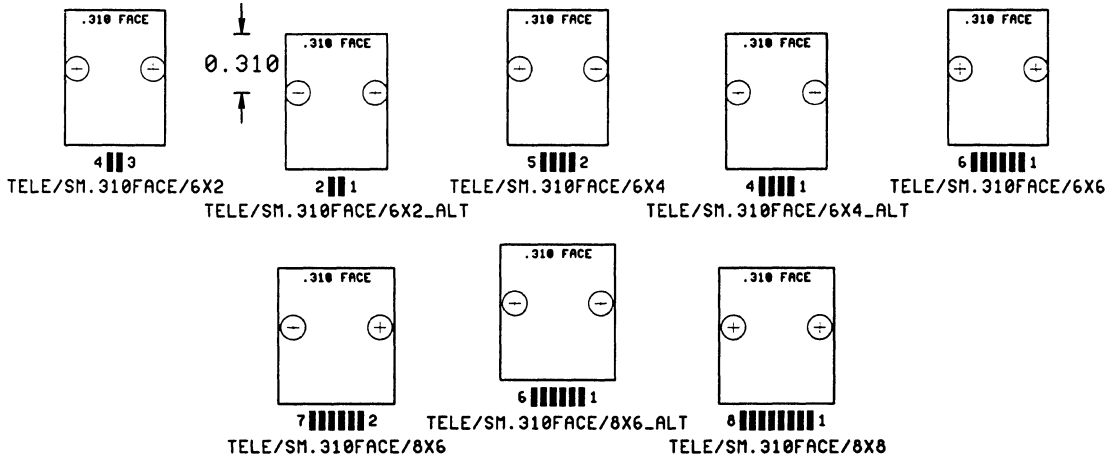
TM Connectors

TELE/TM.310FACE/6X2
TELE/TM.310FACE/6X2_ALT
TELE/TM.310FACE/6X4
TELE/TM.310FACE/6X4_ALT
TELE/TM.310FACE/6X6
TELE/TM.310FACE/8X6
TELE/TM.310FACE/8X6_ALT
TELE/TM.310FACE/8X8

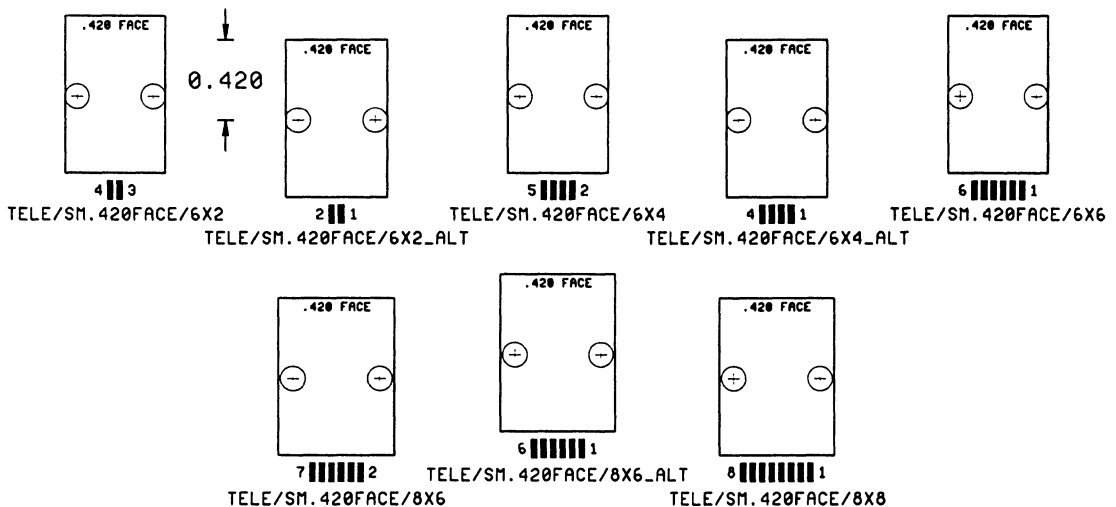
TELE/TM.420FACE/6X2
TELE/TM.420FACE/6X2_ALT
TELE/TM.420FACE/6X4
TELE/TM.420FACE/6X4_ALT
TELE/TM.420FACE/6X6
TELE/TM.420FACE/8X6
TELE/TM.420FACE/8X6_ALT
TELE/TM.420FACE/8X8

RT. ANGLE TELECOM CONNECTORS

.310 FACE SM CONNECTORS



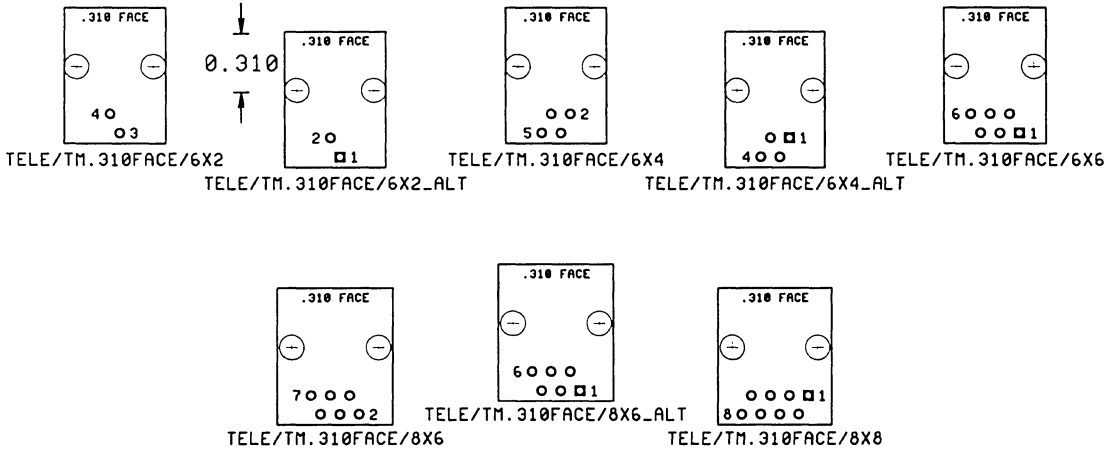
.420 FACE SM CONNECTORS



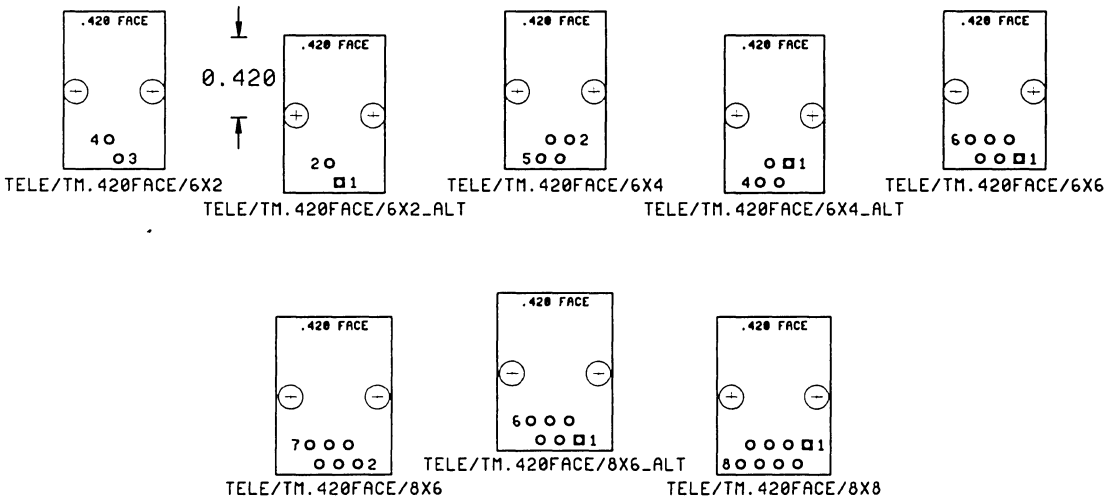
LIBRARY	TELECOMM CONNECTOR	PAGE
TELE	FOOTPRINT LIBRARY	TELE-1

RT. ANGLE TELECOMM CONNECTORS

.310 FACE TM CONNECTORS



.420 FACE TM CONNECTORS



LIBRARY	TELECOMM CONNECTOR	PAGE
TELE	FOOTPRINT LIBRARY	TELE-2

TM - AXIAL

AX /	=	Non-polarized Thru-hole Mount Axial-Leaded Discretes
Number x Number	=	Hole-to-hole length by diameter
Trailing Number	=	Hole diameter
AX / MIL Number	=	MIL types
Help	-	Library HELP footprint available, turn on COMMENT layer

AX/.300X.100/.028	AX/.500X.200/.034	AX/.650X.200/.058	AX/.875X.300/.037
AX/.300X.100/.031	AX/.500X.200/.037	AX/.650X.225/.037	AX/.875X.325/.034
AX/.325X.100/.031	AX/.500X.200/.040	AX/.650X.250/.031	AX/.875X.325/.037
AX/.350X.100/.031	AX/.525X.100/.031	AX/.675X.175/.040	AX/.875X.350/.034
AX/.350X.100/.034	AX/.525X.125/.034	AX/.675X.200/.037	AX/.875X.350/.037
AX/.375X.100/.031	AX/.550X.100/.031	AX/.675X.200/.040	AX/.900X.175/.031
AX/.375X.100/.034	AX/.550X.125/.034	AX/.675X.225/.034	AX/.900X.225/.034
AX/.400X.100/.031	AX/.550X.150/.034	AX/.675X.225/.037	AX/.900X.225/.037
AX/.400X.100/.034	AX/.550X.150/.037	AX/.725X.150/.034	AX/.900X.225/.040
AX/.400X.125/.031	AX/.550X.175/.034	AX/.750X.150/.031	AX/.925X.225/.034
AX/.400X.125/.034	AX/.550X.200/.031	AX/.750X.150/.034	AX/.925X.225/.037
AX/.425X.100/.031	AX/.575X.150/.031	AX/.775X.200/.031	AX/.925X.225/.040
AX/.425X.100/.034	AX/.575X.150/.034	AX/.775X.200/.034	AX/.950X.325/.031
AX/.425X.150/.040	AX/.575X.150/.037	AX/.775X.200/.037	AX/.950X.325/.034
AX/.450X.100/.031	AX/.575X.175/.034	AX/.775X.200/.042	AX/.950X.400/.034
AX/.450X.100/.034	AX/.600X.100/.034	AX/.800X.200/.034	AX/.950X.400/.037
AX/.450X.125/.034	AX/.600X.175/.037	AX/.800X.200/.037	AX/.950X.450/.034
AX/.450X.150/.034	AX/.600X.200/.034	AX/.800X.200/.042	AX/.950X.450/.037
AX/.475X.100/.031	AX/.600X.200/.037	AX/.800X.250/.031	AX/.950X.675/.050
AX/.475X.100/.034	AX/.625X.100/.031	AX/.800X.250/.034	AX/.975X.275/.034
AX/.475X.125/.031	AX/.625X.100/.034	AX/.800X.325/.031	AX/.975X.275/.037
AX/.475X.125/.034	AX/.650X.150/.037	AX/.825X.200/.034	AX/.975X.275/.042
AX/.500X.100/.031	AX/.650X.150/.040	AX/.825X.200/.037	AX/.975X.300/.037
AX/.500X.100/.034	AX/.650X.175/.040	AX/.825X.200/.042	AX/1.000X.225/.034
AX/.500X.125/.034	AX/.650X.175/.042	AX/.850X.325/.034	AX/1.000X.300/.031
AX/.500X.150/.034	AX/.650X.200/.031	AX/.850X.325/.037	AX/1.000X.300/.034
AX/.500X.150/.037	AX/.650X.200/.034	AX/.850X.350/.034	AX/1.000X.300/.037
AX/.500X.175/.034	AX/.650X.200/.037	AX/.850X.350/.037	AX/1.000X.325/.034
AX/.500X.175/.037	AX/.650X.200/.040	AX/.875X.300/.034	AX/1.000X.325/.037

AX/1.000X.350/.034
AX/1.000X.350/.037
AX/1.000X.375/.034
AX/1.000X.375/.037
AX/1.000X.400/.034
AX/1.000X.400/.037
AX/1.025X.225/.037
AX/1.025X.300/.037
AX/1.100X.375/.034
AX/1.100X.675/.050
AX/1.125X.300/.037
AX/1.125X.350/.037
AX/1.200X.325/.034
AX/1.200X.325/.037
AX/1.200X.325/.050
AX/1.200X.350/.034
AX/1.200X.350/.037
AX/1.200X.350/.050
AX/1.200X.400/.034
AX/1.200X.400/.037
AX/1.200X.400/.050
AX/1.225X.325/.037
AX/1.250X.375/.037
AX/1.250X.375/.046
AX/1.250X.425/.037
AX/1.250X.500/.034
AX/1.250X.500/.037
AX/1.250X.500/.040
AX/1.275X.425/.034
AX/1.275X.425/.037
AX/1.300X.225/.031
AX/1.300X.375/.037
AX/1.300X.375/.046
AX/1.300X.400/.037
AX/1.325X.400/.034
AX/1.325X.675/.037
AX/1.325X.675/.046
AX/1.325X.675/.050
AX/1.325X.700/.037
AX/1.325X.700/.046
AX/1.350X.375/.037
AX/1.350X.375/.046
AX/1.350X.400/.037
AX/1.375X.200/.034
AX/1.400X.675/.037
AX/1.400X.675/.046
AX/1.400X.700/.037
AX/1.400X.700/.046

AX/1.425X.675/.050
AX/1.450X.675/.037
AX/1.450X.675/.046
AX/1.450X.700/.037
AX/1.450X.700/.046
AX/1.500X.500/.037
AX/1.500X.500/.040
AX/1.500X.650/.037
AX/1.500X.650/.040
AX/1.500X.675/.037
AX/1.500X.675/.046
AX/1.500X.700/.037
AX/1.500X.700/.046
AX/1.600X.300/.034
AX/1.625X.400/.034
AX/1.650X.300/.034
AX/1.650X.400/.037
AX/1.700X.325/.034
AX/1.775X.675/.050










































































































MIL Types

AX/RC05
AX/RC07
AX/RC20
AX/RC32
AX/RC42
AX/RCR05
AX/RCR07
AX/RCR20
AX/RCR32
AX/RCR42
AX/RLR05
AX/RLR05C
AX/RLR07
AX/RLR07C
AX/RLR20
AX/RLR20C
AX/RLR32C
AX/RLV30
AX/RLV31
AX/RN50
AX/RN50C
AX/RN50E
AX/RN55
AX/RN55C
AX/RN55D

AX/RN55E
AX/RN60
AX/RN60C
AX/RN60D
AX/RN60E
AX/RN65
AX/RN65C
AX/RN65E
AX/RNC50
AX/RNC50H
AX/RNC50J
AX/RNC55
AX/RNC55H
AX/RNC55J
AX/RNC60
AX/RNC60H
AX/RNC60J
AX/RNC65
AX/RNC65H
AX/RNC65J
AX/RNN55
AX/RNN57
AX/RNN60
AX/RNN65
AX/RNN70
AX/RNR55
AX/RNR57
AX/RNR60
AX/RNR65
AX/RNR70
AX/RW67
AX/RW67V
AX/RW68
AX/RW68V
AX/RW69
AX/RW69V
AX/RW70
AX/RW70U-F
AX/RW74
AX/RW74U-F
AX/RW78
AX/RW78U-F
AX/RW79
AX/RW79U-F
AX/RW80
AX/RW81

NON-POLARIZED AXIALS

AX / PAD-TO-PAD X DIAMETER / HOLE SIZE

 AX/.300X.100/.028	 AX/.500X.100/.031	 AX/.575X.150/.031	 AX/.650X.200/.058	 AX/.800X.200/.042
 AX/.300X.100/.031	 AX/.500X.100/.034	 AX/.575X.150/.034	 AX/.650X.225/.037	 AX/.800X.250/.031
 AX/.325X.100/.031	 AX/.500X.125/.034	 AX/.575X.150/.037	 AX/.650X.250/.031	 AX/.800X.250/.034
 AX/.350X.100/.031	 AX/.500X.150/.034	 AX/.575X.175/.034	 AX/.675X.175/.040	 AX/.800X.325/.031
 AX/.375X.100/.031	 AX/.500X.150/.037	 AX/.600X.100/.034	 AX/.675X.200/.037	 AX/.825X.200/.034
 AX/.375X.100/.034	 AX/.500X.175/.037	 AX/.600X.175/.037	 AX/.675X.200/.040	 AX/.825X.200/.037
 AX/.400X.100/.031	 AX/.500X.175/.037	 AX/.600X.200/.034	 AX/.675X.225/.034	 AX/.825X.200/.042
 AX/.400X.100/.034	 AX/.500X.200/.034	 AX/.600X.200/.037	 AX/.675X.225/.037	 AX/.825X.200/.037
 AX/.400X.125/.031	 AX/.500X.200/.037	 AX/.625X.100/.031	 AX/.675X.250/.037	 AX/.850X.325/.034
 AX/.400X.125/.034	 AX/.500X.200/.040	 AX/.625X.100/.034	 AX/.725X.150/.034	 AX/.850X.325/.037
 AX/.425X.100/.031	 AX/.525X.100/.031	 AX/.650X.150/.037	 AX/.750X.150/.031	 AX/.850X.350/.034
 AX/.425X.100/.034	 AX/.525X.125/.034	 AX/.650X.150/.040	 AX/.750X.150/.034	 AX/.850X.350/.037
 AX/.425X.150/.040	 AX/.550X.100/.031	 AX/.650X.175/.040	 AX/.775X.200/.031	 AX/.850X.350/.037
 AX/.450X.100/.031	 AX/.550X.125/.034	 AX/.650X.175/.042	 AX/.775X.200/.034	 AX/.850X.350/.037
 AX/.450X.100/.034	 AX/.550X.150/.034	 AX/.650X.200/.031	 AX/.775X.200/.037	 AX/.875X.300/.034
 AX/.450X.125/.034	 AX/.550X.150/.037	 AX/.650X.200/.034	 AX/.775X.200/.042	 AX/.875X.300/.037
 AX/.450X.150/.034	 AX/.550X.175/.034	 AX/.650X.200/.037	 AX/.800X.200/.034	 AX/.875X.325/.034
 AX/.475X.100/.031	 AX/.550X.200/.031	 AX/.650X.200/.040	 AX/.800X.200/.037	 AX/.875X.325/.037
 AX/.475X.100/.034	 AX/.550X.175/.034	 AX/.650X.200/.037	 AX/.800X.200/.034	 AX/.875X.325/.034
 AX/.475X.125/.031	 AX/.550X.200/.031	 AX/.650X.200/.040	 AX/.800X.200/.037	 AX/.875X.325/.037
 AX/.475X.125/.034	 AX/.550X.200/.031	 AX/.650X.200/.040	 AX/.800X.200/.037	 AX/.875X.325/.037

LIBRARY

TM AXIAL

PAGE


TM_AXIAL

FOOTPRINT LIBRARY


TM_AXIAL-1

NON-POLARIZED AXIALS


AX / PAD TO PAD X DIAMETER / HOLE SIZE



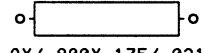
AX/.875X.325/.037




AX/.875X.350/.034




AX/.875X.350/.037




AX/.900X.175/.031




AX/.900X.225/.034




AX/.900X.225/.037




AX/.900X.225/.040




AX/.925X.225/.034




AX/.925X.225/.037




AX/.925X.225/.040




AX/.950X.325/.031




AX/.950X.325/.034




AX/.950X.400/.034




AX/.950X.400/.037




AX/.950X.450/.034



AX/.950X.450/.037




AX/.950X.675/.050




AX/.975X.275/.034




AX/.975X.275/.037




AX/.975X.275/.042




AX/.975X.300/.037




AX/1.000X.225/.034




AX/1.000X.300/.031




AX/1.000X.300/.034




AX/1.000X.300/.037




AX/1.000X.325/.034




AX/1.000X.325/.037




AX/1.000X.350/.034




AX/1.000X.350/.037




AX/1.000X.375/.034




AX/1.000X.375/.037




AX/1.000X.400/.034




AX/1.000X.400/.037



AX/1.025X.225/.037




AX/1.025X.300/.037




AX/1.100X.375/.034




AX/1.100X.675/.050




AX/1.125X.300/.037




AX/1.125X.350/.037




AX/1.200X.325/.034




AX/1.200X.325/.037



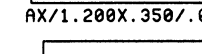
AX/1.200X.325/.050



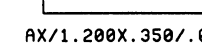
AX/1.200X.350/.034



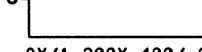
AX/1.200X.350/.037



AX/1.200X.350/.050




AX/1.200X.400/.034



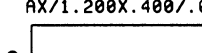
AX/1.200X.400/.037



AX/1.200X.400/.050



AX/1.225X.325/.037




AX/1.250X.375/.037


LIBRARY	TM AXIAL	PAGE
TM_AXIAL	FOOTPRINT LIBRARY	TM_AXIAL-2

NON-POLARIZED AXIALS


AX / PAD TO PAD X DIAMETER / HOLE SIZE




AX/1.250X.375/.046




AX/1.250X.425/.037




AX/1.250X.500/.034




AX/1.250X.500/.037



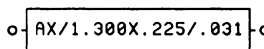
AX/1.250X.500/.040



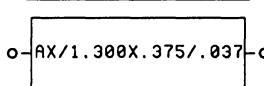
AX/1.275X.425/.034




AX/1.275X.425/.037



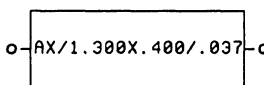
AX/1.300X.225/.031



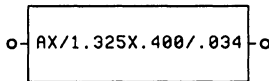
AX/1.300X.375/.037




AX/1.300X.375/.046




AX/1.300X.400/.037




AX/1.325X.400/.034



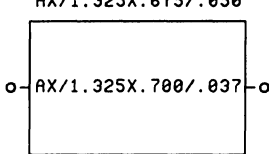
AX/1.325X.675/.037




AX/1.325X.675/.046



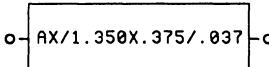
AX/1.325X.675/.050



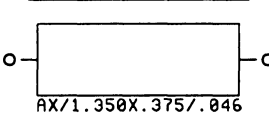
AX/1.325X.700/.037



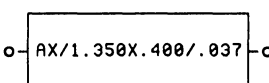
AX/1.325X.700/.046



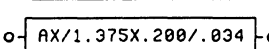
AX/1.350X.375/.037



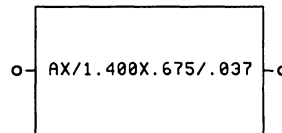
AX/1.350X.375/.046



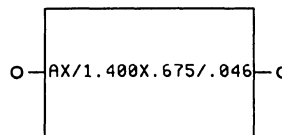
AX/1.350X.400/.037



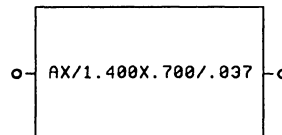
AX/1.375X.200/.034



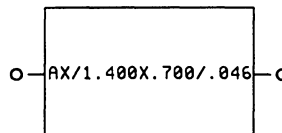
AX/1.400X.675/.037



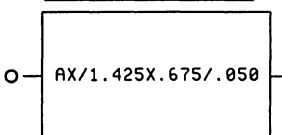
AX/1.400X.675/.046



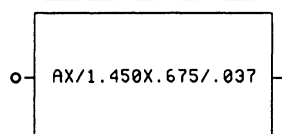
AX/1.400X.700/.037



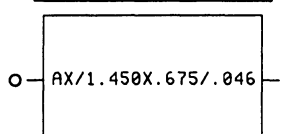
AX/1.400X.700/.046



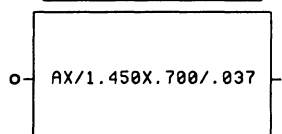
AX/1.425X.675/.050




AX/1.450X.675/.037



AX/1.450X.675/.046



AX/1.450X.700/.037

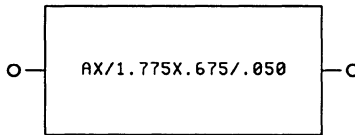

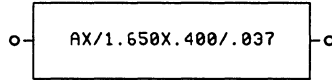
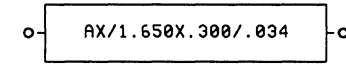
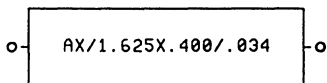
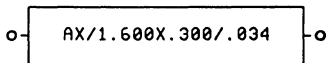
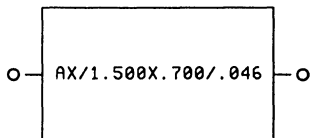
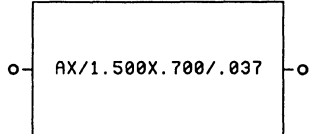
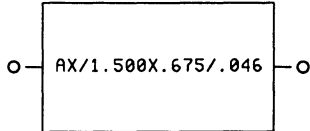
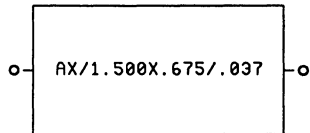

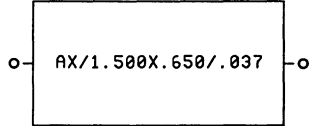
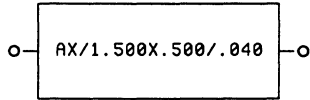
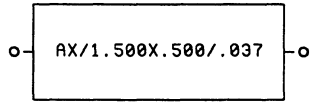


AX/1.450X.700/.046

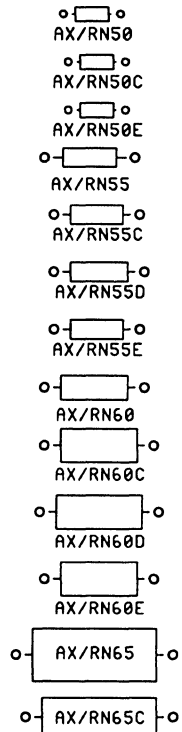
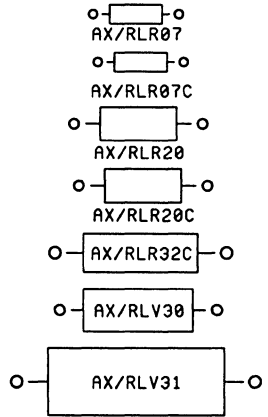
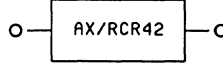
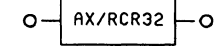
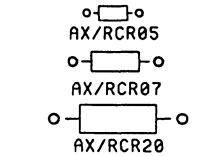
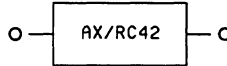
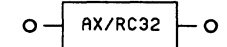
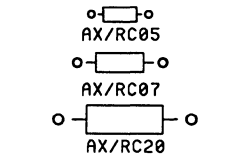
LIBRARY	TM AXIAL	PAGE
TM_AXIAL	FOOTPRINT LIBRARY	TM_AXIAL-3

NON-POLARIZED AXIALS

AX / PAD TO PAD X DIAMETER / HOLE SIZE
AX / MIL TYPE



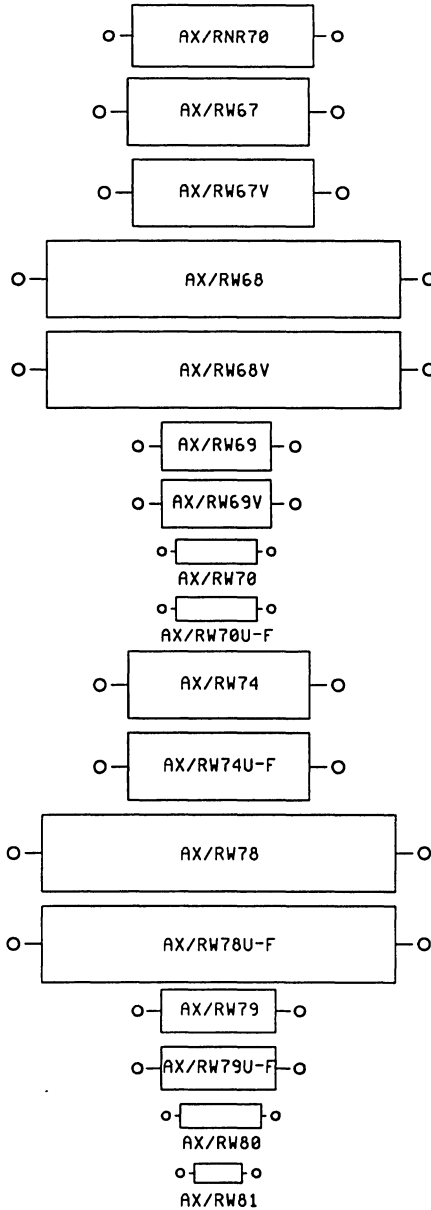
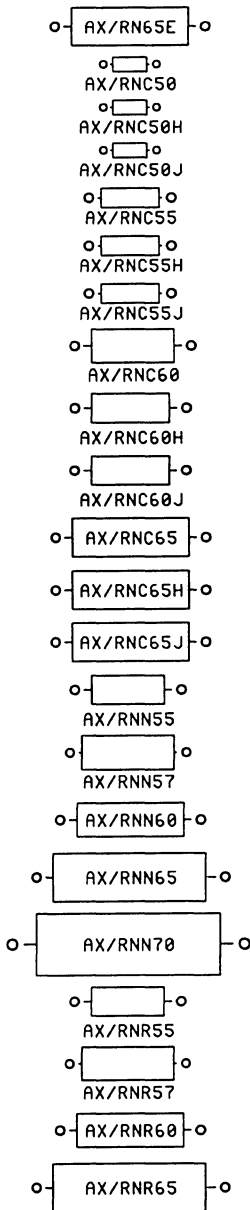
AXIALS - MIL



LIBRARY	TM AXIAL	PAGE
TM_AXIAL	FOOTPRINT LIBRARY	TM_AXIAL-4

NON-POLARIZED AXIALS

AX / MIL TYPE



LIBRARY	TM AXIAL	PAGE
TM_AXIAL	FOOTPRINT LIBRARY	TM_AXIAL-5

TM _ CAP _ P

TM_	=	Thru-hole mount		
CPAX	=	Polarized capacitor, axial	P (sq), N	default pinout
CPAX1	=	Polarized capacitor, axial	1 (sq) , 2	alternate pinout
Number x Number	=	Hole-to-hole length by diameter		
Trailing Number	=	Hole diameter		
CPCYL	=	Polarized capacitor, cylindrical	P (sq), N	default pinout
CPCYL1	=	Polarized capacitor, cylindrical	1 (sq), 2	alternate pinout
D	=	Diameter		
LS	=	Lead spacing		
Trailing Number	=	Hole diameter		
Help	-	Library HELP footprint available, turn on COMMENT layer		

CPAX/.575X.150/.031
CPAX/.600X.200/.034
CPAX/.625X.100/.031
CPAX/.650X.200/.031
CPAX/.650X.200/.034
CPAX/.650X.200/.037
CPAX/.675X.200/.037
CPAX/.675X.225/.034
CPAX/.675X.225/.037
CPAX/.725X.150/.034
CPAX/.750X.150/.031
CPAX/.750X.150/.034
CPAX/.775X.200/.031
CPAX/.775X.200/.034
CPAX/.775X.200/.037
CPAX/.800X.250/.034
CPAX/.800X.675/.050
CPAX/.850X.325/.034
CPAX/.850X.325/.037
CPAX/.850X.350/.034
CPAX/.850X.350/.037
CPAX/.875X.300/.034

CPAX/.875X.300/.037
CPAX/.875X.325/.034
CPAX/.875X.325/.037
CPAX/.875X.350/.034
CPAX/.875X.350/.037
CPAX/.900X.175/.031
CPAX/.950X.325/.034
CPAX/.950X.400/.034
CPAX/.950X.400/.037
CPAX/.950X.450/.034
CPAX/.950X.450/.037
CPAX/.950X.675/.050
CPAX/.975X.300/.037
CPAX/1.000X.225/.034
CPAX/1.000X.300/.031
CPAX/1.000X.300/.034
CPAX/1.000X.300/.037
CPAX/1.000X.325/.034
CPAX/1.000X.325/.037
CPAX/1.000X.350/.034
CPAX/1.000X.350/.037
CPAX/1.000X.375/.034

CPAX/1.000X.375/.037
CPAX/1.000X.400/.034
CPAX/1.000X.400/.037
CPAX/1.025X.225/.037
CPAX/1.025X.300/.037
CPAX/1.100X.375/.034
CPAX/1.100X.675/.050
CPAX/1.125X.300/.037
CPAX/1.125X.350/.037
CPAX/1.200X.325/.034
CPAX/1.200X.325/.037
CPAX/1.200X.350/.034
CPAX/1.200X.350/.037
CPAX/1.200X.400/.034
CPAX/1.200X.400/.037
CPAX/1.225X.325/.037
CPAX/1.250X.375/.037
CPAX/1.250X.425/.037
CPAX/1.250X.500/.034
CPAX/1.250X.500/.037
CPAX/1.275X.425/.034
CPAX/1.275X.425/.037

CPAX/1.300X.225/.031
CPAX/1.300X.375/.037
CPAX/1.300X.400/.037
CPAX/1.325X.400/.034
CPAX/1.325X.675/.037
CPAX/1.325X.675/.050
CPAX/1.325X.700/.037
CPAX/1.350X.375/.037
CPAX/1.350X.400/.037
CPAX/1.375X.200/.034
CPAX/1.400X.675/.037
CPAX/1.400X.700/.037
CPAX/1.450X.675/.037
CPAX/1.450X.700/.037
CPAX/1.500X.500/.037
CPAX/1.500X.650/.037
CPAX/1.500X.675/.037
CPAX/1.500X.700/.037
CPAX/1.525X.675/.050
CPAX/1.600X.300/.034
CPAX/1.625X.400/.034
CPAX/1.650X.300/.034
CPAX/1.650X.400/.037
CPAX/1.700X.325/.034
CPAX/1.775X.675/.050
CPAX/1.575X.150/.031
CPAX/1.600X.200/.034
CPAX/1.625X.100/.031
CPAX/1.650X.200/.031
CPAX/1.650X.200/.034
CPAX/1.650X.200/.037
CPAX/1.675X.200/.037
CPAX/1.675X.225/.034
CPAX/1.675X.225/.037
CPAX/1.725X.150/.034
CPAX/1.750X.150/.031
CPAX/1.750X.150/.034
CPAX/1.775X.200/.031
CPAX/1.775X.200/.034
CPAX/1.775X.200/.037
CPAX/1.800X.250/.034
CPAX/1.800X.675/.050
CPAX/1.850X.325/.034
CPAX/1.850X.325/.037
CPAX/1.850X.350/.034
CPAX/1.850X.350/.037
CPAX/1.875X.300/.034
CPAX/1.875X.300/.037

CPAX/1.875X.325/.034
CPAX/1.875X.325/.037
CPAX/1.875X.350/.034
CPAX/1.875X.350/.037
CPAX/1.900X.175/.031
CPAX/1.950X.325/.034
CPAX/1.950X.400/.034
CPAX/1.950X.400/.037
CPAX/1.950X.450/.034
CPAX/1.950X.450/.037
CPAX/1.950X.675/.050
CPAX/1.975X.300/.037
CPAX/1.1000X.225/.034
CPAX/1.1000X.300/.031
CPAX/1.1000X.300/.034
CPAX/1.1000X.300/.037
CPAX/1.1000X.325/.034
CPAX/1.1000X.325/.037
CPAX/1.1000X.350/.034
CPAX/1.1000X.350/.037
CPAX/1.1000X.375/.034
CPAX/1.1000X.375/.037
CPAX/1.1000X.400/.034
CPAX/1.1000X.400/.037
CPAX/1.1025X.225/.037
CPAX/1.1025X.300/.037
CPAX/1.1100X.375/.034
CPAX/1.1100X.675/.050
CPAX/1.125X.300/.037
CPAX/1.125X.350/.037
CPAX/1.1200X.325/.034
CPAX/1.1200X.325/.037
CPAX/1.1200X.350/.034
CPAX/1.1200X.350/.037
CPAX/1.1200X.400/.034
CPAX/1.1200X.400/.037
CPAX/1.1225X.325/.037
CPAX/1.1250X.375/.037
CPAX/1.1250X.425/.037
CPAX/1.1250X.500/.034
CPAX/1.1250X.500/.037
CPAX/1.1275X.425/.034
CPAX/1.1275X.425/.037
CPAX/1.1300X.225/.031
CPAX/1.1300X.375/.037
CPAX/1.1300X.400/.037
CPAX/1.1325X.400/.034
CPAX/1.1325X.675/.037

CPAX/1.325X.675/.050
CPAX/1.325X.700/.037
CPAX/1.350X.375/.037
CPAX/1.350X.400/.037
CPAX/1.375X.200/.034
CPAX/1.400X.675/.037
CPAX/1.400X.700/.037
CPAX/1.450X.675/.037
CPAX/1.450X.700/.037
CPAX/1.500X.500/.037
CPAX/1.500X.650/.037
CPAX/1.500X.675/.037
CPAX/1.500X.700/.037
CPAX/1.525X.675/.050
CPAX/1.600X.300/.034
CPAX/1.625X.400/.034
CPAX/1.650X.300/.034
CPAX/1.650X.400/.037
CPAX/1.700X.325/.034
CPAX/1.775X.675/.050
CPCYL/D.150/LS.100/.031
CPCYL/D.150/LS.125/.031
CPCYL/D.175/LS.100/.031
CPCYL/D.175/LS.125/.031
CPCYL/D.200/LS.100/.031
CPCYL/D.200/LS.125/.031
CPCYL/D.200/LS.150/.031
CPCYL/D.225/LS.100/.031
CPCYL/D.225/LS.125/.031
CPCYL/D.250/LS.100/.031
CPCYL/D.250/LS.125/.031
CPCYL/D.250/LS.150/.031
CPCYL/D.275/LS.100/.031
CPCYL/D.275/LS.100/.034
CPCYL/D.275/LS.100/.037
CPCYL/D.275/LS.125/.034
CPCYL/D.275/LS.125/.037
CPCYL/D.300/LS.100/.031
CPCYL/D.300/LS.100/.034
CPCYL/D.300/LS.125/.034
CPCYL/D.300/LS.200/.031
CPCYL/D.300/LS.200/.034
CPCYL/D.325/LS.125/.034
CPCYL/D.325/LS.175/.034
CPCYL/D.350/LS.175/.034
CPCYL/D.350/LS.200/.031
CPCYL/D.350/LS.200/.034
CPCYL/D.400/LS.200/.034

CPCYL/D.400/LS.225/.034
CPCYL/D.500/LS.200/.034
CPCYL/D.500/LS.200/.037
CPCYL/D.500/LS.200/.040
CPCYL/D.500/LS.225/.034
CPCYL/D.600/LS.150/.034
CPCYL/D.600/LS.175/.034
CPCYL/D.650/LS.300/.040
CPCYL/D.650/LS.325/.040
CPCYL/D.700/LS.300/.040
CPCYL/D.700/LS.325/.040
CPCYL/D.725/LS.300/.040
CPCYL/D.725/LS.325/.040
CPCYL1/D.150/LS.100/.031
CPCYL1/D.150/LS.125/.031
CPCYL1/D.175/LS.100/.031
CPCYL1/D.175/LS.125/.031
CPCYL1/D.200/LS.100/.031

CPCYL1/D.200/LS.125/.031
CPCYL1/D.200/LS.150/.031
CPCYL1/D.225/LS.100/.031
CPCYL1/D.225/LS.125/.031
CPCYL1/D.250/LS.100/.031
CPCYL1/D.250/LS.125/.031
CPCYL1/D.250/LS.150/.031
CPCYL1/D.275/LS.100/.031
CPCYL1/D.275/LS.100/.034
CPCYL1/D.275/LS.100/.037
CPCYL1/D.275/LS.125/.034
CPCYL1/D.275/LS.125/.037
CPCYL1/D.300/LS.100/.031
CPCYL1/D.300/LS.100/.034
CPCYL1/D.300/LS.125/.034
CPCYL1/D.300/LS.200/.031
CPCYL1/D.300/LS.200/.034
CPCYL1/D.325/LS.125/.034

CPCYL1/D.325/LS.175/.034
CPCYL1/D.350/LS.175/.034
CPCYL1/D.350/LS.200/.031
CPCYL1/D.350/LS.200/.034
CPCYL1/D.400/LS.200/.034
CPCYL1/D.400/LS.225/.034
CPCYL1/D.500/LS.200/.034
CPCYL1/D.500/LS.200/.037
CPCYL1/D.500/LS.200/.040
CPCYL1/D.500/LS.225/.034
CPCYL1/D.600/LS.150/.034
CPCYL1/D.600/LS.175/.034
CPCYL1/D.650/LS.300/.040
CPCYL1/D.650/LS.325/.040
CPCYL1/D.700/LS.300/.040
CPCYL1/D.700/LS.325/.040
CPCYL1/D.725/LS.300/.040
CPCYL1/D.725/LS.325/.040

POLARIZED CAPACITORS

P,N PINOUT
SQ.PAD PIN P

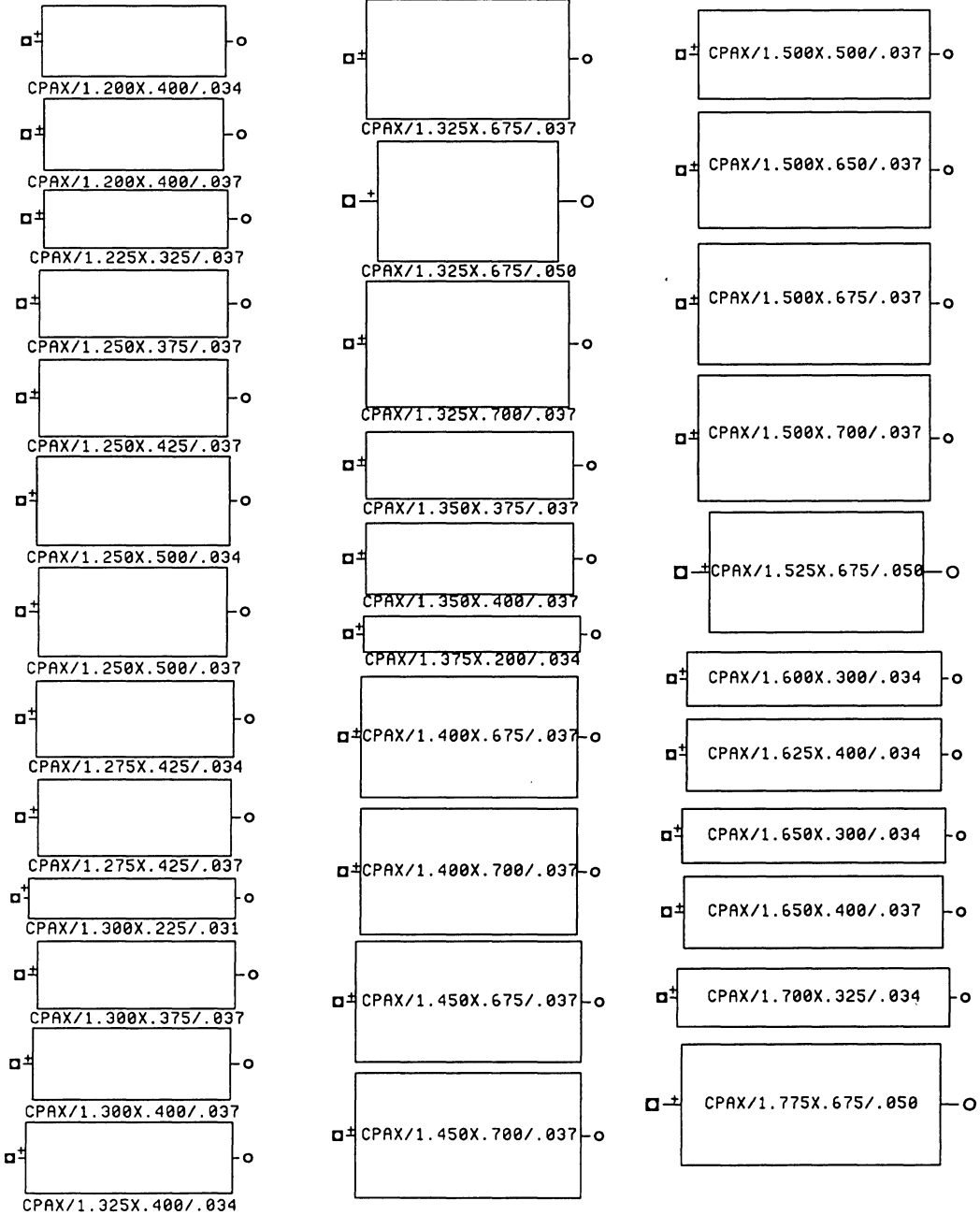
CPAX / PAD-TO-PAD X DIAMETER / HOLE SIZE

CPAX/.575X.150/.031	CPAX/.850X.325/.037	CPAX/.950X.450/.037	CPAX/1.000X.400/.034
CPAX/.600X.200/.034	CPAX/.850X.350/.034	CPAX/.950X.675/.050	CPAX/1.000X.400/.037
CPAX/.625X.100/.031	CPAX/.850X.350/.037	CPAX/.975X.300/.037	CPAX/1.025X.225/.037
CPAX/.650X.200/.031	CPAX/.875X.300/.034	CPAX/1.000X.225/.034	CPAX/1.025X.300/.037
CPAX/.650X.200/.034	CPAX/.875X.300/.037	CPAX/1.000X.300/.031	CPAX/1.100X.375/.034
CPAX/.650X.200/.037	CPAX/.875X.325/.034	CPAX/1.000X.300/.034	CPAX/1.100X.675/.050
CPAX/.675X.200/.037	CPAX/.875X.325/.037	CPAX/1.000X.300/.037	CPAX/1.125X.300/.037
CPAX/.675X.225/.034	CPAX/.875X.350/.034	CPAX/1.000X.325/.034	CPAX/1.125X.350/.037
CPAX/.675X.225/.037	CPAX/.900X.175/.031	CPAX/1.000X.325/.037	CPAX/1.200X.325/.034
CPAX/.725X.150/.034	CPAX/.950X.325/.034	CPAX/1.000X.350/.034	CPAX/1.200X.325/.037
CPAX/.750X.150/.031	CPAX/.950X.400/.034	CPAX/1.000X.350/.037	CPAX/1.200X.350/.034
CPAX/.750X.150/.034	CPAX/.950X.400/.037	CPAX/1.000X.375/.034	CPAX/1.200X.350/.037
CPAX/.750X.150/.037	CPAX/.950X.450/.034	CPAX/1.000X.375/.037	
CPAX/.775X.200/.031			
CPAX/.775X.200/.034			
CPAX/.775X.200/.037			
CPAX/.800X.250/.034			
CPAX/.800X.675/.050			
CPAX/.850X.325/.034			

LIBRARY	TM POLARIZED CAPACITOR	PAGE
TM_CAP_P	FOOTPRINT LIBRARY	TM_CAP_P-1

POLARIZED CAPACITORS






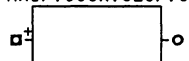







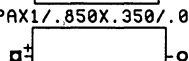
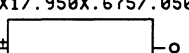


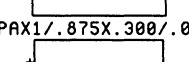
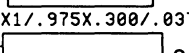
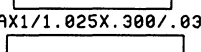

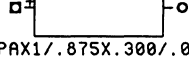
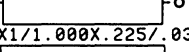




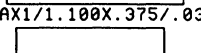

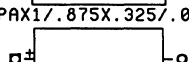
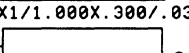


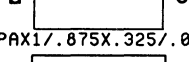
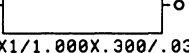

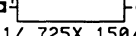


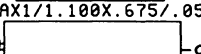
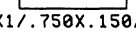
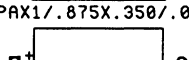
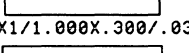
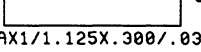

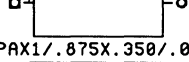



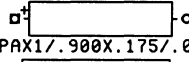
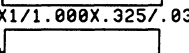
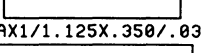
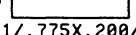



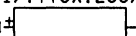
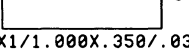

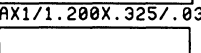
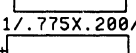


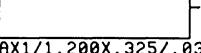
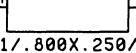
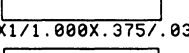


CPAX / PAD TO PAD X DIAMETER / HOLE SIZE



LIBRARY	TM POLARIZED CAPACITOR	PAGE
TM_CAP_P	FOOTPRINT LIBRARY	TM_CAP_P-2

POLARIZED CAPACITORS

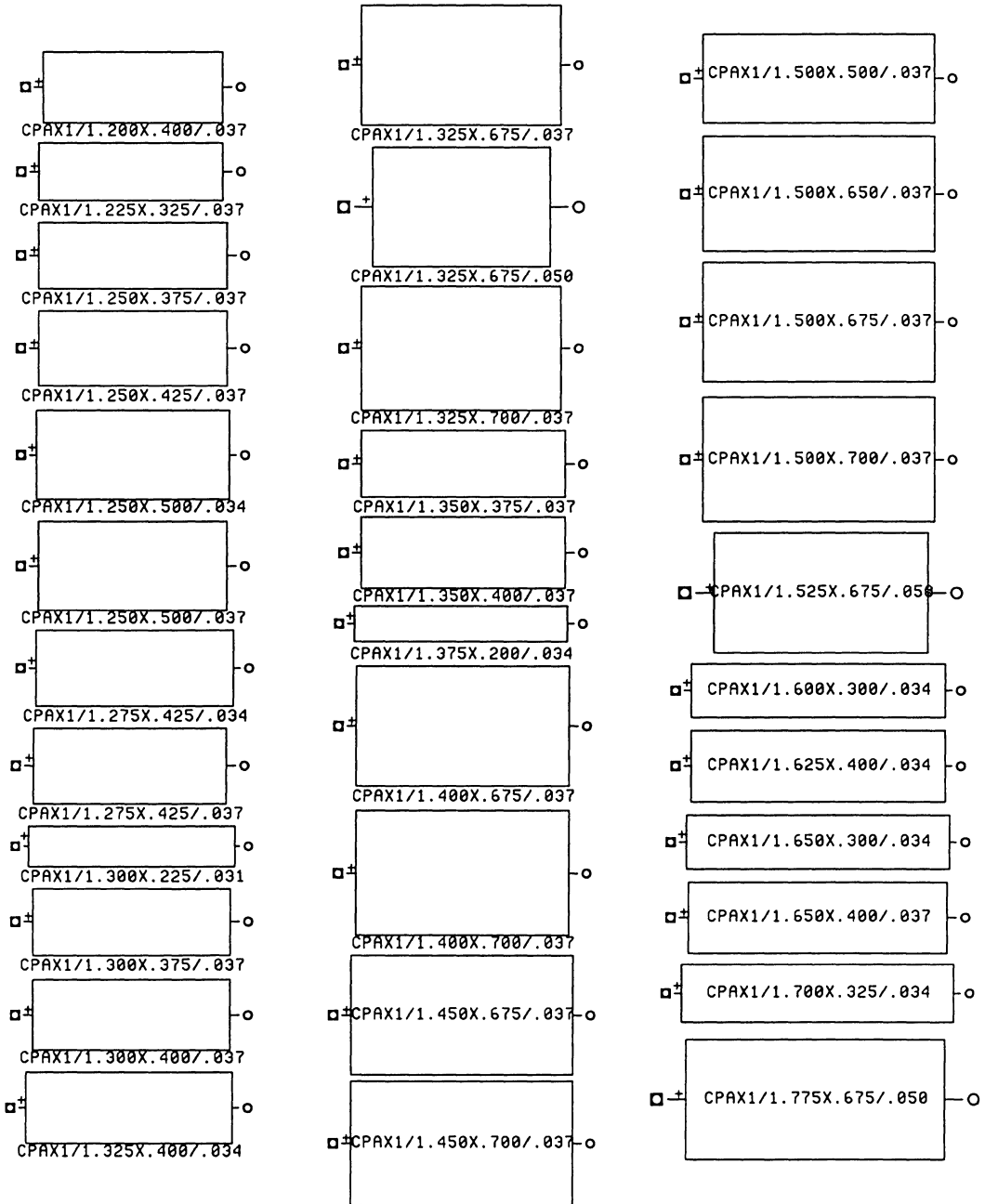
1, 2 PINOUT CPAX 1 / PAD-TO-PAD X DIAMETER / HOLE SIZE
SQ. PAD PIN 1

 CPAX1/.575X.150/.031	 CPAX1/.850X.325/.037	 CPAX1/.950X.450/.037	 CPAX1/1.000X.400/.034
 CPAX1/.600X.200/.034	 CPAX1/.850X.350/.034	 CPAX1/.950X.675/.050	 CPAX1/1.000X.400/.037
 CPAX1/.625X.100/.031	 CPAX1/.850X.350/.037	 CPAX1/.975X.300/.037	 CPAX1/1.025X.225/.037
 CPAX1/.650X.200/.031	 CPAX1/.875X.300/.034	 CPAX1/1.000X.225/.034	 CPAX1/1.025X.300/.037
 CPAX1/.650X.200/.034	 CPAX1/.875X.300/.037	 CPAX1/1.000X.300/.031	 CPAX1/1.100X.375/.034
 CPAX1/.675X.200/.037	 CPAX1/.875X.325/.034	 CPAX1/1.000X.300/.034	 CPAX1/1.100X.675/.050
 CPAX1/.675X.225/.034	 CPAX1/.875X.325/.037	 CPAX1/1.000X.300/.037	 CPAX1/1.125X.300/.037
 CPAX1/.675X.225/.037	 CPAX1/.875X.350/.034	 CPAX1/1.000X.325/.034	 CPAX1/1.125X.350/.037
 CPAX1/.725X.150/.034	 CPAX1/.900X.175/.031	 CPAX1/1.000X.325/.037	 CPAX1/1.200X.325/.034
 CPAX1/.750X.150/.031	 CPAX1/.950X.325/.034	 CPAX1/1.000X.350/.034	 CPAX1/1.200X.325/.037
 CPAX1/.750X.150/.034	 CPAX1/.950X.400/.034	 CPAX1/1.000X.350/.037	 CPAX1/1.200X.350/.034
 CPAX1/.775X.200/.031	 CPAX1/.950X.400/.037	 CPAX1/1.000X.375/.034	 CPAX1/1.200X.350/.037
 CPAX1/.775X.200/.034	 CPAX1/.950X.450/.034	 CPAX1/1.000X.375/.037	 CPAX1/1.200X.400/.034
 CPAX1/.775X.200/.037	 CPAX1/1.000X.375/.037	 CPAX1/1.000X.375/.037	 CPAX1/1.200X.400/.034
 CPAX1/.800X.250/.034	 CPAX1/1.000X.375/.037	 CPAX1/1.000X.375/.037	 CPAX1/1.200X.400/.034
 CPAX1/.800X.675/.050	 CPAX1/1.000X.375/.037	 CPAX1/1.000X.375/.037	 CPAX1/1.200X.400/.034
 CPAX1/.850X.325/.034	 CPAX1/1.000X.375/.037	 CPAX1/1.000X.375/.037	 CPAX1/1.200X.400/.034

LIBRARY	TM POLARIZED CAPACITOR	PAGE
TM_CAP_P	FOOTPRINT LIBRARY	TM_CAP_P-3

POLARIZED CAPACITORS

CPAX 1 / PAD TO PAD X DIAMETER / HOLE SIZE





















LIBRARY	TM POLARIZED CAPACITOR	PAGE
TM_CAP_P	FOOTPRINT LIBRARY	TM_CAP_P-4
















POLARIZED CAPACITORS




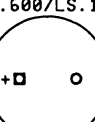
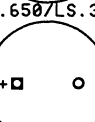
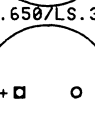
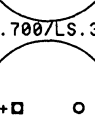
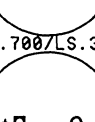

CPCYL / DIAMETER / LEAD SPACING / HOLE SIZE
CPCYL 1 / DIAMETER / LEAD SPACING / HOLE SIZE



















CYLINDRICALS
P, N PINOUT
SQ. PAD PIN P

1, 2 PINOUT
SQ. PAD PIN 1

 CPCYL/D.150/LS.100/.031
 CPCYL/D.150/LS.125/.031
 CPCYL/D.175/LS.100/.031
 CPCYL/D.175/LS.125/.031
 CPCYL/D.200/LS.100/.031
 CPCYL/D.200/LS.125/.031
 CPCYL/D.200/LS.150/.031
 CPCYL/D.225/LS.100/.031
 CPCYL/D.225/LS.125/.031
 CPCYL/D.250/LS.100/.031
 CPCYL/D.250/LS.125/.031
 CPCYL/D.250/LS.150/.031
 CPCYL/D.275/LS.100/.031
 CPCYL/D.275/LS.100/.034
 CPCYL/D.275/LS.100/.037
 CPCYL/D.275/LS.125/.034
 CPCYL/D.275/LS.125/.037
 CPCYL/D.300/LS.100/.031

 CPCYL/D.300/LS.100/.034
 CPCYL/D.300/LS.125/.034
 CPCYL/D.300/LS.200/.031
 CPCYL/D.300/LS.200/.034
 CPCYL/D.325/LS.125/.034
 CPCYL/D.325/LS.175/.034
 CPCYL/D.350/LS.175/.034
 CPCYL/D.350/LS.200/.031
 CPCYL/D.350/LS.200/.034
 CPCYL/D.400/LS.200/.034
 CPCYL/D.400/LS.225/.034
 CPCYL/D.500/LS.200/.034
 CPCYL/D.500/LS.200/.037
 CPCYL/D.500/LS.200/.037
 CPCYL/D.500/LS.200/.040

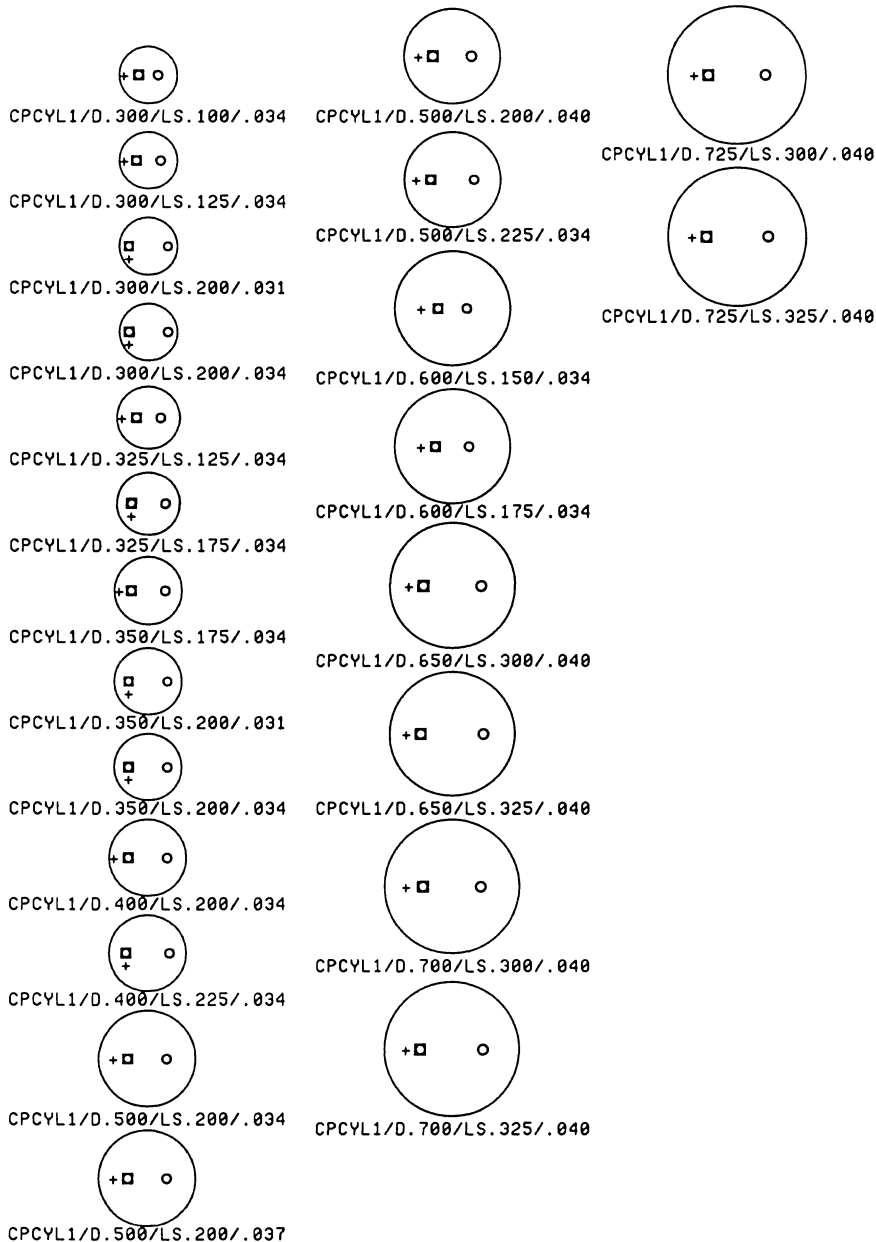
 CPCYL/D.500/LS.225/.034
 CPCYL/D.600/LS.150/.034
 CPCYL/D.600/LS.175/.034
 CPCYL/D.650/LS.300/.040
 CPCYL/D.650/LS.325/.040
 CPCYL/D.700/LS.300/.040
 CPCYL/D.700/LS.325/.040
 CPCYL/D.725/LS.300/.040
 CPCYL/D.725/LS.325/.040

 CPCYL1/D.150/LS.100/.031
 CPCYL1/D.150/LS.125/.031
 CPCYL1/D.175/LS.100/.031
 CPCYL1/D.175/LS.125/.031
 CPCYL1/D.200/LS.100/.031
 CPCYL1/D.200/LS.125/.031
 CPCYL1/D.200/LS.150/.031
 CPCYL1/D.225/LS.100/.031
 CPCYL1/D.225/LS.125/.031
 CPCYL1/D.250/LS.100/.031
 CPCYL1/D.250/LS.125/.031
 CPCYL1/D.250/LS.150/.031
 CPCYL1/D.275/LS.100/.031
 CPCYL1/D.275/LS.100/.034
 CPCYL1/D.275/LS.100/.037
 CPCYL1/D.275/LS.125/.034
 CPCYL1/D.275/LS.125/.037
 CPCYL1/D.300/LS.100/.031

LIBRARY	TM POLARIZED CAPACITOR	PAGE
TM_CAP_P	FOOTPRINT LIBRARY	TM_CAP_P-5

POLARIZED CAPACITORS

CPCYL 1 / DIAMETER / LEAD SPACING / HOLE SIZE



LIBRARY	TM POLARIZED CAPACITOR	PAGE
TM_CAP_P	FOOTPRINT LIBRARY	TM_CAP_P-6

TM_CYLND

TM	=	Thru-hole mount
CYL	=	Non-polarized cylindricals
D	=	Diameter
LS	=	Lead spacing
Trailing Number	=	Hole diameter
Help	-	Library HELP footprint available, turn on COMMENT layer

CYL/D.150/LS.100/.031	CYL/D.500/LS.200/.034
CYL/D.150/LS.125/.031	CYL/D.500/LS.200/.037
CYL/D.175/LS.100/.031	CYL/D.500/LS.200/.040
CYL/D.175/LS.125/.031	CYL/D.500/LS.225/.034
CYL/D.200/LS.100/.031	CYL/D.600/LS.150/.034
CYL/D.200/LS.125/.031	CYL/D.600/LS.175/.034
CYL/D.200/LS.150/.031	CYL/D.650/LS.300/.040
CYL/D.225/LS.100/.031	CYL/D.650/LS.325/.040
CYL/D.225/LS.125/.031	CYL/D.700/LS.300/.040
CYL/D.250/LS.100/.031	CYL/D.700/LS.325/.040
CYL/D.250/LS.125/.031	CYL/D.725/LS.300/.040
CYL/D.250/LS.150/.031	CYL/D.725/LS.325/.040
CYL/D.275/LS.100/.031	
CYL/D.275/LS.100/.034	
CYL/D.275/LS.100/.037	
CYL/D.275/LS.125/.034	
CYL/D.275/LS.125/.037	
CYL/D.300/LS.100/.031	
CYL/D.300/LS.100/.034	
CYL/D.300/LS.125/.034	
CYL/D.300/LS.200/.031	
CYL/D.300/LS.200/.034	
CYL/D.325/LS.125/.034	
CYL/D.325/LS.150/.034	
CYL/D.325/LS.175/.034	
CYL/D.350/LS.175/.034	
CYL/D.350/LS.200/.031	
CYL/D.350/LS.200/.034	
CYL/D.400/LS.200/.034	
CYL/D.400/LS.225/.034	


NON-POLARIZED CYLINDRICALS


CYL / DIAMETER / LEAD SPACING / HOLE SIZE


SQ. PAD PIN 1


CYL/D.150/LS.100/.031


CYL/D.150/LS.125/.031


CYL/D.175/LS.100/.031


CYL/D.175/LS.125/.031



CYL/D.200/LS.100/.031



CYL/D.200/LS.125/.031


CYL/D.200/LS.150/.031


CYL/D.225/LS.100/.031


CYL/D.225/LS.125/.031



CYL/D.250/LS.100/.031


CYL/D.250/LS.125/.031


CYL/D.250/LS.150/.031


CYL/D.275/LS.100/.031



CYL/D.275/LS.100/.034


CYL/D.275/LS.100/.037



CYL/D.275/LS.125/.034



CYL/D.275/LS.125/.037


CYL/D.300/LS.100/.031


CYL/D.300/LS.100/.034



CYL/D.300/LS.125/.034


CYL/D.300/LS.200/.031


CYL/D.300/LS.200/.034



CYL/D.325/LS.125/.034


CYL/D.325/LS.150/.034



CYL/D.325/LS.175/.034



CYL/D.350/LS.175/.034

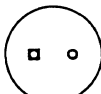

CYL/D.350/LS.200/.031

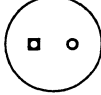

CYL/D.350/LS.200/.034

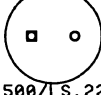

CYL/D.400/LS.200/.034



CYL/D.400/LS.225/.034

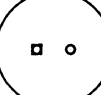

CYL/D.500/LS.200/.034

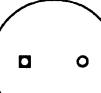

CYL/D.500/LS.200/.037

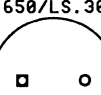

CYL/D.500/LS.200/.040

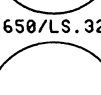

CYL/D.500/LS.225/.034

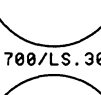

CYL/D.600/LS.150/.034

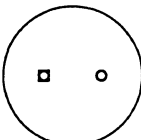

CYL/D.600/LS.175/.034

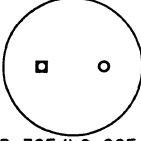

CYL/D.650/LS.300/.040


CYL/D.650/LS.325/.040


CYL/D.700/LS.300/.040


CYL/D.700/LS.325/.040


CYL/D.725/LS.300/.040


CYL/D.725/LS.325/.040

LIBRARY	TM CYLINDRICAL	PAGE
TM_CYLND	FOOTPRINT LIBRARY	TM_CYLND-1

TM DIODE

TM_	=	Thru-hole mount		
DAX	=	Diode, axial	P (sq), N	default pinout
DAX1	=	Diode, axial	1 (sq) , 2	alternate pinout
DAX2	=	Diode, axial	2 (sq), 1	alternate pinout
Number x Number	=	Hole-to-hole length by diameter		
Trailing Number	=	Hole diameter		
Help	-	Library HELP footprint available, turn on COMMENT layer		

DAX

LxW Types

DAX/.300X.050/.028
 DAX/.350X.080/.031
 DAX/.350X.200/.031
 DAX/.375X.070/.034
 DAX/.400X.080/.028
 DAX/.425X.100/.040
 DAX/.425X.125/.040
 DAX/.425X.150/.040
 DAX/.450X.090/.031
 DAX/.450X.100/.034
 DAX/.450X.125/.042
 DAX/.450X.150/.040
 DAX/.475X.125/.042
 DAX/.500X.110/.046
 DAX/.500X.125/.042
 DAX/.550X.110/.034
 DAX/.550X.120/.046
 DAX/.550X.125/.034
 DAX/.550X.140/.046
 DAX/.550X.150/.046
 DAX/.550X.160/.031
 DAX/.575X.125/.046
 DAX/.650X.080/.050

DAX/.700X.150/.042
 DAX/.750X.150/.042
 DAX/.775X.375/.062
 DAX/.800X.110/.067
 DAX/.800X.225/.062
 DAX/.800X.375/.062
 DAX/.825X.225/.062
 DAX/.825X.375/.062
 DAX/.850X.225/.062
 DAX/.850X.260/.050
 DAX/.900X.270/.050
 DAX/.950X.150/.062

1N Types

DAX/1N_4001-4007
 DAX/1N_4370A-4372A
 DAX/1N_4678-4717
 DAX/1N_4719-4725
 DAX/1N_4728A-4764A
 DAX/1N_4933-4937
 DAX/1N_5221B-5281B
 DAX/1N_5333B-5388B
 DAX/1N_5400-5408
 DAX/1N_5441B-5456B
 DAX/1N_5817-5819
 DAX/1N_5820-5821

DAX/1N_5823-5825
 DAX/1N_5913B-5956B
 DAX/1N_5985B-6025B
 DAX/1N_746A-759A
 DAX/1N_957B-992B

DO Types

DAX/DO204AA
 DAX/DO204AB
 DAX/DO204AC
 DAX/DO204AD
 DAX/DO204AE
 DAX/DO204AF
 DAX/DO204AG
 DAX/DO204AH
 DAX/DO204AJ
 DAX/DO204AK
 DAX/DO204AL
 DAX/DO204AM
 DAX/DO204AN
 DAX/DO204AP
 DAX/DO204AR
 DAX/DO206AA
 DAX/DO206AB
 DAX/DO26
 DAX/DO29

DAX/DO34
 DAX/DO35
 DAX/DO41
 DAX/DO7
 DAX/SOD57
 DAX/SOD64

DAX1

LxW Types

DAX1/.300X.050/.028
 DAX1/.350X.080/.031
 DAX1/.350X.200/.031
 DAX1/.375X.070/.034
 DAX1/.400X.080/.028
 DAX1/.425X.100/.040
 DAX1/.425X.125/.040
 DAX1/.425X.150/.040
 DAX1/.450X.090/.031
 DAX1/.450X.100/.034
 DAX1/.450X.125/.042
 DAX1/.450X.150/.040
 DAX1/.475X.125/.042
 DAX1/.500X.110/.046
 DAX1/.500X.125/.042
 DAX1/.550X.110/.034

DAX1/.550X.120/.046
DAX1/.550X.125/.034
DAX1/.550X.140/.046
DAX1/.550X.150/.046
DAX1/.550X.160/.031
DAX1/.575X.125/.046
DAX1/.650X.080/.050
DAX1/.700X.150/.042
DAX1/.750X.150/.042
DAX1/.775X.375/.062
DAX1/.800X.110/.067
DAX1/.800X.225/.062
DAX1/.800X.375/.062
DAX1/.825X.225/.062
DAX1/.825X.375/.062
DAX1/.850X.225/.062
DAX1/.850X.260/.050
DAX1/.900X.270/.050
DAX1/.950X.150/.062

1N Types

DAX1/1N_4001-4007
DAX1/1N_4370A-
4372A
DAX1/1N_4678-4717
DAX1/1N_4719-4725
DAX1/1N_4728A-
4764A
DAX1/1N_4933-4937
DAX1/1N_5221B-5281B
DAX1/1N_5333B-5388B
DAX1/1N_5400-5408
DAX1/1N_5441B-5456B
DAX1/1N_5817-5819
DAX1/1N_5820-5821
DAX1/1N_5823-5825
DAX1/1N_5913B-5956B
DAX1/1N_5985B-6025B
DAX1/1N_746A-759A

DAX1/1N_957B-992B

DO Types

DAX1/DO204AA
DAX1/DO204AB
DAX1/DO204AC
DAX1/DO204AD
DAX1/DO204AE
DAX1/DO204AF
DAX1/DO204AG
DAX1/DO204AH
DAX1/DO204AJ
DAX1/DO204AK
DAX1/DO204AL
DAX1/DO204AM
DAX1/DO204AN
DAX1/DO204AP
DAX1/DO204AR
DAX1/DO206AA
DAX1/DO206AB
DAX1/DO26
DAX1/DO29
DAX1/DO34
DAX1/DO35
DAX1/DO41
DAX1/DO7
DAX1/SOD57
DAX1/SOD64

DAX2

LxW Types

DAX2/.300X.050/.028
DAX2/.350X.080/.031
DAX2/.350X.200/.031
DAX2/.375X.070/.034
DAX2/.400X.080/.028
DAX2/.425X.100/.040

DAX2/.425X.125/.040
DAX2/.425X.150/.040
DAX2/.450X.090/.031
DAX2/.450X.100/.034
DAX2/.450X.125/.042
DAX2/.450X.150/.040
DAX2/.475X.125/.042
DAX2/.500X.110/.046
DAX2/.500X.125/.042
DAX2/.550X.110/.034
DAX2/.550X.120/.046
DAX2/.550X.125/.034
DAX2/.550X.140/.046
DAX2/.550X.150/.046
DAX2/.550X.160/.031
DAX2/.575X.125/.046
DAX2/.650X.080/.050
DAX2/.700X.150/.042
DAX2/.750X.150/.042
DAX2/.775X.375/.062
DAX2/.800X.110/.067
DAX2/.800X.225/.062
DAX2/.800X.375/.062
DAX2/.825X.225/.062
DAX2/.825X.375/.062
DAX2/.850X.225/.062
DAX2/.850X.260/.050
DAX2/.900X.270/.050
DAX2/.950X.150/.062

1N Types

DAX2/1N_4001-4007
DAX2/1N_4370A-
4372A
DAX2/1N_4678-4717
DAX2/1N_4719-4725
DAX2/1N_4728A-
4764A
DAX2/1N_4933-4937

DAX2/1N_5221B-5281B
DAX2/1N_5333B-5388B
DAX2/1N_5400-5408
DAX2/1N_5441B-5456B
DAX2/1N_5817-5819
DAX2/1N_5820-5821
DAX2/1N_5823-5825
DAX2/1N_5913B-5956B
DAX2/1N_5985B-6025B
DAX2/1N_746A-759A
DAX2/1N_957B-992B

DO Types

DAX2/DO204AA
DAX2/DO204AB
DAX2/DO204AC
DAX2/DO204AD
DAX2/DO204AE
DAX2/DO204AF
DAX2/DO204AG
DAX2/DO204AH
DAX2/DO204AJ
DAX2/DO204AK
DAX2/DO204AL
DAX2/DO204AM
DAX2/DO204AN
DAX2/DO204AP
DAX2/DO204AR
DAX2/DO206AA
DAX2/DO206AB
DAX2/DO26
DAX2/DO29
DAX2/DO34
DAX2/DO35
DAX2/DO41
DAX2/DO7
DAX2/SOD57
DAX2/SOD64

AXIAL DIODES


























C, A PINOUT
SQ. PAD PIN C

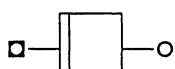
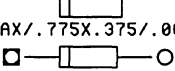
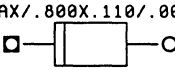
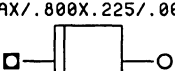
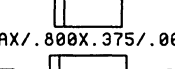
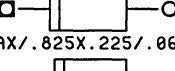

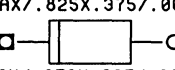
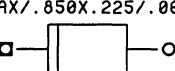
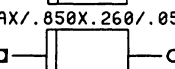
DAX / PAD-TO-PAD X WIDTH / HOLE SIZE


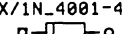
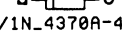
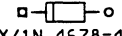
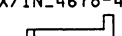


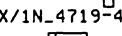
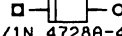
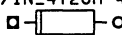
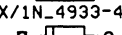
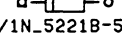



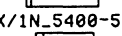
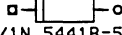
L x W Types

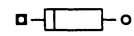
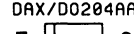
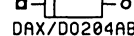

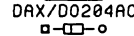
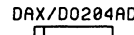

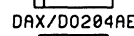

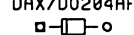
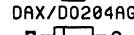


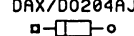
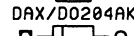
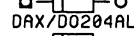

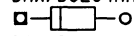
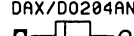
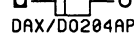
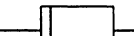
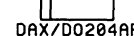
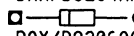
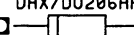
1N Types

DO Types

-  DAX/.300X.050/.028
-  DAX/.350X.080/.031
-  DAX/.350X.200/.031
-  DAX/.375X.070/.034
-  DAX/.400X.080/.028
-  DAX/.425X.100/.040
-  DAX/.425X.125/.040
-  DAX/.425X.150/.040
-  DAX/.450X.090/.031
-  DAX/.450X.100/.034
-  DAX/.450X.125/.042
-  DAX/.450X.150/.040
-  DAX/.475X.125/.042
-  DAX/.500X.110/.046
-  DAX/.500X.125/.042
-  DAX/.550X.110/.034
-  DAX/.550X.120/.046
-  DAX/.550X.125/.034
-  DAX/.550X.140/.046
-  DAX/.550X.150/.046
-  DAX/.550X.160/.031
-  DAX/.575X.125/.046
-  DAX/.650X.080/.050
-  DAX/.700X.150/.042
-  DAX/.750X.150/.042

-  DAX/.775X.375/.062
-  DAX/.800X.110/.067
-  DAX/.800X.225/.062
-  DAX/.800X.375/.062
-  DAX/.825X.225/.062
-  DAX/.825X.375/.062
-  DAX/.850X.225/.062
-  DAX/.850X.260/.050
-  DAX/.900X.270/.050
-  DAX/.950X.150/.062

-  DAX/1N_4001-4007
-  DAX/1N_4370A-4372A
-  DAX/1N_4678-4717
-  DAX/1N_4719-4725
-  DAX/1N_4728A-4764A
-  DAX/1N_4933-4937
-  DAX/1N_5221B-5281B
-  DAX/1N_5333B-5388B
-  DAX/1N_5400-5408
-  DAX/1N_5441B-5456B
-  DAX/1N_5817-5819
-  DAX/1N_5820-5821
-  DAX/1N_5823-5825
-  DAX/1N_5913B-5956B
-  DAX/1N_5985B-6025B
-  DAX/1N_746A-759A
-  DAX/1N_957B-992B

-  DAX/DO204AA
-  DAX/DO204AB
-  DAX/DO204AC
-  DAX/DO204AD
-  DAX/DO204AE
-  DAX/DO204AF
-  DAX/DO204AG
-  DAX/DO204AH
-  DAX/DO204AJ
-  DAX/DO204AK
-  DAX/DO204AL
-  DAX/DO204AM
-  DAX/DO204AN
-  DAX/DO204AP
-  DAX/DO204AR
-  DAX/DO206AA
-  DAX/DO206AB
-  DAX/DO206
-  DAX/DO209
-  DAX/DO34
-  DAX/DO35
-  DAX/DO41
-  DAX/DO7
-  DAX/SOD57


























LIBRARY	TM DIODE	PAGE
TM_DIODE	FOOTPRINT LIBRARY	TM_DIODE-1


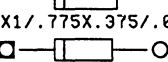
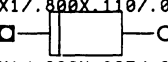

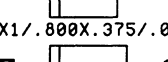
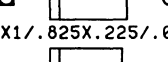




AXIAL DIODES

1,2 PINOUT
SQ.PAD PIN 1


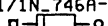
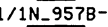
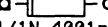
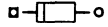
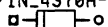
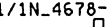


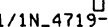

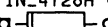
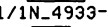
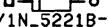

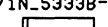

DAX 1 / PAD-TO-PAD X WIDTH / HOLE SIZE

L x W Types


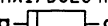

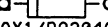
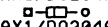



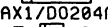
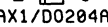
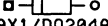

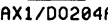
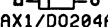

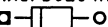
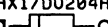
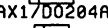
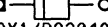


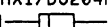
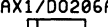
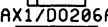

-  DAX1/.300X.050/.028
-  DAX1/.350X.080/.031
-  DAX1/.350X.200/.031
-  DAX1/.375X.070/.034
-  DAX1/.400X.080/.028
-  DAX1/.425X.100/.040
-  DAX1/.425X.125/.040
-  DAX1/.425X.150/.040
-  DAX1/.450X.090/.031
-  DAX1/.450X.100/.034
-  DAX1/.450X.125/.042
-  DAX1/.450X.150/.040
-  DAX1/.475X.125/.042
-  DAX1/.500X.110/.046
-  DAX1/.500X.125/.042
-  DAX1/.550X.110/.034
-  DAX1/.550X.120/.046
-  DAX1/.550X.125/.034
-  DAX1/.550X.140/.046
-  DAX1/.550X.150/.046
-  DAX1/.550X.160/.031
-  DAX1/.575X.125/.046
-  DAX1/.650X.080/.050
-  DAX1/.700X.150/.042
-  DAX1/.750X.150/.042

-  DAX1/.775X.375/.062
-  DAX1/.800X.110/.067
-  DAX1/.800X.225/.062
-  DAX1/.800X.375/.062
-  DAX1/.825X.225/.062
-  DAX1/.825X.375/.062
-  DAX1/.850X.225/.062
-  DAX1/.850X.260/.050
-  DAX1/.900X.270/.050
-  DAX1/.950X.150/.062

1N Types

-  DAX1/1N_746A-759A
-  DAX1/1N_957B-992B
-  DAX1/1N_4001-4007
-  DAX1/1N_4370A-4372A
-  DAX1/1N_4678-4717
-  DAX1/1N_4719-4725
-  DAX1/1N_4728A-4764A
-  DAX1/1N_4933-4937
-  DAX1/1N_5221B-5281B
-  DAX1/1N_5333B-5388B
-  DAX1/1N_5400-5408
-  DAX1/1N_5441B-5456B
-  DAX1/1N_5817-5819
-  DAX1/1N_5820-5821
-  DAX1/1N_5823-5825
-  DAX1/1N_5913B-5956B
-  DAX1/1N_5985B-6025B

D0 Types

-  DAX1/D0204AA
-  DAX1/D0204AB
-  DAX1/D0204AC
-  DAX1/D0204AD
-  DAX1/D0204AE
-  DAX1/D0204AF
-  DAX1/D0204AG
-  DAX1/D0204AH
-  DAX1/D0204AJ
-  DAX1/D0204AK
-  DAX1/D0204AL
-  DAX1/D0204AM
-  DAX1/D0204AN
-  DAX1/D0204AP
-  DAX1/D0204AR
-  DAX1/D0206AA
-  DAX1/D0206AB
-  DAX1/D026
-  DAX1/D029
-  DAX1/D034
-  DAX1/D035
-  DAX1/D041
-  DAX1/D07
-  DAX1/S0057
-  DAX1/S0064

LIBRARY	TM DIODE	PAGE
TM_DIODE	FOOTPRINT LIBRARY	TM_DIODE-2

AXIAL DIODES























2,1 PINOUT
SQ.PAD PIN 2














DAX 2 / PAD-TO-PAD X WIDTH / HOLE SIZE


















L x W Types


























1N Types

DO Types

-  DAX2/.300X.050/.028
-  DAX2/.350X.080/.031
-  DAX2/.350X.200/.031
-  DAX2/.375X.070/.034
-  DAX2/.400X.080/.028
-  DAX2/.425X.100/.040
-  DAX2/.425X.125/.040
-  DAX2/.425X.150/.040
-  DAX2/.450X.090/.031
-  DAX2/.450X.100/.034
-  DAX2/.450X.125/.042
-  DAX2/.450X.150/.040
-  DAX2/.475X.125/.042
-  DAX2/.500X.110/.046
-  DAX2/.500X.125/.042
-  DAX2/.550X.110/.034
-  DAX2/.550X.120/.046
-  DAX2/.550X.125/.034
-  DAX2/.550X.140/.046
-  DAX2/.550X.150/.046
-  DAX2/.550X.160/.031
-  DAX2/.575X.125/.046

-  DAX2/.650X.080/.050
-  DAX2/.700X.150/.042
-  DAX2/.750X.150/.042
-  DAX2/.775X.375/.062
-  DAX2/.800X.110/.067
-  DAX2/.800X.225/.062
-  DAX2/.800X.375/.062
-  DAX2/.825X.225/.062
-  DAX2/.825X.375/.062
-  DAX2/.850X.225/.062
-  DAX2/.850X.260/.050
-  DAX2/.900X.270/.050
-  DAX2/.950X.150/.062

-  DAX2/1N_746A-759A
-  DAX2/1N_957B-992B
-  DAX2/1N_4001-4007
-  DAX2/1N_4370A-4372A
-  DAX2/1N_4678-4717
-  DAX2/1N_4719-4725
-  DAX2/1N_4728A-4764A
-  DAX2/1N_4933-4937
-  DAX2/1N_5221B-5281B
-  DAX2/1N_5333B-5388B
-  DAX2/1N_5400-5408
-  DAX2/1N_5441B-5456B
-  DAX2/1N_5817-5819
-  DAX2/1N_5820-5821
-  DAX2/1N_5823-5825
-  DAX2/1N_5913B-5956B
-  DAX2/1N_5985B-6025B

-  DAX2/DO204AA
-  DAX2/DO204AB
-  DAX2/DO204AC
-  DAX2/DO204AD
-  DAX2/DO204AE
-  DAX2/DO204AF
-  DAX2/DO204AG
-  DAX2/DO204AH
-  DAX2/DO204AJ
-  DAX2/DO204AK
-  DAX2/DO204AL
-  DAX2/DO204AM
-  DAX2/DO204AN
-  DAX2/DO204AP
-  DAX2/DO204AR
-  DAX2/DO206AA
-  DAX2/DO206AB
-  DAX2/DO26
-  DAX2/DO29
-  DAX2/DO34
-  DAX2/DO35
-  DAX2/DO41
-  DAX2/DO7
-  DAX2/SOD57
-  DAX2/SOD64

LIBRARY	TM DIODE	PAGE
TM_DIODE	FOOTPRINT LIBRARY	TM_DIODE-3


















































TM_DISC

TM_	=	Thru-hole mount
DISC	=	Non-polarized Offset-leaded Discs
Number x Number	=	Hole-to-hole length by body width
LS	=	Lead spacing rectangle for offset leads
Trailing Number	=	Hole diameter
Help	-	Library HELP footprint available, turn on COMMENT layer

DISC/.200X.100/LS.200X.125/.034	DISC/.475X.175/LS.375X.200/.034
DISC/.200X.150/LS.200X.175/.034	DISC/.500X.200/LS.300X.075/.037
DISC/.200X.175/LS.250X.200/.034	DISC/.500X.225/LS.300X.100/.037
DISC/.200X.200/LS.250X.225/.034	DISC/.500X.250/LS.300X.125/.037
DISC/.275X.175/LS.200X.050/.034	DISC/.500X.275/LS.300X.150/.037
DISC/.275X.175/LS.200X.075/.034	DISC/.550X.250/LS.250X.275/.042
DISC/.275X.175/LS.200X.200/.034	DISC/.550X.250/LS.375X.275/.042
DISC/.275X.200/LS.200X.075/.034	DISC/.600X.175/LS.375X.200/.034
DISC/.275X.200/LS.200X.100/.034	DISC/.625X.175/LS.300X.075/.037
DISC/.275X.200/LS.200X.200/.034	DISC/.625X.200/LS.300X.100/.037
DISC/.300X.150/LS.200X.175/.034	DISC/.625X.225/LS.300X.100/.037
DISC/.300X.150/LS.250X.175/.034	DISC/.625X.250/LS.300X.125/.037
DISC/.300X.175/LS.250X.200/.034	DISC/.625X.275/LS.300X.150/.037
DISC/.325X.250/LS.250X.275/.042	DISC/.675X.250/LS.250X.275/.042
DISC/.325X.250/LS.375X.275/.042	DISC/.675X.250/LS.375X.275/.042
DISC/.350X.175/LS.200X.050/.034	DISC/.700X.175/LS.375X.200/.034
DISC/.350X.175/LS.200X.075/.034	DISC/.750X.250/LS.250X.275/.042
DISC/.350X.175/LS.200X.100/.034	DISC/.750X.250/LS.375X.275/.042
DISC/.350X.200/LS.200X.100/.034	DISC/.800X.250/LS.250X.275/.042
DISC/.350X.225/LS.200X.125/.034	DISC/.800X.250/LS.275X.275/.042
DISC/.400X.150/LS.200X.175/.031	DISC/.825X.175/LS.375X.200/.034
DISC/.400X.175/LS.250X.200/.034	DISC/.850X.175/LS.375X.200/.034
DISC/.400X.200/LS.250X.225/.034	DISC/.850X.200/LS.400X.075/.040
DISC/.450X.175/LS.300X.075/.037	DISC/.850X.200/LS.400X.100/.040
DISC/.450X.200/LS.300X.075/.037	DISC/.850X.225/LS.400X.100/.040
DISC/.450X.200/LS.300X.100/.037	DISC/.850X.250/LS.400X.125/.040
DISC/.450X.225/LS.300X.100/.037	DISC/.850X.275/LS.400X.150/.040
DISC/.450X.225/LS.300X.125/.037	DISC/.850X.350/LS.400X.225/.040
DISC/.450X.250/LS.250X.275/.042	DISC/.850X.400/LS.400X.275/.040
DISC/.450X.250/LS.300X.125/.037	DISC/.900X.250/LS.250X.275/.042
DISC/.450X.250/LS.300X.150/.037	DISC/1.000X.250/LS.250X.275/.042
DISC/.450X.250/LS.375X.275/.042	DISC/1.000X.250/LS.375X.275/.042

NON-POLARIZED OFFSET-LEADED DISCS

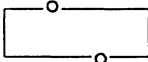
DISC / LENGTH X WIDTH / LEAD SPACING / HOLE SIZE

 DISC/.200X.100/LS.200X.125/.034	 DISC/.350X.175/LS.200X.100/.034	 DISC/.500X.200/LS.300X.075/.037
 DISC/.200X.150/LS.200X.175/.034	 DISC/.350X.200/LS.200X.100/.034	 DISC/.500X.225/LS.300X.100/.037
 DISC/.200X.175/LS.250X.200/.034	 DISC/.350X.225/LS.200X.125/.034	 DISC/.500X.250/LS.300X.125/.037
 DISC/.200X.200/LS.250X.225/.034	 DISC/.400X.150/LS.200X.175/.031	 DISC/.500X.275/LS.300X.150/.037
 DISC/.275X.175/LS.200X.050/.034	 DISC/.400X.175/LS.250X.200/.034	 DISC/.550X.250/LS.250X.275/.042
 DISC/.275X.175/LS.200X.075/.034	 DISC/.400X.200/LS.250X.225/.034	 DISC/.550X.250/LS.375X.275/.042
 DISC/.275X.175/LS.200X.200/.034	 DISC/.450X.175/LS.300X.075/.037	 DISC/.600X.175/LS.375X.200/.034
 DISC/.275X.200/LS.200X.075/.034	 DISC/.450X.200/LS.300X.075/.037	 DISC/.625X.175/LS.300X.075/.037
 DISC/.275X.200/LS.200X.100/.034	 DISC/.450X.200/LS.300X.100/.037	 DISC/.625X.200/LS.300X.100/.037
 DISC/.275X.200/LS.200X.200/.034	 DISC/.450X.225/LS.300X.100/.037	 DISC/.625X.225/LS.300X.100/.037
 DISC/.300X.150/LS.200X.175/.034	 DISC/.450X.225/LS.300X.125/.037	 DISC/.625X.225/LS.300X.100/.037
 DISC/.300X.150/LS.250X.175/.034	 DISC/.450X.250/LS.250X.275/.042	 DISC/.625X.250/LS.300X.125/.037
 DISC/.300X.175/LS.250X.200/.034	 DISC/.450X.250/LS.300X.125/.037	 DISC/.625X.275/LS.300X.150/.037
 DISC/.325X.250/LS.250X.275/.042	 DISC/.450X.250/LS.300X.150/.037	 DISC/.675X.250/LS.250X.275/.042
 DISC/.325X.250/LS.375X.275/.042	 DISC/.450X.250/LS.375X.275/.042	 DISC/.675X.250/LS.375X.275/.042
 DISC/.350X.175/LS.200X.050/.034	 DISC/.475X.175/LS.375X.200/.034	 DISC/.700X.175/LS.375X.200/.034
 DISC/.350X.175/LS.200X.075/.034		

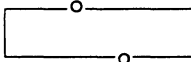
LIBRARY	TM NON-POLAR OFFSET DISC	PAGE
TM_DISC	FOOTPRINT LIBRARY	TM_DISC-1

NON-POLARIZED OFFSET-LEADED DISCS


DISC / LENGTH X WIDTH / LEAD SPACING / HOLE SIZE



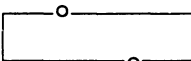
DISC/.750X.250/LS.250X.275/.042



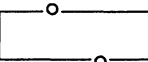
DISC/1.000X.250/LS.250X.275/.042




DISC/.750X.250/LS.375X.275/.042




DISC/1.000X.250/LS.375X.275/.042



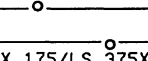
DISC/.800X.250/LS.250X.275/.042



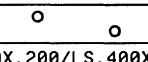
DISC/.800X.250/LS.275X.275/.042



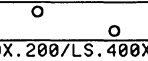
DISC/.825X.175/LS.375X.200/.034



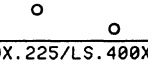
DISC/.850X.175/LS.375X.200/.034




DISC/.850X.200/LS.400X.075/.040




DISC/.850X.200/LS.400X.100/.040



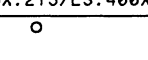
DISC/.850X.225/LS.400X.100/.040



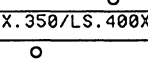
DISC/.850X.250/LS.400X.125/.040




DISC/.850X.275/LS.400X.150/.040



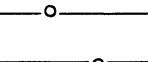
DISC/.850X.350/LS.400X.225/.040



DISC/.850X.400/LS.400X.275/.040



DISC/.900X.250/LS.250X.275/.042



DISC/.900X.250/LS.250X.275/.042

LIBRARY	TM NON-POLAR OFFSET DISC	PAGE
TM_DISC	FOOTPRINT LIBRARY	TM_DISC-2

















































































TM_RAD

TM_	=	Thru-hole mount
RAD	=	Non-polarized Radial-Leaded Discretes
Number x Number	=	Hole-to-hole length by body width
LS	=	Lead spacing rectangle for offset leads
Trailing Number	=	Hole diameter
Help	-	Library HELP footprint available, turn on COMMENT layer

RAD/.100X.050/LS.100/.031	RAD/.400X.250/LS.300/.034	RAD/.475X.250/LS.300/.034
RAD/.100X.100/LS.100/.031	RAD/.400X.275/LS.300/.031	RAD/.475X.250/LS.400/.034
RAD/.150X.100/LS.100/.031	RAD/.400X.275/LS.300/.034	RAD/.475X.275/LS.400/.034
RAD/.200X.100/LS.100/.031	RAD/.400X.300/LS.300/.031	RAD/.525X.175/LS.400/.040
RAD/.200X.125/LS.100/.031	RAD/.400X.300/LS.300/.034	RAD/.525X.200/LS.400/.040
RAD/.250X.125/LS.200/.031	RAD/.400X.325/LS.300/.031	RAD/.575X.225/LS.400/.034
RAD/.250X.125/LS.200/.034	RAD/.400X.325/LS.300/.034	RAD/.575X.250/LS.400/.034
RAD/.300X.100/LS.200/.031	RAD/.425X.175/LS.300/.031	RAD/.575X.275/LS.400/.034
RAD/.300X.125/LS.200/.031	RAD/.425X.200/LS.300/.034	RAD/.575X.300/LS.400/.034
RAD/.300X.150/LS.200/.031	RAD/.425X.225/LS.300/.034	RAD/.675X.175/LS.600/.034
RAD/.300X.175/LS.200/.031	RAD/.425X.250/LS.300/.034	RAD/.675X.200/LS.600/.034
RAD/.300X.200/LS.200/.031	RAD/.450X.150/LS.300/.031	RAD/.675X.225/LS.600/.034
RAD/.300X.225/LS.200/.031	RAD/.450X.150/LS.300/.034	RAD/.675X.250/LS.600/.034
RAD/.300X.250/LS.200/.031	RAD/.450X.175/LS.300/.031	RAD/.675X.275/LS.500/.034
RAD/.300X.275/LS.200/.031	RAD/.450X.175/LS.300/.034	RAD/.675X.275/LS.600/.040
RAD/.300X.300/LS.200/.031	RAD/.450X.200/LS.300/.031	RAD/.675X.300/LS.500/.034
RAD/.300X.325/LS.200/.031	RAD/.450X.200/LS.300/.034	RAD/.675X.300/LS.600/.040
RAD/.325X.175/LS.200/.031	RAD/.450X.225/LS.300/.031	RAD/.675X.325/LS.600/.040
RAD/.325X.200/LS.200/.031	RAD/.450X.225/LS.300/.034	RAD/.675X.350/LS.500/.034
RAD/.350X.175/LS.200/.031	RAD/.450X.250/LS.300/.031	RAD/.675X.350/LS.600/.040
RAD/.350X.200/LS.200/.031	RAD/.450X.250/LS.300/.034	RAD/.700X.200/LS.600/.040
RAD/.400X.150/LS.200/.031	RAD/.450X.275/LS.300/.031	RAD/.725X.225/LS.600/.040
RAD/.400X.150/LS.200/.034	RAD/.450X.275/LS.300/.034	RAD/.725X.250/LS.600/.040
RAD/.400X.150/LS.300/.031	RAD/.450X.300/LS.300/.031	RAD/.725X.275/LS.600/.040
RAD/.400X.150/LS.300/.034	RAD/.450X.300/LS.300/.034	RAD/.725X.300/LS.600/.040
RAD/.400X.175/LS.300/.031	RAD/.450X.325/LS.300/.031	RAD/.725X.325/LS.600/.040
RAD/.400X.175/LS.300/.034	RAD/.450X.325/LS.300/.034	RAD/.725X.350/LS.600/.040
RAD/.400X.200/LS.300/.031	RAD/.475X.175/LS.400/.034	RAD/.800X.325/LS.600/.034
RAD/.400X.200/LS.300/.034	RAD/.475X.200/LS.300/.034	RAD/.800X.350/LS.600/.034
RAD/.400X.225/LS.300/.031	RAD/.475X.200/LS.400/.034	RAD/.800X.375/LS.600/.034
RAD/.400X.225/LS.300/.034	RAD/.475X.225/LS.300/.034	RAD/CK05
RAD/.400X.250/LS.300/.031	RAD/.475X.225/LS.400/.034	RAD/CK06

NON-POLARIZED RADIALS

RAD / LENGTH X WIDTH / LEAD SPACING / HOLE SIZE


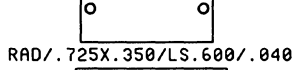
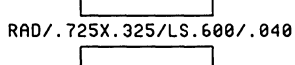
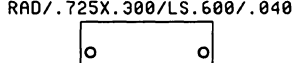


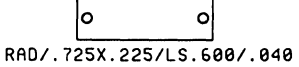
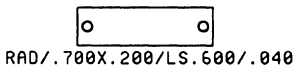
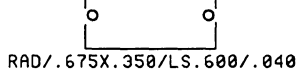
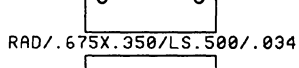








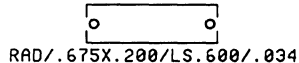
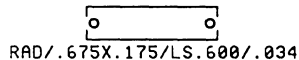
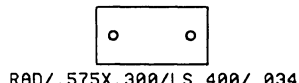
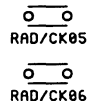
 RAD/.100X.050/LS.100/.031	 RAD/.350X.200/LS.200/.031	 RAD/.400X.325/LS.300/.034	 RAD/.450X.300/LS.300/.034
 RAD/.100X.100/LS.100/.031	 RAD/.400X.150/LS.200/.031	 RAD/.425X.175/LS.300/.031	 RAD/.450X.325/LS.300/.031
 RAD/.150X.100/LS.100/.031	 RAD/.400X.150/LS.200/.034	 RAD/.425X.200/LS.300/.034	 RAD/.450X.325/LS.300/.031
 RAD/.200X.100/LS.100/.031	 RAD/.400X.150/LS.300/.031	 RAD/.425X.225/LS.300/.034	 RAD/.450X.325/LS.300/.034
 RAD/.200X.125/LS.100/.031	 RAD/.400X.150/LS.300/.034	 RAD/.425X.250/LS.300/.034	 RAD/.475X.175/LS.400/.034
 RAD/.250X.125/LS.200/.034	 RAD/.400X.175/LS.300/.031	 RAD/.425X.225/LS.300/.034	 RAD/.475X.200/LS.300/.034
 RAD/.250X.125/LS.200/.034	 RAD/.400X.175/LS.300/.034	 RAD/.450X.150/LS.300/.031	 RAD/.475X.200/LS.300/.034
 RAD/.300X.100/LS.200/.031	 RAD/.400X.200/LS.300/.034	 RAD/.450X.150/LS.300/.034	 RAD/.475X.200/LS.400/.034
 RAD/.300X.125/LS.200/.031	 RAD/.400X.200/LS.300/.034	 RAD/.450X.175/LS.300/.031	 RAD/.475X.225/LS.300/.034
 RAD/.300X.150/LS.200/.031	 RAD/.400X.225/LS.300/.031	 RAD/.450X.175/LS.300/.034	 RAD/.475X.225/LS.400/.034
 RAD/.300X.175/LS.200/.031	 RAD/.400X.225/LS.300/.034	 RAD/.450X.200/LS.300/.031	 RAD/.475X.250/LS.300/.034
 RAD/.300X.200/LS.200/.031	 RAD/.400X.225/LS.300/.034	 RAD/.450X.200/LS.300/.034	 RAD/.475X.250/LS.400/.034
 RAD/.300X.225/LS.200/.031	 RAD/.400X.250/LS.300/.031	 RAD/.450X.225/LS.300/.031	 RAD/.475X.250/LS.400/.034
 RAD/.300X.250/LS.200/.031	 RAD/.400X.250/LS.300/.034	 RAD/.450X.225/LS.300/.034	 RAD/.475X.275/LS.400/.034
 RAD/.300X.275/LS.200/.031	 RAD/.400X.275/LS.300/.031	 RAD/.450X.250/LS.300/.031	 RAD/.525X.175/LS.400/.040
 RAD/.300X.300/LS.200/.031	 RAD/.400X.275/LS.300/.034	 RAD/.450X.250/LS.300/.034	 RAD/.525X.200/LS.400/.040
 RAD/.300X.325/LS.200/.031	 RAD/.400X.300/LS.300/.031	 RAD/.450X.275/LS.300/.031	 RAD/.575X.225/LS.400/.034
 RAD/.325X.175/LS.200/.031	 RAD/.400X.300/LS.300/.034	 RAD/.450X.275/LS.300/.034	 RAD/.575X.250/LS.400/.034
 RAD/.325X.200/LS.200/.031	 RAD/.400X.325/LS.300/.031	 RAD/.450X.275/LS.300/.031	 RAD/.575X.275/LS.400/.034
 RAD/.350X.175/LS.200/.031	 RAD/.400X.325/LS.300/.031	 RAD/.450X.300/LS.300/.031	 RAD/.575X.275/LS.400/.034

LIBRARY	TM NON-POLARIZED RADIAL	PAGE
TM_RAD	FOOTPRINT LIBRARY	TM_RAD-1

NON-POLARIZED RADIALS

RAD / LENGTH X WIDTH / LEAD SPACING / HOLE SIZE

CK Types



LIBRARY	TM NON-POLARIZED RADIAL	PAGE
TM_RAD	FOOTPRINT LIBRARY	TM_RAD-2

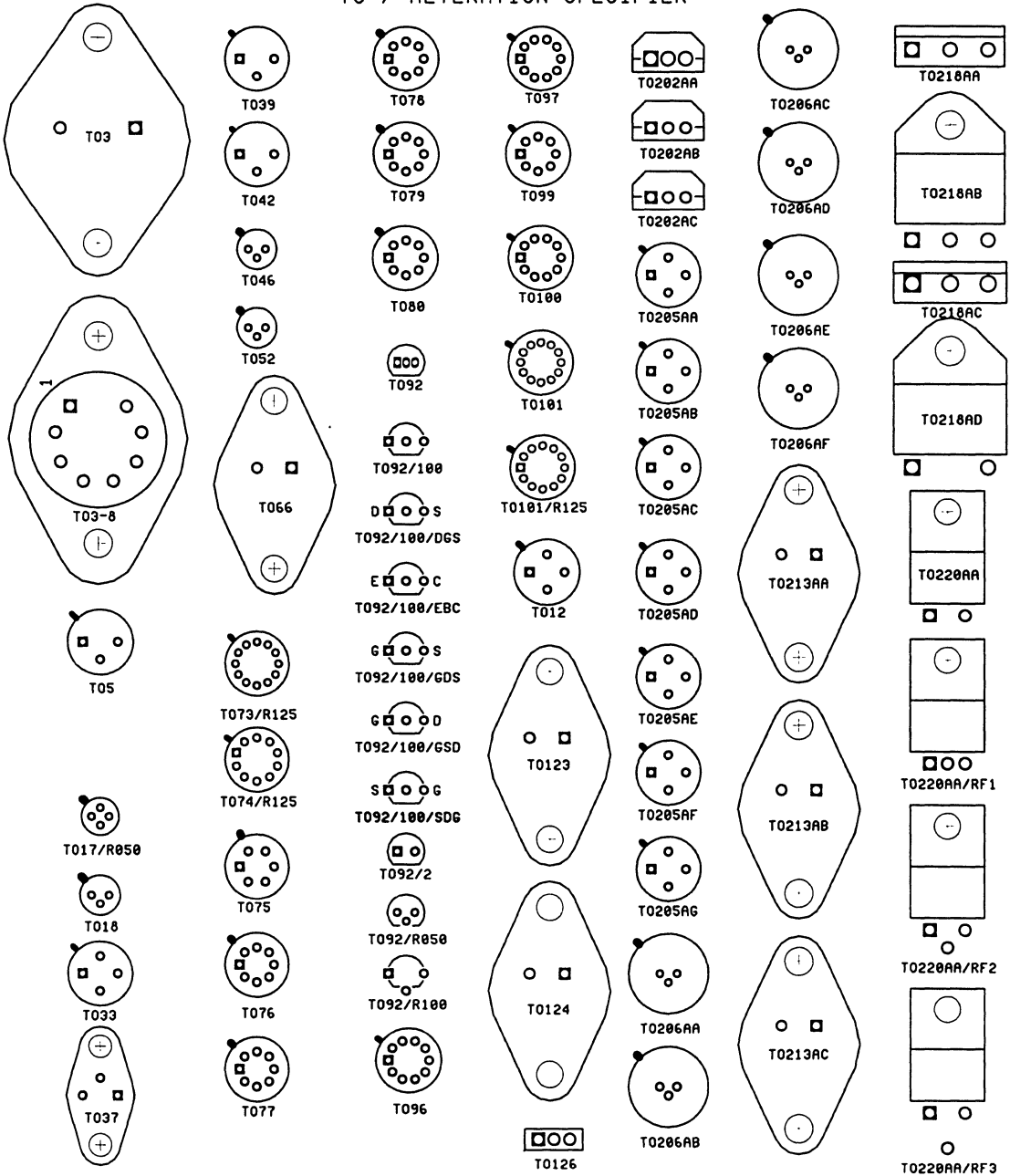
TO

TO	=	TO types
Number	=	JEDEC compatible types
/ Specifier	=	Clarfication or altered from original form
Help	-	Library HELP footprint available, turn on COMMENT layer

TO100	TO213AC	TO243AB/SOT89-	TO46
TO101	TO218AA	2	TO5
TO101/R125	TO218AB	TO247AA	TO52
TO12	TO218AC	TO247AB	TO66
TO123	TO218AD	TO247AC	TO73/R125
TO124	TO220AA	TO247AD	TO74/R125
TO126	TO220AA/RF1	TO252AA/DPAK	TO75
TO17/R050	TO220AA/RF2	TO252AB/DPAK	TO76
TO18	TO220AA/RF3	TO253AA/SOT143	TO77
TO202AA	TO220AB	TO254AA	TO78
TO202AB	TO220AB/VF1	TO256AA	TO79
TO202AC	TO220AB/VF2	TO257AA	TO80
TO205AA	TO220AC	TO257AB	TO92
TO205AB	TO221AA	TO258AA	TO92/100
TO205AC	TO221AB	TO260AA	TO92/100/DGS
TO205AD	TO225AA	TO261AA/SOT223	TO92/100/EBC
TO205AE	TO225AB	TO262AA	TO92/100/GDS
TO205AF	TO226AA	TO263AA	TO92/100/GSD
TO205AG	TO226AB	TO263AB	TO92/100/SDG
TO206AA	TO226AB/R050	TO264AA	TO92/2
TO206AB	TO226AC	TO265AA	TO92/R050
TO206AC	TO226AE	TO3	TO92/R100
TO206AD	TO236AA/SOT23	TO3-8	TO96
TO206AE	TO236AB/SOT23	TO33	TO97
TO206AF	TO237AA	TO37	TO99
TO213AA	TO243AA/SOT89	TO39	
TO213AB		TO42	

TO COMPATIBLES

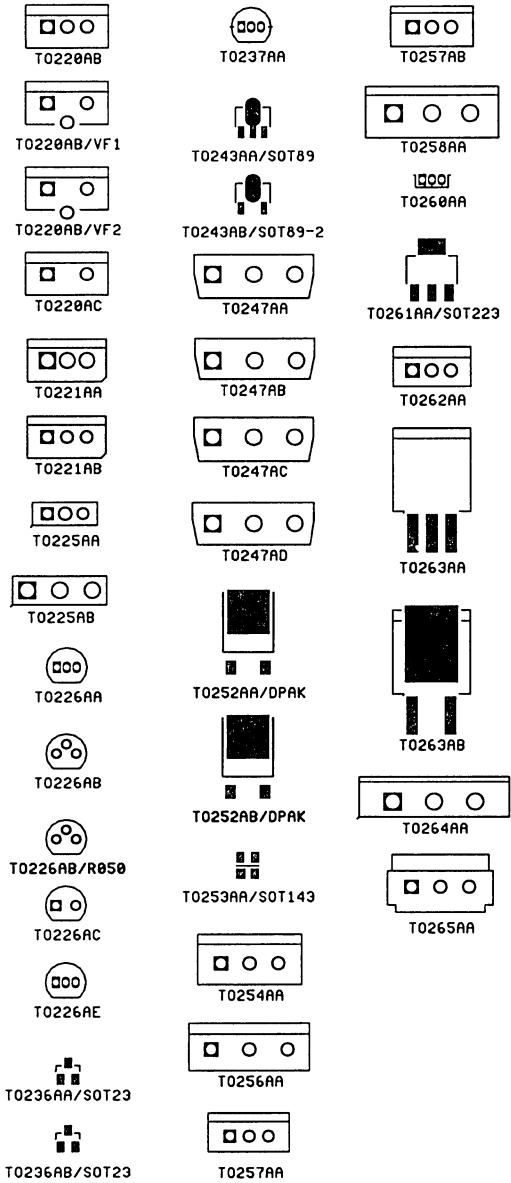
TO / ALTERATION SPECIFIER



LIBRARY	TO COMPATIBLE	PAGE
TO	FOOTPRINT LIBRARY	TO-1

TO COMPATIBLES

TO / ALTERATION SPECIFIER



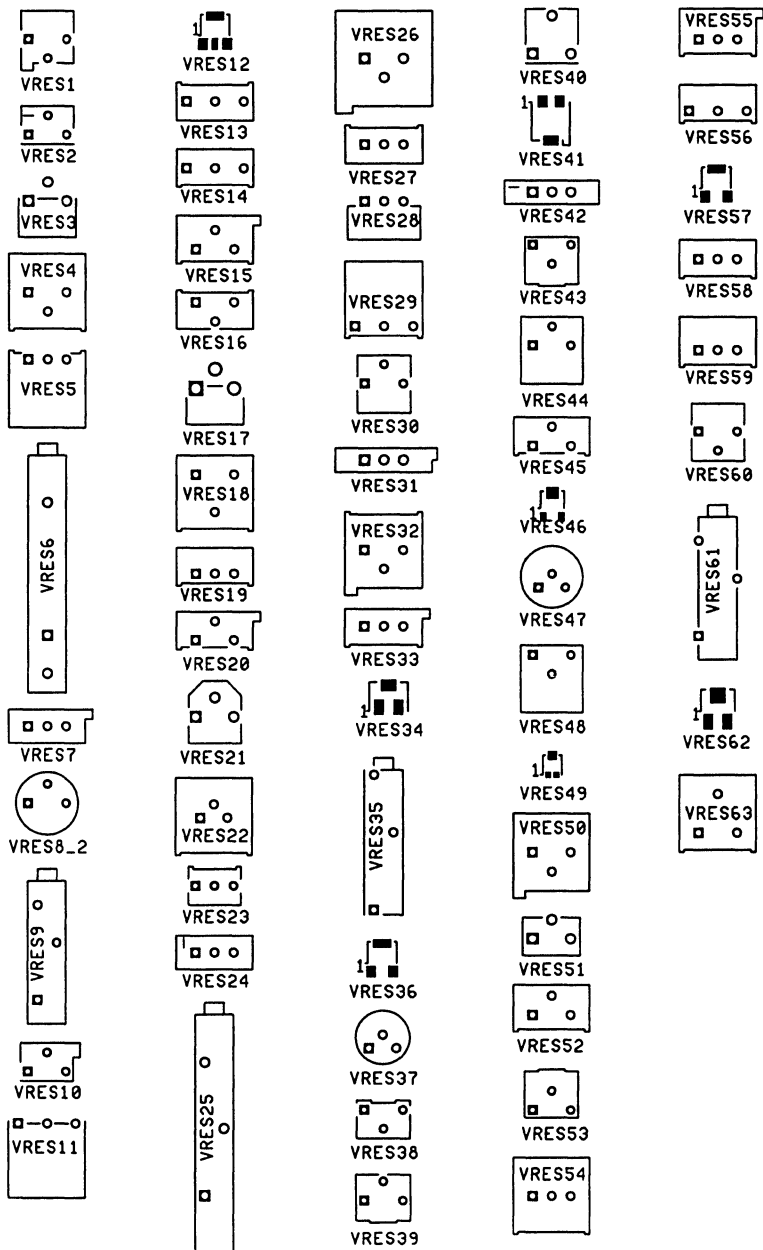
LIBRARY	TO COMPATIBLE	PAGE
TO	FOOTPRINT LIBRARY	TO-2

VRES

VRES	=	Variable resistors
Number	=	Pattern number
Help	-	Library HELP footprint available, turn on COMMENT layer

VRES1	VRES40
VRES10	VRES41
VRES11	VRES42
VRES12	VRES43
VRES13	VRES44
VRES14	VRES45
VRES15	VRES46
VRES16	VRES47
VRES17	VRES48
VRES18	VRES49
VRES19	VRES5
VRES2	VRES50
VRES20	VRES51
VRES21	VRES52
VRES22	VRES53
VRES23	VRES54
VRES24	VRES55
VRES25	VRES56
VRES26	VRES57
VRES27	VRES58
VRES28	VRES59
VRES29	VRES6
VRES3	VRES60
VRES30	VRES61
VRES31	VRES62
VRES32	VRES63
VRES33	VRES7
VRES34	VRES8
VRES35	VRES9
VRES36	
VRES37	
VRES38	
VRES39	
VRES4	

VARIABLE RESISTORS



LIBRARY	VARIABLE RESISTOR	PAGE
VRES	FOOTPRINT LIBRARY	VRES-1

WCON.100t

WCON.100t	=	.100 Latching Thru-hole Mount Connectors
RH, VH	=	Rt. angle & vertical headers
TM2	=	Thru-hole mount 2-in-line
OE	=	Odd-Even pinout
S	=	.025 sq. post
W	=	Width
Number	=	Pin count
Help	-	Library HELP footprint available, turn on COMMENT layer

Rt. Angle

WALCON.100/RH/TM2OE/W.550/10
WALCON.100/RH/TM2OE/W.550/12
WALCON.100/RH/TM2OE/W.550/14
WALCON.100/RH/TM2OE/W.550/16
WALCON.100/RH/TM2OE/W.550/20
WALCON.100/RH/TM2OE/W.550/24
WALCON.100/RH/TM2OE/W.550/26
WALCON.100/RH/TM2OE/W.550/30
WALCON.100/RH/TM2OE/W.550/34
WALCON.100/RH/TM2OE/W.550/40
WALCON.100/RH/TM2OE/W.550/50
WALCON.100/RH/TM2OE/W.550/60
WALCON.100/RH/TM2OE/W.550/64

Rt. Angle w/ .025 Sq. Post

WALCON.100/RH/TM2OES/W.550/10
WALCON.100/RH/TM2OES/W.550/12
WALCON.100/RH/TM2OES/W.550/14
WALCON.100/RH/TM2OES/W.550/16
WALCON.100/RH/TM2OES/W.550/20
WALCON.100/RH/TM2OES/W.550/24
WALCON.100/RH/TM2OES/W.550/26
WALCON.100/RH/TM2OES/W.550/30
WALCON.100/RH/TM2OES/W.550/34
WALCON.100/RH/TM2OES/W.550/40
WALCON.100/RH/TM2OES/W.550/50
WALCON.100/RH/TM2OES/W.550/60
WALCON.100/RH/TM2OES/W.550/64

Vertical

WALCON.100/VH/TM2OE/W.325/10
WALCON.100/VH/TM2OE/W.325/14
WALCON.100/VH/TM2OE/W.325/16
WALCON.100/VH/TM2OE/W.325/20
WALCON.100/VH/TM2OE/W.325/24
WALCON.100/VH/TM2OE/W.325/26
WALCON.100/VH/TM2OE/W.325/30
WALCON.100/VH/TM2OE/W.325/34
WALCON.100/VH/TM2OE/W.325/40
WALCON.100/VH/TM2OE/W.325/50
WALCON.100/VH/TM2OE/W.325/60
WALCON.100/VH/TM2OE/W.325/64

Vertical w/ .025 Sq. Posts

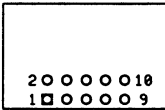
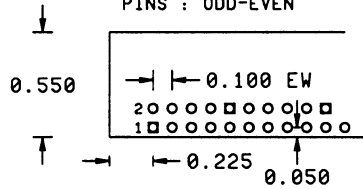
WALCON.100/VH/TM2OES/W.325/10
WALCON.100/VH/TM2OES/W.325/14
WALCON.100/VH/TM2OES/W.325/16
WALCON.100/VH/TM2OES/W.325/20
WALCON.100/VH/TM2OES/W.325/24
WALCON.100/VH/TM2OES/W.325/26
WALCON.100/VH/TM2OES/W.325/30
WALCON.100/VH/TM2OES/W.325/34
WALCON.100/VH/TM2OES/W.325/40
WALCON.100/VH/TM2OES/W.325/50
WALCON.100/VH/TM2OES/W.325/60
WALCON.100/VH/TM2OES/W.325/64

.100 WALLED/SHROUDED HEADERS

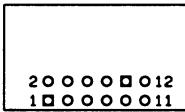
WALCON.100/ R HDR/ THRU MOUNT 2-IN-LINE ODD-EVEN/ WIDTH/ PINS

PADSTACK : .058 PAD / .037 HOLE

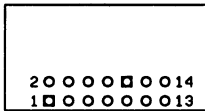
PINS : ODD-EVEN



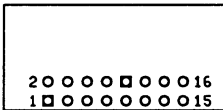
WALCON.100/RH/TM20E/W.550/10



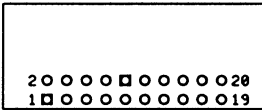
WALCON.100/RH/TM20E/W.550/12



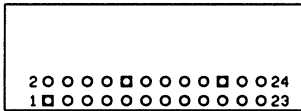
WALCON.100/RH/TM20E/W.550/14



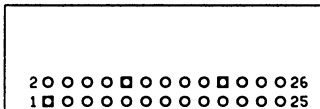
WALCON.100/RH/TM20E/W.550/16



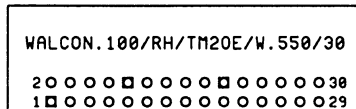
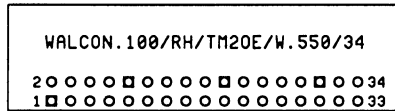
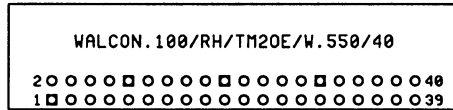
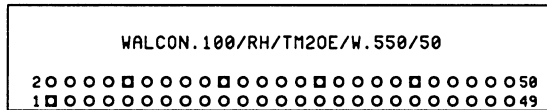
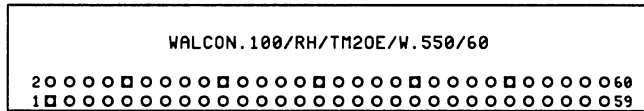
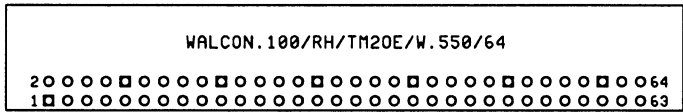
WALCON.100/RH/TM20E/W.550/20



WALCON.100/RH/TM20E/W.550/24



WALCON.100/RH/TM20E/W.550/26

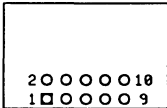
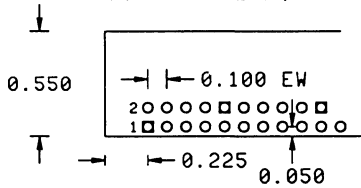


LIBRARY	TM .100 WALL/SHROUD CONN.	PAGE
WCON100T	FOOTPRINT LIBRARY	WCON100T-1

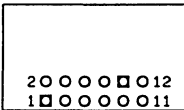
.100 WALLED/SHROUDED HEADERS

WALCON.100/ R HDR/THRU MOUNT 2-IN-LINE ODD-EVEN SQ./WIDTH/PINS

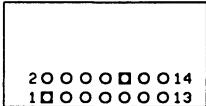
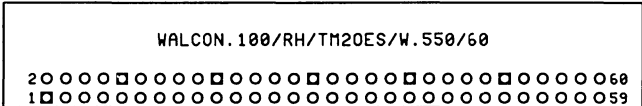
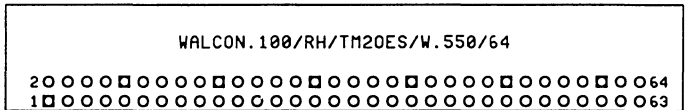
PADSTACK : .062 PAD / .040 HOLE
PINS : ODD-EVEN, .025 SQ.POST



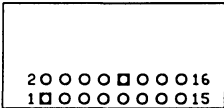
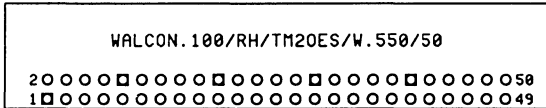
WALCON.100/RH/TM20ES/W.550/10



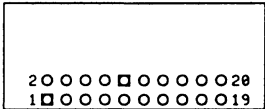
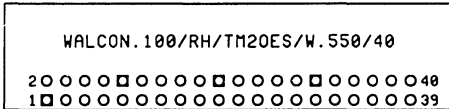
WALCON.100/RH/TM20ES/W.550/12



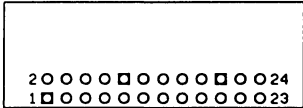
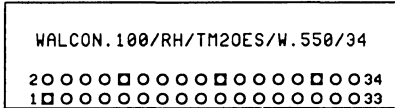
WALCON.100/RH/TM20ES/W.550/14



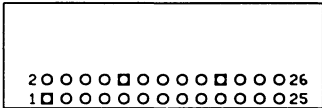
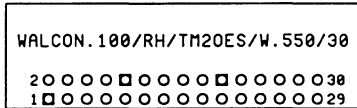
WALCON.100/RH/TM20ES/W.550/16



WALCON.100/RH/TM20ES/W.550/20



WALCON.100/RH/TM20ES/W.550/24

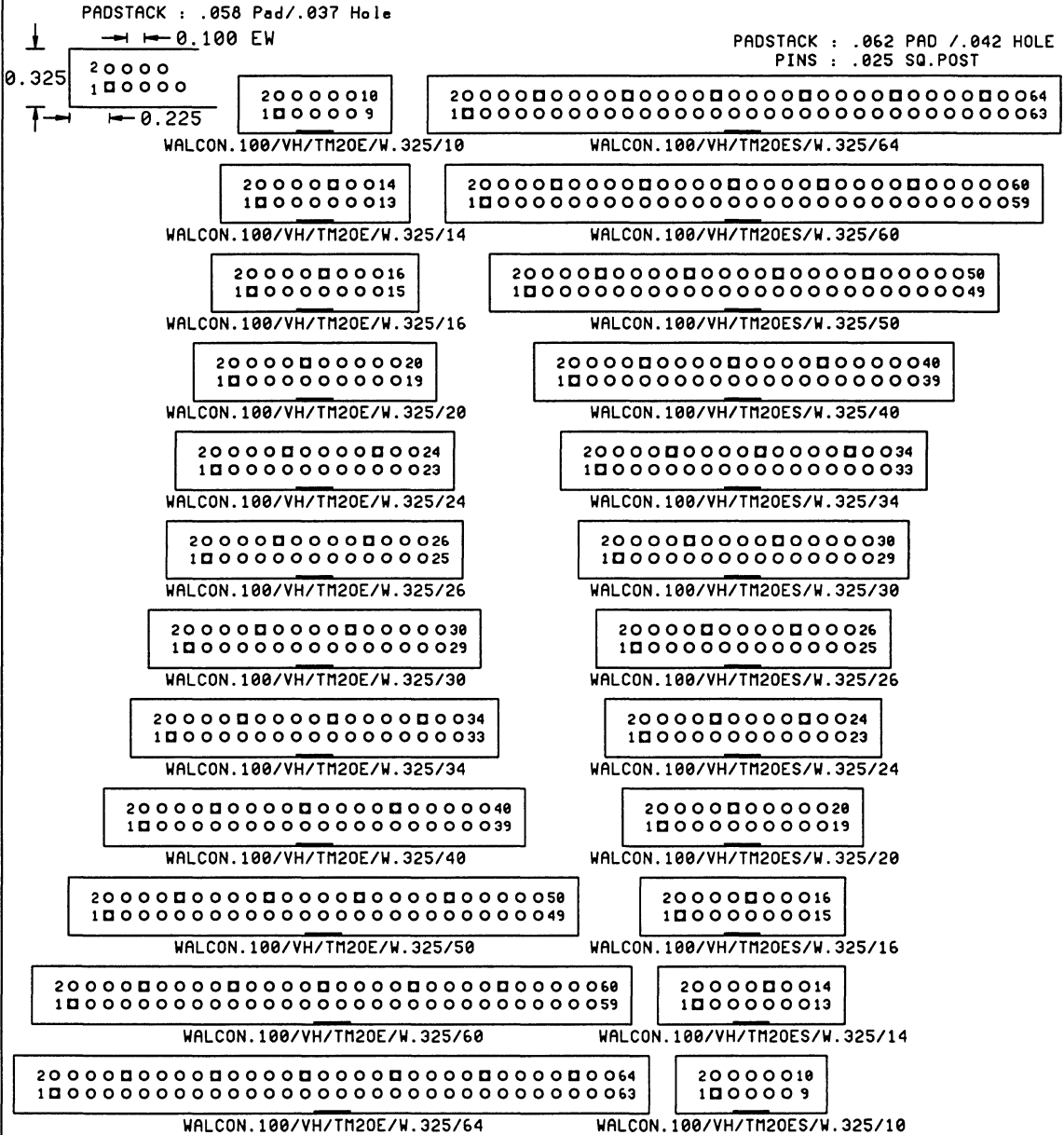


WALCON.100/RH/TM20ES/W.550/26

LIBRARY	TM .100 WALL/SHROUD CONN.	PAGE
WCON100T	FOOTPRINT LIBRARY	WCON100T-2

.100 WALLED/SHROUDED HEADERS

WALCON.100/ V HDR/ THRU MOUNT 2-IN-LINE ODD-EVEN/WIDTH/PINS
 WALCON.100/ V HDR/ THRU MOUNT 2-IN-LINE ODD-EVEN SQ/WIDTH/PINS



LIBRARY	TM .100 WALL/SHROUD CONN.	PAGE
WCON100T	FOOTPRINT LIBRARY	WCON100T-3

XT

XT	=	XT Compatible Footprints
Fingers	=	Card edge fingers
Socket	=	Card edge sockets, thru-hole mount
Technology Files	-	Available, listed in Technology File Section

Fingers

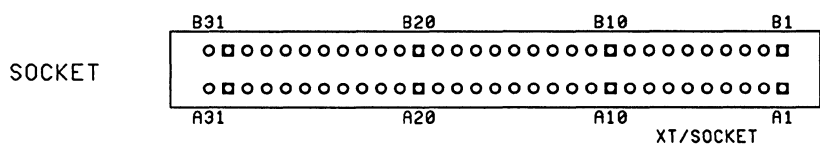
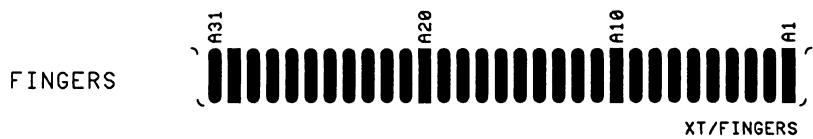
XT/FINGERS

Edge Connector Sockets

XT/SOCKET

XT COMPATIBLE CONNECTORS

BOARDBLANK TECHNOLOGY FILE IS AVAILABLE



LIBRARY v6.60	XT CONNECTOR	PAGE
XT	FOOTPRINT LIBRARY	XT-1

ZIGZAG

ZIGZAG.100	=	.100 pitch ZIGZAG staggered row format
L	=	Length
Number	=	Pin count
Standard Pinout	-	Sequential
Socket Outlines	-	Located on COMMENT layer
Help	-	Library HELP footprint available, turn on COMMENT layer

ZIGZAG.100/L.850/16
ZIGZAG.100/L1.050/20
ZIGZAG.100/L1.250/24
ZIGZAG.100/L1.450/28
ZIGZAG.100/L2.050/40

ZIGZAG

ZIGZAG + PITCH / LENGTH / PINS



ZIGZAG.100/L.850/16



ZIGZAG.100/L1.050/20



ZIGZAG.100/L1.250/24



ZIGZAG.100/L1.450/28



ZIGZAG.100/L2.050/40

LIBRARY	ZIGZAG	PAGE
ZIGZAG	FOOTPRINT LIBRARY	ZIGZAG-1

Technology Files

HELP - Dimensions and referece data are on COMMENT layer

Dimm .050 Compatible

Dimm.050 8 Byte.

3.3v Nstd = DM8B3VNS
3.3v Std = DM8B3VST
3.3v Sync = DM8B3VSY

5v Nstd = DM8B5VNS
5v Std = DM8B5VST
5v Sync = DM8B5VSY

X.X v Nstd = DM8BXVNS
X.X v Std = DM8BXVST
X.X v Sync = DM8BXVSY

Dimm.050 Center Pol.

Center Pol. 128 = DM_CP128
Center Pol. 136 = DM_CP136
Center Pol. 144 = DM_CP144
Center Pol. 160 = DM_CP160
Center Pol. 200 = DM_CP200

Dimm.050 Left Pol.

Left Pol. 128 = DM_LP128
Left Pol. 136 = DM_LP136
Left Pol. 144 = DM_LP144
Left Pol. 160 = DM_LP160
Left Pol. 200 = DM_LP200

Eurocard Compatible

3U x 100 mm = EC3UX100
3U x 160 mm = EC3UX160
3U x 220 mm = EC3UX220
3U x 280 mm = EC3UX280
3U x 340 mm = EC3UX340
3U x 400 mm = EC3UX400

6U x 100 mm = EC6UX100
6U x 160 mm = EC6UX160
6U x 220 mm = EC6UX220
6U x 280 mm = EC6UX280
6U x 340 mm = EC6UX340
6U x 400 mm = EC6UX400

9U x 100 mm = EC9UX100
9U x 160 mm = EC9UX160
9U x 220 mm = EC9UX220
9U x 280 mm = EC9UX280
9U x 340 mm = EC9UX340
9U x 400 mm = EC9UX400

ISA Compatible

ISA

PC/104 Compatible

PC/104 16 Bit = PC104_16
PC/104 8 Bit = PC104_8

PCI Compatible

PCI 32 bit 5v = PCI32_5V

Simm .050 Compatible

Left Polarized

Left polar 100 = S050L100
Left polar 38 = S050L_38
Left polar 40 = S050L_40
Left polar 64 = S050L_64
Left polar 68 = S050L_68
Left polar 72 = S050L_72
Left polar 80 = S050L_80

Right Polarized

Right polar 100 = S050R100
Right polar 38 = S050R_38
Right polar 40 = S050R_40
Right polar 64 = S050R_64
Right polar 68 = S050R_68
Right polar 72 = S050R_72
Right polar 80 = S050R_80

Simm .100 Compatible

Left Polarized

Left polar 22 = S100L_22
Left polar 30 = S100L_30
Left polar 35 = S100L_35
Left polar 42 = S100L_42

Right Polarized

Right polar 22 = S100R_22
Right polar 30 = S100R_30
Right polar 35 = S100R_35
Right polar 40 = S100R_40
Right polar 42 = S100R_42
Right polar 45 = S100R_45

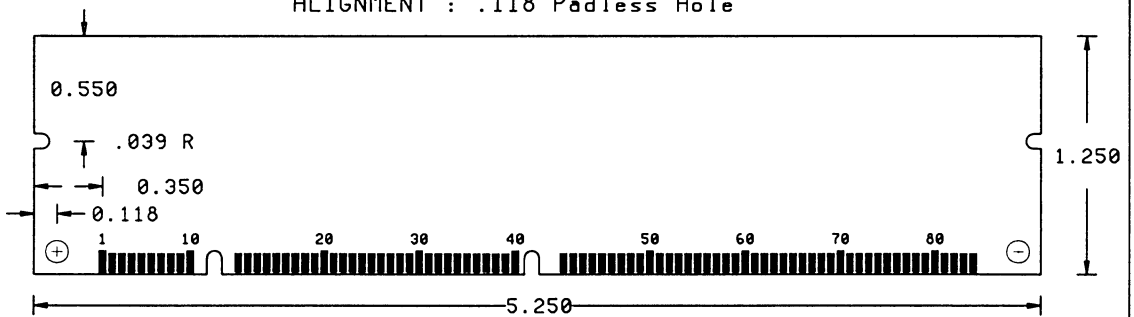
XT Compatible

XT

.050 8 BYTE COMPATIBLE TECHNOLOGY FILES

CONFIRM INFORMATION USING CURRENT VENDOR DATA SHEETS

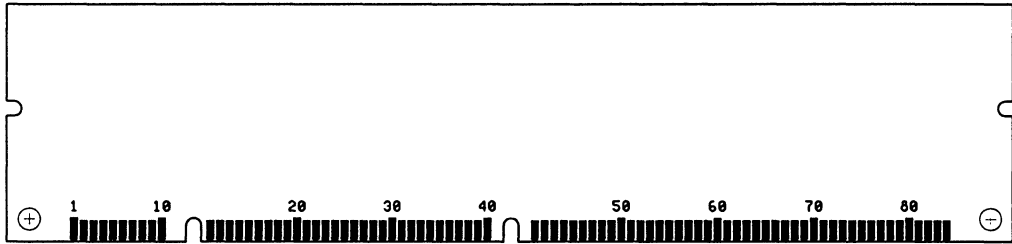
PADS : .040 x .100
ALIGNMENT : .118 Padless Hole



TECH FILES	.050 8 BYTE DIMM BOARDBLANK	PAGE
-	TECHNOLOGY FILES	TF_DIMM050-1

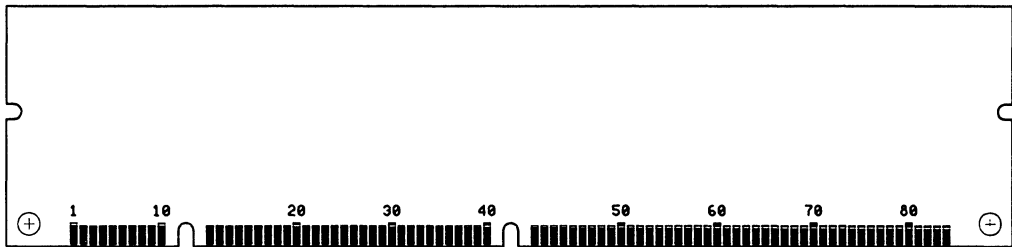
.050 8 BYTE DIMM TECHNOLOGY FILES

3.3 VOLT



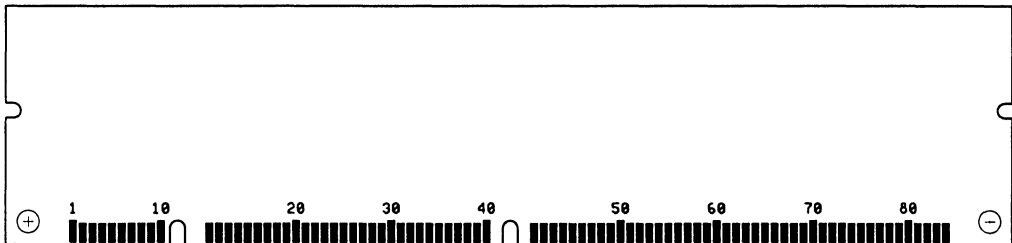
DIMM.050_8B_3.3V_NSTD

TECHONOLOGY FILE: DM8B3VNS



DIMM.050_8B_3.3V_STD

TECHNOLOGY FILE : DM8B3VST



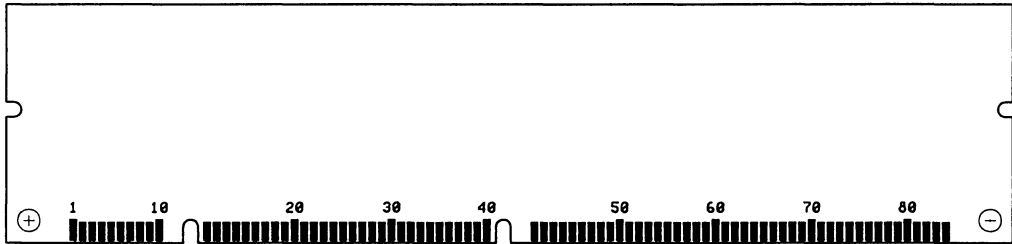
DIMM.050_8B_3.3V_SYNC

TECHNOLOGY FILE: DM8B3VSY

TECH FILES	.050 8 BYTE DIMM BOARDBLANK	PAGE
-	TECHNOLOGY FILES	TF_DIMM050-2

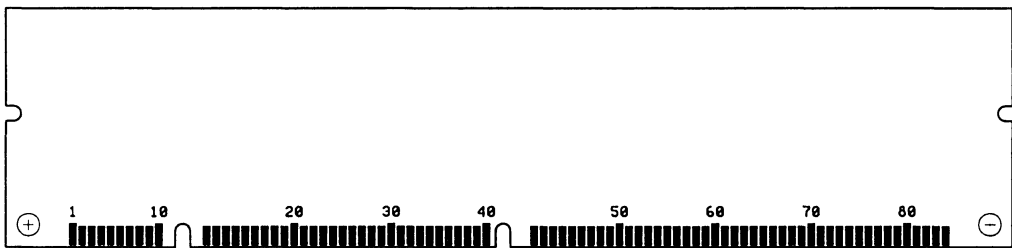
.050 8 BYTE DIMM TECHNOLOGY FILES

5 VOLT



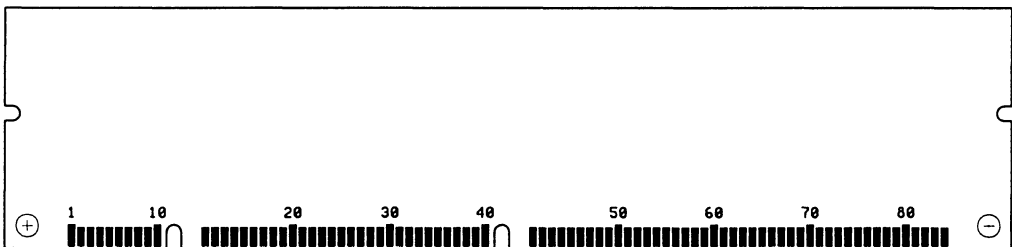
DIMM.050_8B_5V_NSTD

TECHNOLOGY FILE : DM8B5VNS



DIMM.050_8B_5V_STD

TECHNOLOGY FILE : DM8B5VST



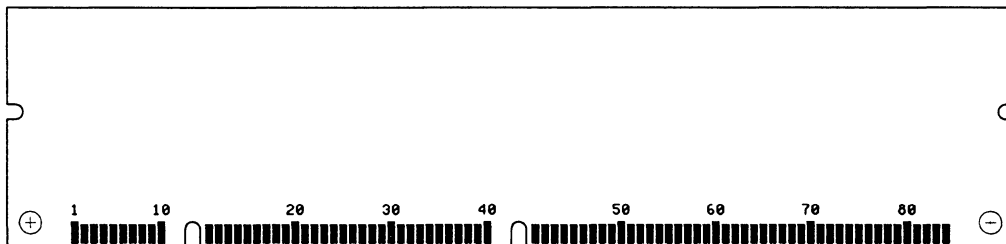
DIMM.050_8B_5V_SYNC

TECHNOLOGY FILE : DM8B5VSY

TECH FILES	.050 8 BYTE DIMM BOARDBLANK	PAGE
-	TECHNOLOGY FILES	TF_DIMM050-3

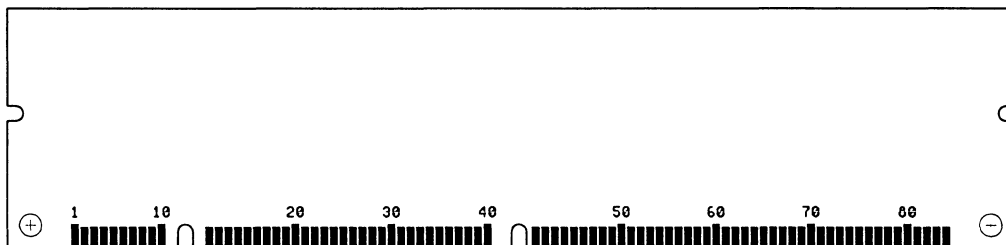
.050 8 BYTE DIMM TECHNOLOGY FILES

X.X VOLT



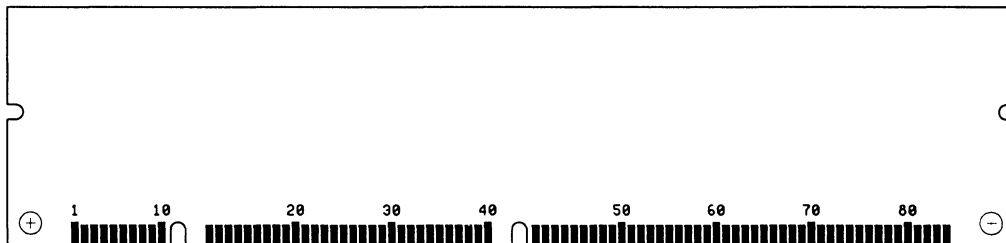
DIMM.050_8B_X.XV_NSTD

TECHNOLOGY FILE : DM8BXVNS



DIMM.050_8B_X.XV_STD

TECHNOLOGY FILE : DM8BXVST



DIMM.050_8B_X.XV_SYNC

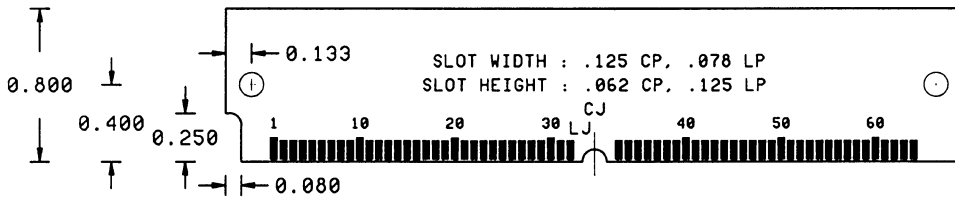
TECHNOLOGY FILE : DM8BXVSY

TECH FILES	.050 8 BYTE DIMM BOARDBLANK	PAGE
-	TECHNOLOGY FILES	TF_DIMM050-4

.050 DIMM TECHNOLOGY FILES

CONFIRM DATA USING CURRENT VENDOR DATA SHEETS

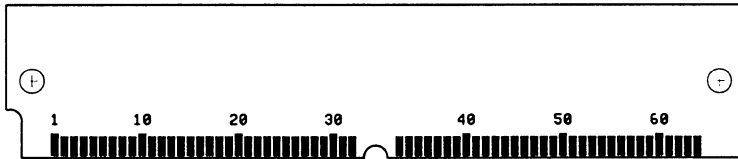
INDEX : CENTER & LEFT POLARIZED
PINOUT : SEQUENTIAL
PAD : .040 x .100
ALIGNMENT : .125 PADLESS HOLE



TECH FILES	.050 DIMM BOARDBLANK	PAGE
-	TECHNOLGY FILES	TF_DIMM050-5

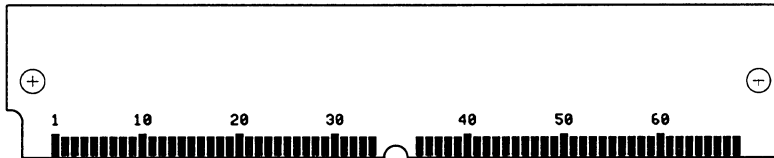
.050 DIMM TECHNOLOGY FILES

CENTER POLARIZED



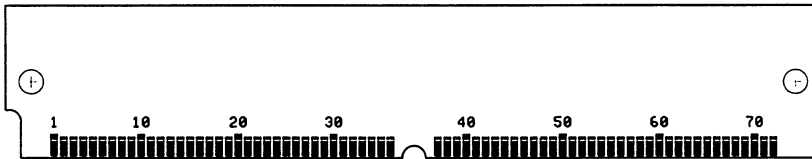
DIMM.050 CENTER POLARIZED 128

TECHNOLOGY FILE : DM_CP128



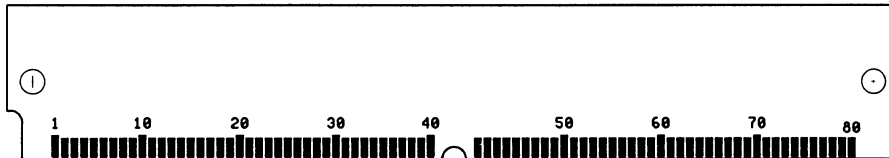
DIMM.050 CENTER POLARIZED 136

TECHNOLOGY FILE : DM_CP136



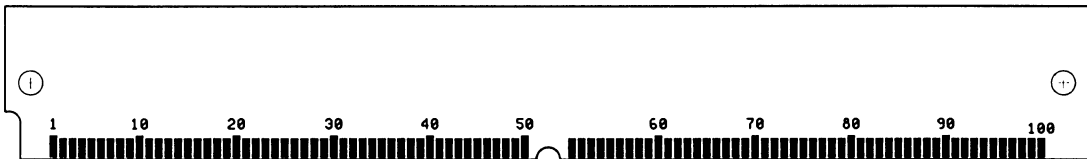
DIMM.050 CENTER POLARIZED 144

TECHNOLOGY FILE : DM_CP144



DIMM.050 CENTER POLARIZED 160

TECHNOLOGY FILE : DM_CP160



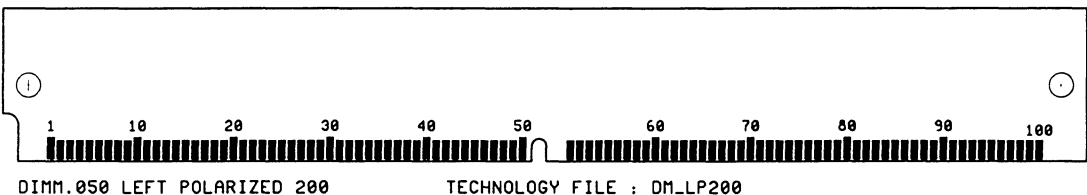
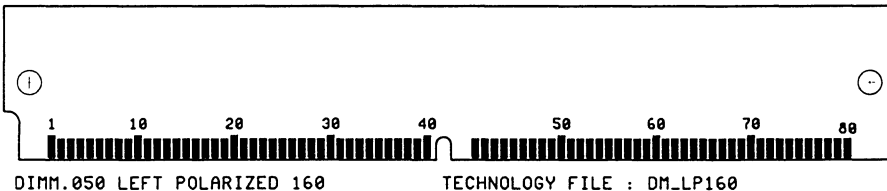
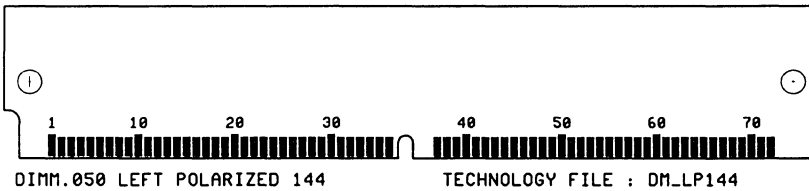
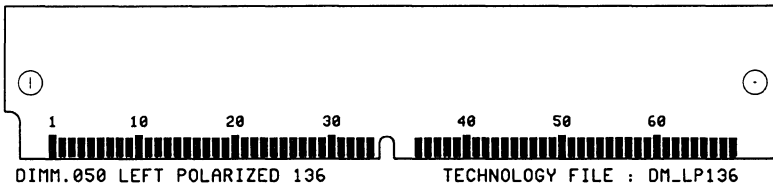
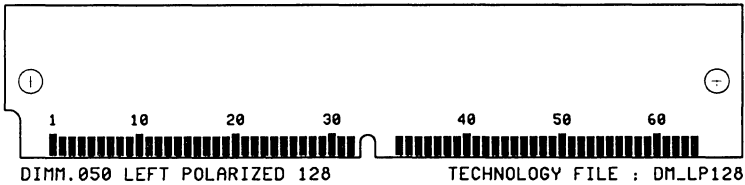
DIMM.050 CENTER POLARIZED 200

TECHNOLOGY FILE : DM_CP200

TECH FILES	.050 DIMM BOARDBLANK	PAGE
-	TECHNOLOGY FILES	TF_DIMM050-6

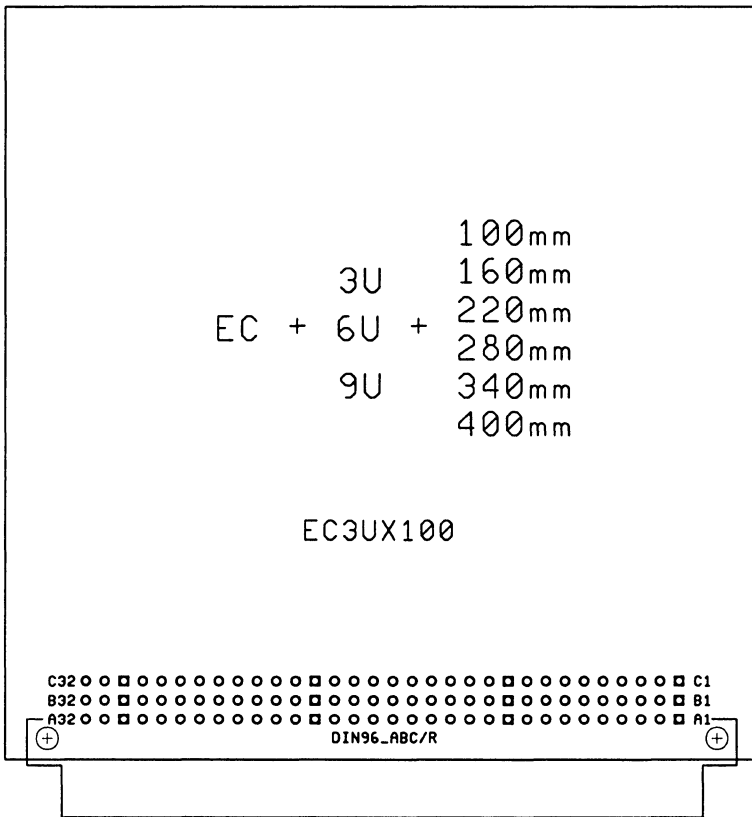
.050 DIMM TECHNOLOGY FILES

LEFT POLARIZED



TECH FILES	.050 DIMM BOARDBLANK	PAGE
-	TECHNOLOGY FILES	TF_DIMM050-7

EUROCARD COMPATIBLE TECHNOLOGY FILES

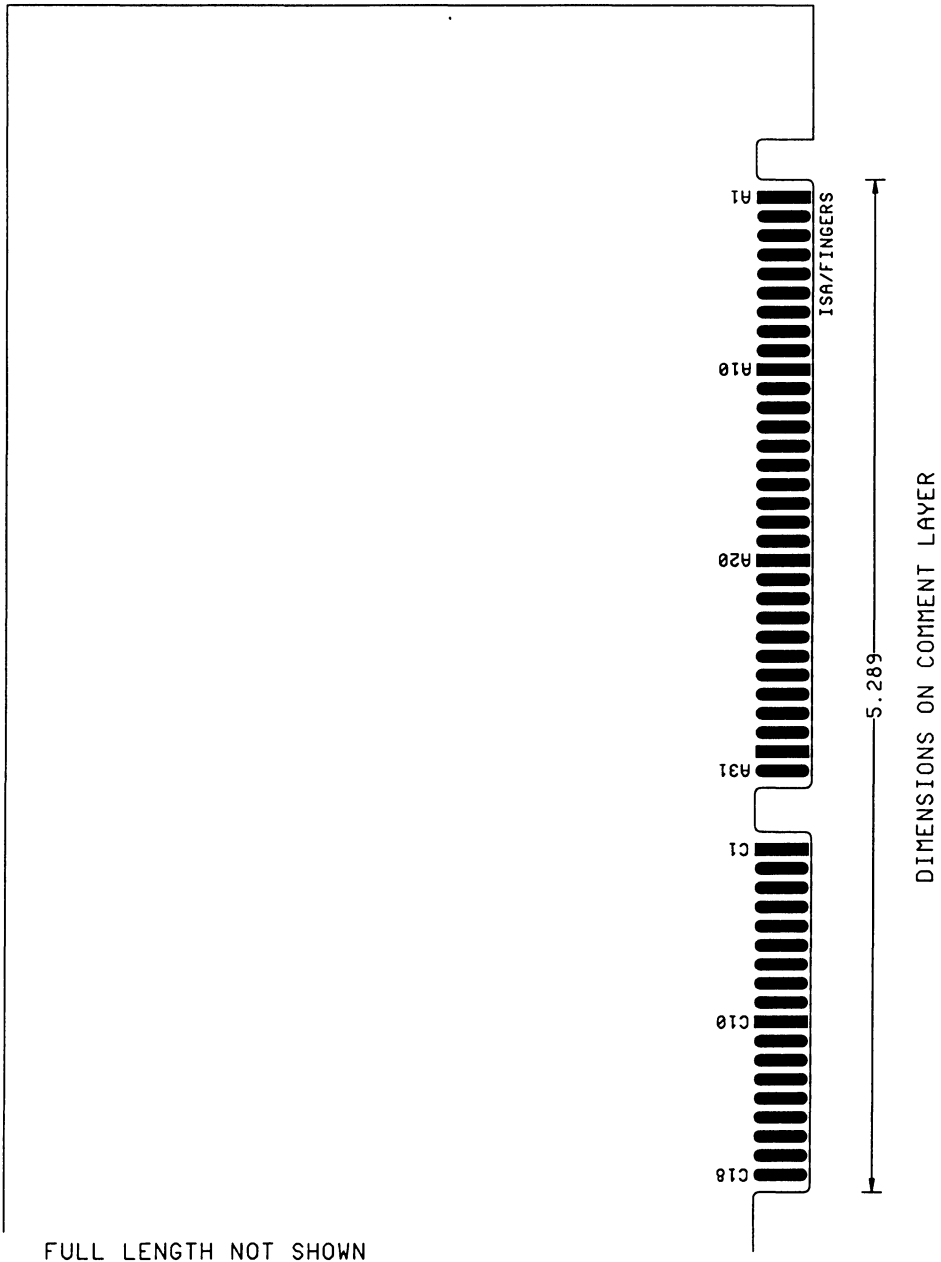


3.937

DIMENSIONS ON COMMENT LAYER

TECH FILES	EUROCARD BOARDBLANK	PAGE
-	TECHNOLOGY FILES	TF_EURO-1

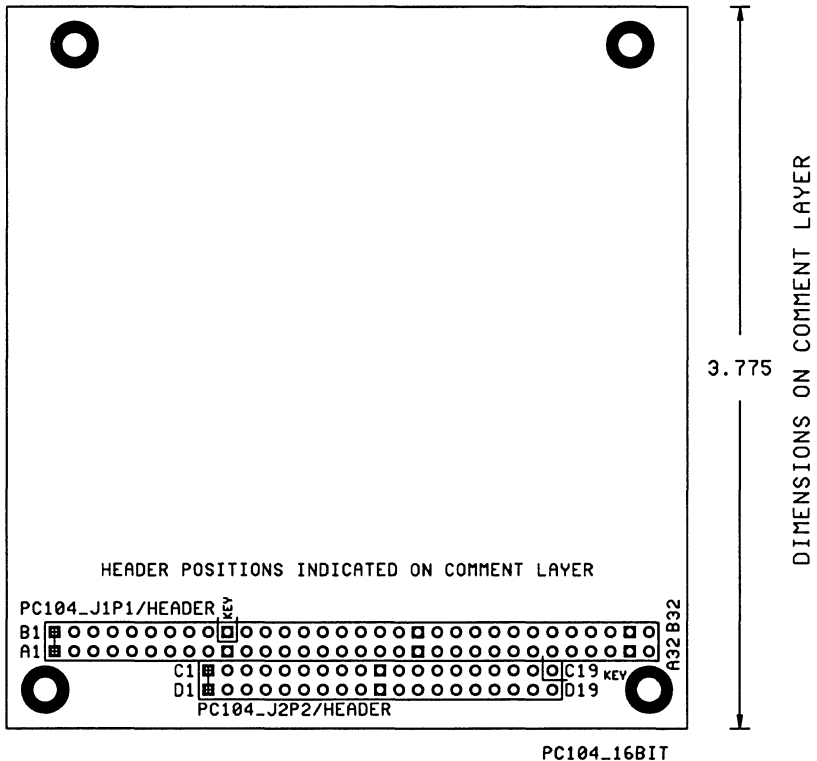
ISA COMPATIBLE TECHNOLOGY FILE



FULL LENGTH NOT SHOWN

TECH FILES	ISA COMPATIBLE BOARDBLANK	PAGE
-	TECHNOLOGY FILE	TF_ISA-1

PC/104 COMPATIBLE TECHNOLOGY FILES

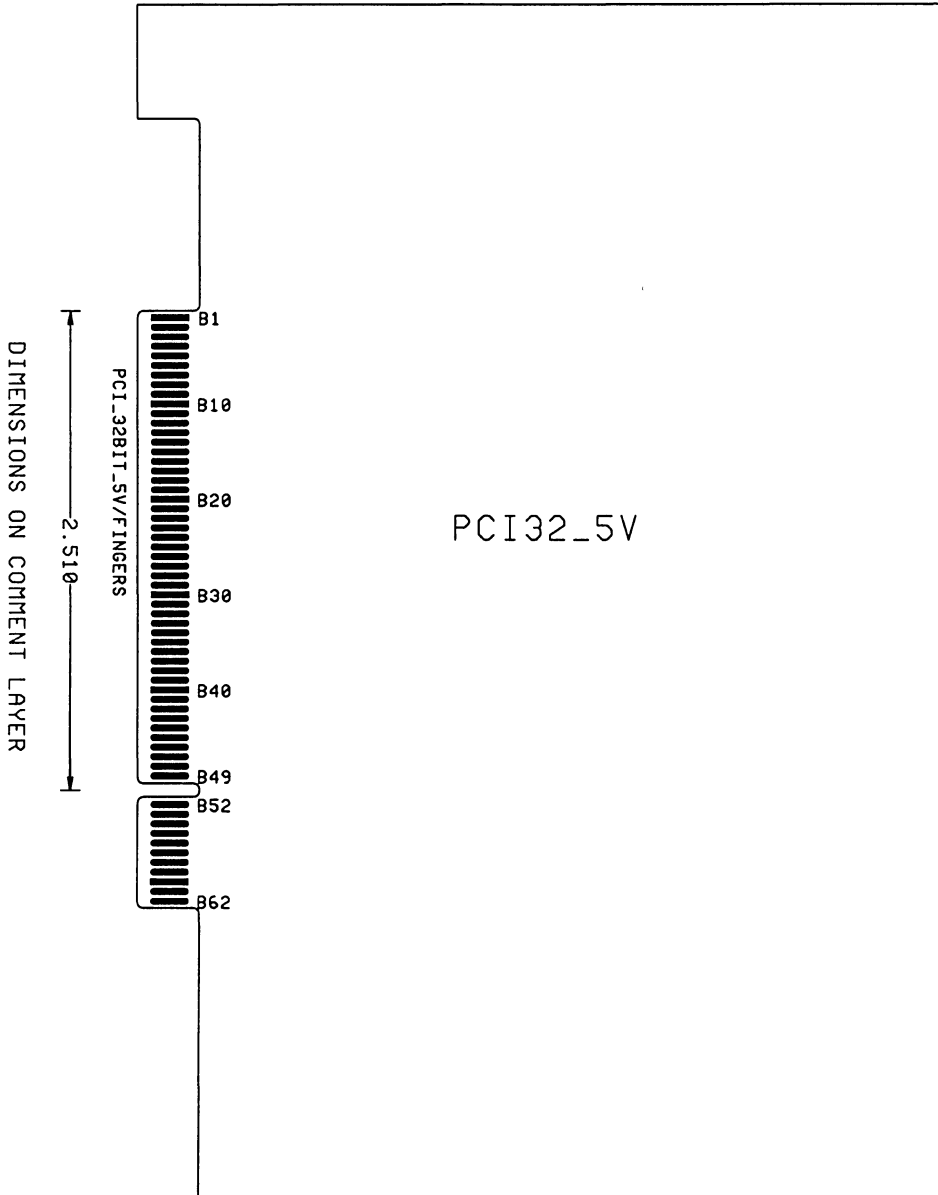


8 BIT FILENAME : PC104_8

16 BIT FILENAME : PC104_16

TECH FILES	PC/104 BOARDBLANK	PAGE
-	TECHNOLOGY FILES	TF_PC104-1

PCI 32 BIT 5V COMPATIBLE TECHNOLOGY FILE

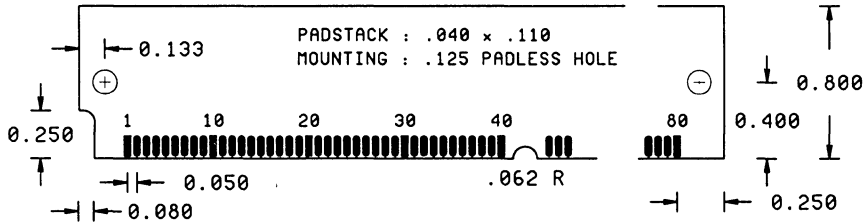


FULL LENGTH NOT SHOWN

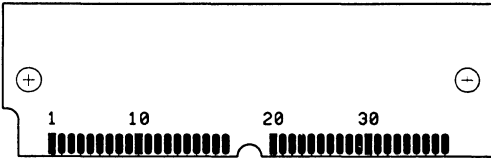
TECH FILES	PCI BOARDBLANK	PAGE
-	TECHNOLOGY FILE	TF_PCI-1

.050 SIMM TECHNOLOGY FILES

POLARIZATION : RIGHT & LEFT

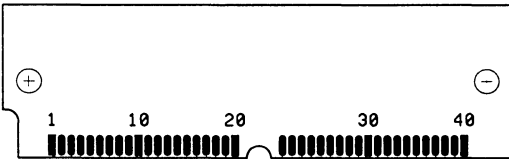


LEFT POLARIZED



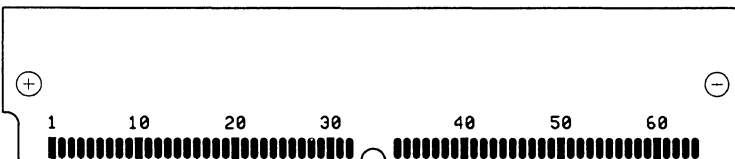
SIMM.050 LEFT POLARIZED 38

TECHNOLOGY FILE : S050L_38



SIMM.050 LEFT POLARIZED 40

TECHNOLOGY FILE : S050L_40

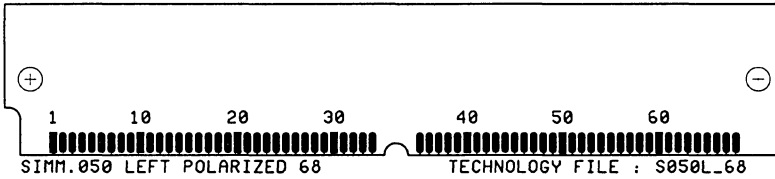


SIMM.050 LEFT POLARIZED 64

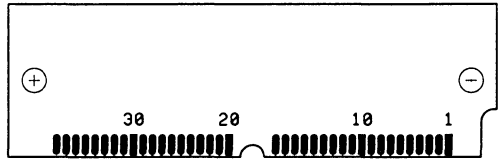
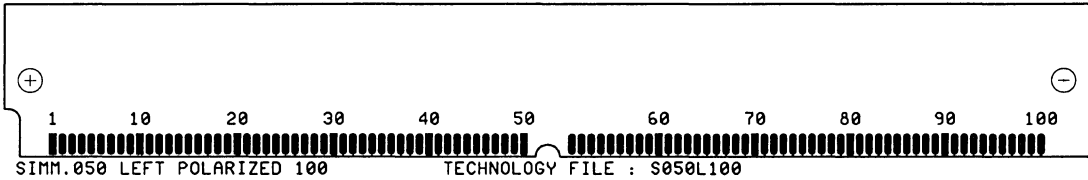
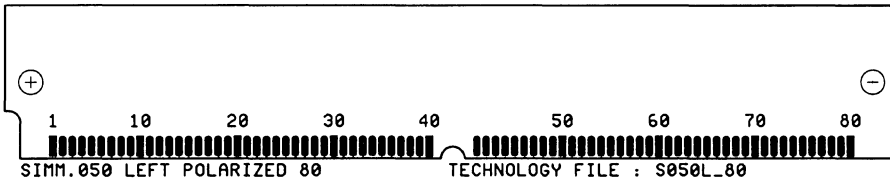
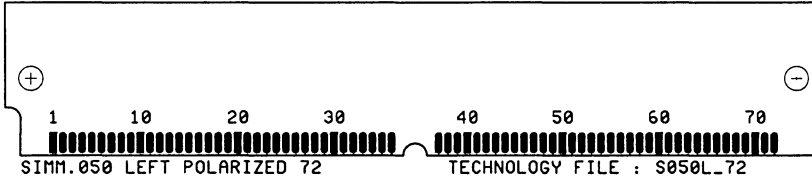
TECHNOLOGY FILE : S050L_64

TECH FILES	.050 SIMM BOARDBLANK	PAGE
-	TECHNOLOGY FILES	TF_SIMM050-1

.050 SIMM TECHNOLOGY FILES

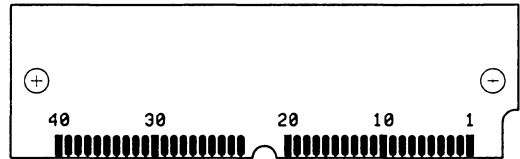


LEFT POLARIZED

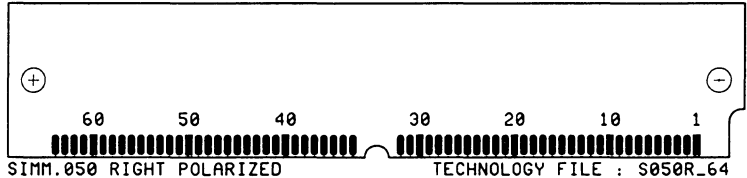


SIMM.050 RIGHT POLARIZED 38 TECHNOLOGY FILE : S050R_38

RIGHT POLARIZED



SIMM.050 RIGHT POLARIZED 40 TECHNOLOGY FILE : S050R_40

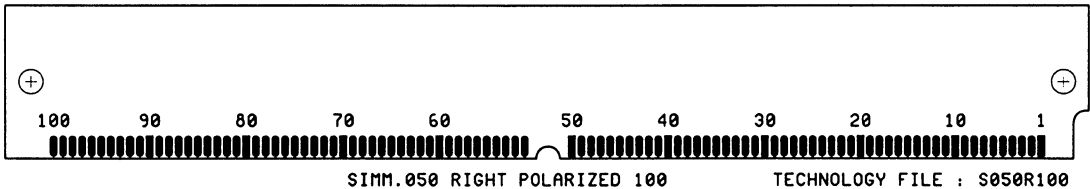
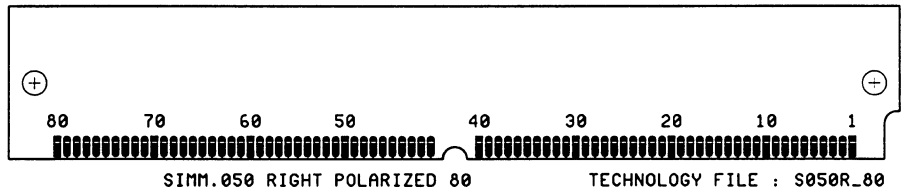
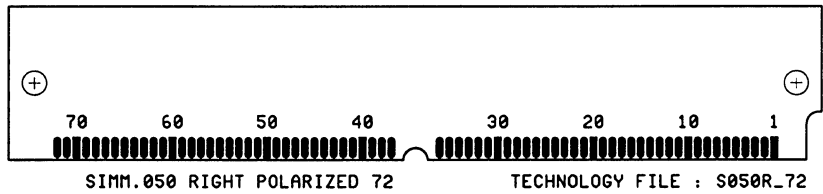
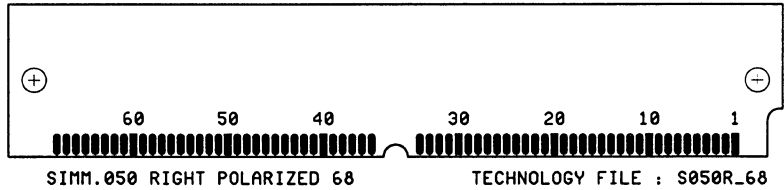


SIMM.050 RIGHT POLARIZED TECHNOLOGY FILE : S050R_64

TECH FILES	.050 SIMM BOARDBLANK	PAGE
-	TECHNOLOGY FILES	TF_SIMM050-2

.050 SIMM TECHNOLOGY FILES

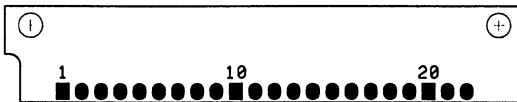
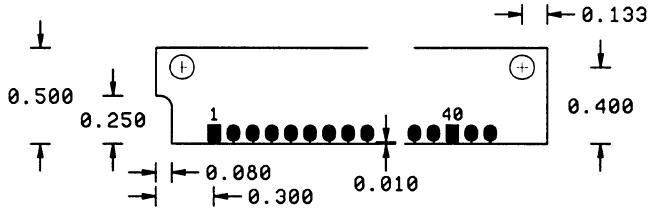
RIGHT POLARIZED



TECH FILES	.050 SIMM BOARDBLANK	PAGE
-	TECHNOLOGY FILES	TF-SIMM050-3

.100 SIMM TECHNOLOGY FILES


POLARIZATION : RIGHT & LEFT
 PADSTACK : .070 x .090
 ALIGNMENT : .125 HOLE



LEFT POLARIZED


SIMM.100 LEFT POLARIZED 22

TECHNOLOGY FILE : S100L_22




SIMM.100 LEFT POLARIZED 30

TECHNOLOGY FILE: S100L_30



SIMM.100 LEFT POLARIZED

TECHNOLOGY FILE : S100L_35



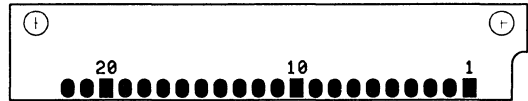
SIMM.100 LEFT POLARIZED 40

TECHNOLOGY FILE : S100L_42

TECH FILES	.100 SIMM BOARDBLANK	PAGE
-	TECHNOLOGY FILES	TF_SIMM100-1

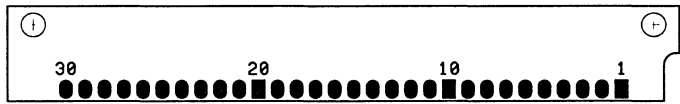
.100 SIMM TECHNOLOGY FILES

RIGHT POLARIZED



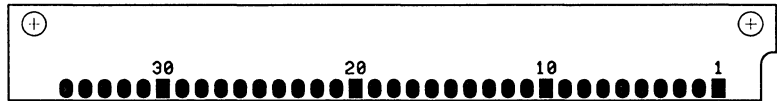
SIMM.100 RIGHT POLARIZED 22

TECHNOLOGY FILE : S100R_22



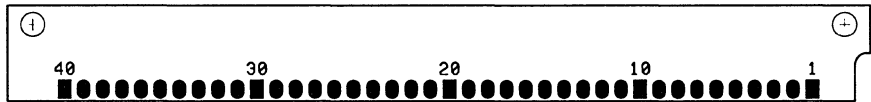
SIMM.100 RIGHT POLARIZED 30

TECHNOLOGY FILE : S100R_30



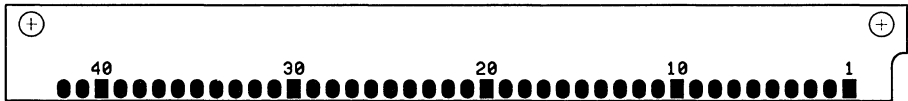
SIMM.100 RIGHT POLARIZED 35

TECHNOLOGY FILE : S100R_35



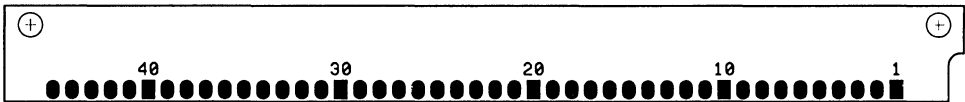
SIMM.100 RIGHT POLARIZED 40

TECHNOLOGY FILE : S100R_40



SIMM.100 RIGHT POLARIZED 42

TECHNOLOGY FILE : S100R_42

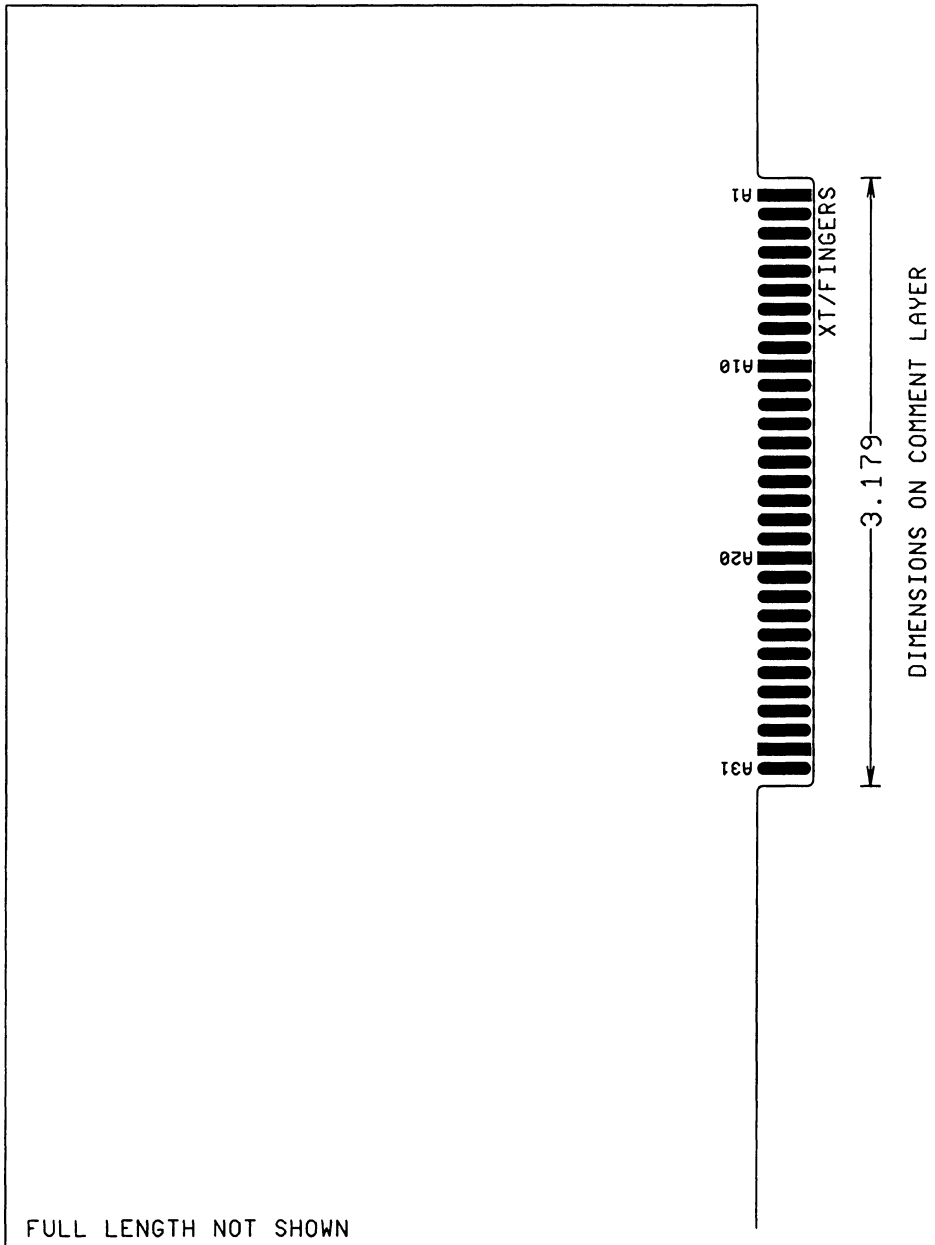


SIMM.100 RIGHT POLARIZED 45

TECHNOLOGY FILE : S100R_45

TECH FILES	.100 SIMM BOARDBLANK	PAGE
-	TECHNOLOGY FILES	TF_SIMM100-2

XT COMPATIBLE TECHNOLOGY FILE



TECH FILES

XT COMPATIBLE BOARDBLANK

PAGE

-

TECHNOLOGY FILE

TF_XT-1

