

ADVANCED COMPUTER PROGRAMMING

A Case Study of a Classroom Assembly Program

F. J. Corbató

J. W. Poduska

J. H. Saltzer

The M.I.T. Press
Massachusetts Institute of Technology
Cambridge, Massachusetts, 1963



Copyright © 1963
by
The Massachusetts Institute of Technology

All Rights Reserved

Library of Congress Catalog Card Number: 63-20529

Printed in the United States of America

PREFACE

The present book is a case study of an assembler-compiler program. It is intended to be an advanced programming text for college students, system programmer trainees, and anyone trying to acquire a general understanding of system programming techniques. We feel that laboratory exercise is an important vehicle for teaching the techniques discussed in this volume. Therefore, the translator program example used must be written in an existing language of an existing computer. We consequently have chosen the FAP language of the IBM 7090 computer to describe the translator program. Other reasons for this particular choice are given in Chapter 1. Any loss of generality is partially offset by the fact that the 7090 is currently the most widely used large-scale computer in the world and one to which many colleges and universities have access.

The motivation for the present work began with the large gap between the usual beginning digital computer programming course and the sophisticated system programming techniques of interest in programming research and development. It was felt that too many students were uncritically using the existing programming systems and were overawed by the apparent complexities in such programs as the original FØRTRAN compiler.

In order to serve as an introduction to system programming and to convince the student that the principles of translators are relatively few and basically simple, a Classroom Assembly Program named CAP was written. It was first used in November 1960, in the M. I. T. course 6.251, Digital Computer Programming Systems. Since then, an execution monitor program has been added for the convenience of both students and instructors.

Course 6.251, where CAP has been used, is a one-semester introductory course of 12 units (3 contact hours per week, 9 hours preparation.) The course begins with study of an algebraic language such as FØRTRAN or MAD. The next section covers a machine language such as FAP. The third section is devoted to the study of the CAP assembler-compiler. During the semester, the course attempts to present most important contemporary ideas about computer programming. Many of these ideas are then illustrated in the CAP exercise.

Specifically, CAP has been used as follows: Students after studying the translator have been expected to make specified improvements and changes to it, using 6 to 8 computer runs for debugging purposes. (More ambitiously, the students could have written CAP from the specifications, but insufficient computer access prevented this for even the better students.)

For each of the eight semesters that CAP has been taught, the student enrollment, which has been gradually increasing, has been a cross section of the more than twenty departments at M. I. T. Thus we conclude that the average student is able to grasp and enjoy the basic principles of a translator program when it is appropriately presented.

The reader is assumed to be able to program in the FAP machine language sufficiently well to know how to look up features of the FAP assembler or of the 7090 computer in the

IBM published reference manuals.^{*†} He is assumed also to be acquainted with the Binary Symbolic Subroutine (BSS) linkage and relocation used in the IBM FØRTRAN Monitor System (described in the FAP Reference Manual).^{*}

The book is organized into two major divisions, the description of CAP (five chapters) and the appendices containing listings of the CAP assembler. The compiler part of the program is considered to be advanced material, and the text advises the beginning reader which parts may be safely skipped over.

The appendices include listings of both the assembler-compiler program and of the execution monitor program. The listing of the assembler-compiler is essential to an understanding of the text. The execution monitor listing, while not so important, is included for two reasons. First, an advanced student may make the execution monitor a further case study in advanced programming techniques. Second, it is included for completeness, for the instructor who may wish to adapt it to his needs. It should be noted that the execution monitor program does make use of a few specific features of the current M. I. T. FØRTRAN Monitor System and 7090 computer.

Acknowledgment should be given to the efforts of the many teaching assistants who have labored to make the use of CAP effective. Particular mention is made of Neil Haller for his work on the early stages of CAP and introducing the first version of the execution monitor program, and of Neil Barta for his preliminary description of the UPDATE feature of FAP, from which a major part of Chapter 5 is adapted. We also are especially appreciative of the useful comments on the present manuscript made by Neil Barta and Thomas Hastings.

The programs described in this book were developed at the M. I. T. Computation Center, Cambridge, Massachusetts.

Cambridge, Mass.
May, 1963

F. J. Corbató
J. W. Poduska
J. H. Saltzer

^{*} Reference Manual, FØRTRAN Assembly Program (FAP), IBM Publication C28-6235 (September, 1962).

[†] Reference Manual, IBM 7090 Data Processing System, IBM Publication A22-6528-4 (March, 1962).

CONTENTS

Chapter	Page
1. INTRODUCTION	1
2. CAP USER'S REFERENCE MANUAL	3
2.1 The CAP Language	3
2.2 Card Format	3
Symbolic Location Field	3
Operation Field	4
Variable Field	4
Sequence Number Field	4
2.3 Pseudo-Operations	4
2.4 Use of CAP	5
2.5 Output of CAP	5
2.6 Restrictions and Error Indications	6
3. THE CAP ASSEMBLER	7
3.1 How Does an Assembler Work?	7
3.2 Pass One, Symbolic Definitions	8
3.3 The Collation Tape	11
3.4 Pass Two, Symbolic Evaluation	11
3.5 VAREVL, Evaluation of the Symbolic Variable Field	12
How EVAL is Called	16
3.6 Subprogram Calling Sequences and Definitions	17
Primary Subroutines	17
Input and Output Subroutines	18
Symbol Table Subroutines	19
Utility Subroutines	20
4. THE COMPILER OF CØMP PSEUDO-OPERATIONS	22
4.1 Why A Compiler?	22
4.2 What Does a Compiler Do?	22
4.3 Relation of CØMP to CAP	23
4.4 Precedence	23
4.5 The Spread Field; CØMPØP	23
4.6 Compilation of Individual Instructions	28
4.7 Compilation of Simple Expressions; EXPR	28
4.8 Temporary Storage and Subroutine GNSTØ	31
4.9 The Compilation of Terms; TERM	31
4.10 Review	33
4.11 Calling Sequence of Compiler Subroutines	34
5. CAP AS A LABORATORY EXERCISE	36
5.1 The CAP Laboratory	36
Extent of Laboratory Assignment	36

	How CAP is Modified	37
5.2	UPDATE	37
	The Use of UPDATE	37
	The UPDATE Pseudo-Operation	38
	Adding and Replacing Cards	38
	Deleting Cards from Programs on the UPDATE Input Tape	38
	The Necessary END Card	39
	Bypassing Assembly of Subprograms	39
5.3	How CAP Is Tested	42
5.4	Tactics for Modifying CAP	44
5.5	The Instructor's Point of View	44
	The Execution Monitor	44
	Miscellaneous Details About the Laboratory	45
	Making an UPDATE Input Tape	45
Appendix A	Listing of the Classroom Assembly Program	47
	Index to Appendix A	47
Appendix B	Programs to Allow Use of CAP in the Laboratory	103
	Index to Appendix B	103
Appendix C	Suggested Additions to CAP	167
	C.1 Symbols	167
	C.2 Operation Field	167
	C.3 Variable Field	168
	C.4 Assembly Listing	168
	C.5 Compiler	169

Chapter 1

INTRODUCTION

In an age of increasing complexity, the reader may reasonably ask why he should want to learn the innermost structure of a digital computer programming system. For the day of the renaissance man is indeed past; the intricacies of present-day knowledge as well as the limitation on time for comprehension, of necessity, allow a person to be a specialist in but a limited number of areas. The answers will vary, but it is inescapable that digital computers have already during their short presence become an immensely important device in modern society. As for the future implications, the only issue of debate is whether or not computers are bringing a second industrial revolution as the steam engine heralded the first. Examples of the penetration of computers into our daily activities abound; to name but a few: banking, payroll processing, production and inventory control, income tax processing, satellite orbit computation and tracking, numerically controlled machine tools, airline reservation systems, and military defense communication networks.

Because digital computers have become important, it is inevitable that the accompanying system programs will grow in importance too. For computers reach a high level of effectiveness only when the programming systems allow the ultimate user of the system to program directly—albeit often unknowingly by that name—and thereby avoid intermediary programmers. The development of these direct usage languages is presently limited by the ease and rapidity that suitable translation programs can be written. These translation programs, are variously named problem oriented language processors, compilers, or assembly programs, depending on the language level at which they meet the user. Today, more and more, a computer is incomplete without an accompanying programming system of considerable sophistication.

Moreover, computer systems are still rapidly evolving in many directions: The detailed circuit technology is still making great strides, the logical design is changing to include multiconsoles and multiprocessors, and the programming systems are being enlarged to include larger roles such as the time-shared operation of the computer. It is important in this highly fluid state of affairs that others in addition to the system programming specialists have an understanding of programming systems. What is needed for the optimum use of computers in the future is that responsible individuals within computer-affected organizations understand the problems and general techniques of programming systems to the same extent that the problems and techniques of computer hardware are now understood. For without knowledgeable and critical guidance there will be not only many costly abuses of computers but there will be little vision and few ideas for new computer applications.

To give the reader insight into contemporary programming systems, the following chapters will present a case study of the inner structure of a combination assembler-compiler program. The program is called CAP, an acronym for Classroom Assembly Program, and it contains many of the typical features of present-day translators. The case study technique will prove helpful since there are many interrelated factors to consider and

discuss. As well as acquiring an inner knowledge of a translator, the reader of CAP will acquire three additional benefits, namely:

1. The study of detailed programming techniques.
2. How to read and study a large program.
3. How to organize a large program.

For several reasons the CAP program has been written in the FAP symbolic machine language of the IBM 7090 computer. A machine language representation has been specifically chosen because of its concreteness and lack of ambiguity for the reader. This reason is especially pertinent when one considers that one of the principal objectives of the study of CAP is to remove the mystery of system programming and to establish a feet-on-the-ground attitude in the reader. Finally, the FAP language, rather than SØS, for example, has been used in order to have its powerful subprogram feature which allows separate translation and rigid independence of program segments—a feature which greatly assists the initial understanding of a large program.

CAP is weaker than the usual translators, such as FAP, in that it has only subsets and examples of various special features and does not have the machinery for separately translatable subprograms. CAP differs from FAP in style, too, in that it is more elegantly written (that is, in terms of simplicity, brevity, and clarity) and highly organized with many subprograms. The CAP style is in contrast to that of many translator programs in active use where extreme short-cuts have been used in the interest of minimizing operating speed. (Often the short-cuts used are analogous to those for reducing the cost of commercial television receiver and frequently shortsighted from a maintenance point of view.) The basic techniques used in translators remain the same, however, so that CAP is a valid program from which to learn. One feature of CAP that merits comment is that although intermediate tapes are simulated, the program fits entirely in core memory and is independent of intermediate storage devices. Present-day translation programs have frequently overlooked the speed advantages of remaining entirely in core memory particularly while translating short subprograms which should be the major use when a translator allowing subprograms is utilized.

Finally, before proceeding with the remaining chapters, discussion is in order on how to study CAP. Past experience with many students indicates that the following advice is useful:

1. Obtain an understanding of what CAP does from the point of view of a user.
2. Determine the specifications of CAP as a program.
3. Determine the specifications of subroutines PASS1, and PASS2.
4. Starting in PASS1, study the specifications of the successive programs in the hierarchy of subprogram usage. (Omit the compiler.)
5. Starting at the top of the hierarchy, study how each subprogram meets its specifications. Review steps 2 to 4 sufficiently often that you are always sure of what a program is supposed to do before considering how it does it.
6. Remember that all subprograms can only communicate by means of their calling sequences because they are separately translated.
7. When studying, it is a great advantage to know that a program has been debugged. Nevertheless, there will always be sections of program which appear not to work correctly. After spending a reasonable amount of time, if no progress is made, avoid getting bogged down by jotting down on a pad the uncertain point for later discussion with others.
8. The compiler can be studied easily after the basic CAP is understood.
9. The advanced student can improve his program analysis abilities, by studying the execution monitor program, although it is given largely for reference purposes.

A symbol may be defined only by its appearance in the symbolic location field of some instruction card.

Operation Field

This field may contain a mnemonic associated either with one of thirty-four 7090 instructions or one of five pseudo-operations. The allowed 7090 instruction mnemonics are

ACL	ANA	CAL	CHS	CLA	CLS	CØM	FAD
FDP	FMP	FSB	LAC	LAS	LBT	LDQ	LGL
LGR	LXA	ØRA	PBT	RQL	SLW	STØ	STQ
SXA	TIX	TMI	TPL	TQP	TRA	TSX	TZE
XCA	XCL						

The instructions LAC, LXA, SXA, and TSX are assembled with a tag of 4. The instruction TIX is assembled with a tag of 4 and a decrement of 1.

The allowed pseudo-operation mnemonics are

REM	INT	ØCTL	CØMP	END
-----	-----	------	------	-----

The effect of these pseudo-operations is explained in a later section.

Variable Field (Operations)

The variable field specifies the address of an operation. It may contain an expression consisting of a string of symbols and decimal integers connected by the break and grouping characters:

+ - * ()

All multiplications must be made explicit by the use of the asterisk even if one of the operands is a parenthetical expression. The variable field is evaluated in signed 35 bit integer arithmetic. If the result is negative, it is two's complemented before the final step in which the answer is taken modulo 2^{15} . The result is combined with the specified operation code by a logical "OR".

Sequence Number Field

Columns 73 to 80 may be used for labeling and sequence numbering and are ignored by the CAP assembly program.

2.3 Pseudo-Operations

REM The REM pseudo-operation is used to introduce an arbitrary remark into the assembly listing. Card columns 1 to 80 will be printed and the card will be otherwise ignored by the assembler. If a symbol appears in columns 1 to 6, it will be ignored.

INT INT is a data-generating pseudo-operation. The variable field of the INT pseudo-op consists of signed decimal integers separated by commas and terminating at the first blank column. For each decimal integer, a word is assembled with the decimal integer

inserted in the left half of the word. A comma with no integer following it will cause a word of all zeros to be assembled. A decimal integer may be preceded by a minus sign and must be of absolute value less than 2^{17} . A symbol, if any, appearing in the symbolic location field will be defined to be the location of the first integer assembled. Succeeding integers will be placed in succeeding locations in core storage.

ØCTL The twelve characters in card columns 13 to 24 are taken to be octal digits and are used to form a 12 digit octal word in core storage in the next location to be assigned by the assembler. If the characters appearing in columns 13 to 24 are not octal digits, an incorrect word will be generated and no error indication will be made. A symbol in the symbolic location field will be defined to be the location of the generated word.

CØMP The CØMP pseudo-op specifies that the entire variable field, columns 13 to 72, is taken to be an arithmetic statement which is to be compiled, in much the same manner as in FØRTRAN or MAD. Blanks are ignored and commas may be used to indicate tagging. The arithmetic statement must consist of a symbol followed by an equal sign and followed by an arithmetic expression. This expression may consist of symbols connected by the break and grouping characters:

+ - * / ()

Numbers in the expression will be taken as symbols referring to memory locations. The indicated arithmetic expression will be compiled in floating point arithmetic, and a list of the instructions compiled will appear on the CAP assembly listing. If a symbol appears in the symbolic location field of the CØMP card, its value will be the location of the first compiled instruction.

END This pseudo-op marks the physical end of the program and defines the entry point to the program to be the value of the expression in the variable field. If a symbol appears in the symbolic location field, it is given the value of the first location not used by the program.

2.4 Use of CAP

CAP is a package of subroutines which is called by

```
.
.
TSX          $CAP,4
.
.
```

The AC should contain the location in core storage into which the first instruction of the symbolic program is to be assembled. When CAP is finished it will leave in the AC the entry point to the program. The sense register (SI) will be nonzero if any assembly errors were noted by CAP.

2.5 Output of CAP

The CAP assembler has two outputs, a printed assembly listing, and a binary machine program. The listing consists of one or more printed lines for each instruction card in the symbolic input deck. This line contains the 80 columns of the original card, the

12 digit octal word which CAP has assembled as well as the octal location in which the instruction has been placed, and pertinent coded error indications. In the case of CØMP pseudo-ops, the CØMP card will be printed and followed by a list of the instructions generated by the compiler in the format described earlier. The assembly listing is written on an output tape for later printing. The binary machine program is left in core storage beginning at the location specified by the program which called CAP.

2.6 Restrictions and Error Indications

1. No more than 100 symbols may be defined. If this restriction is exceeded, further symbols are ignored and a comment is printed at the beginning of the assembly listing, and SI bit 17 will be turned on.
 2. All operation codes must be among those listed earlier in this chapter. If an illegal operation code is encountered, it will be treated as zero, SI bit 34 will be turned on, and the letter "O" will be printed on the assembly listing next to the offending instruction.
 3. All symbols appearing in variable fields and CØMP statements must be defined. If an undefined symbol is encountered, it will be given value zero, SI bit 35 will be turned on, and the letter "U" will be printed next to the offending instruction.
 4. The variable field of an INT pseudo-operation must contain only decimal integers, preceded by plus or minus signs and commas. If an illegal character is encountered, that word will be assembled as zero, SI bit 33 will be turned on, and the letter "E" will be printed on the assembly listing next to the offending pseudo-op.
 5. No more than 200 separate elements and break characters may appear in a CØMP statement. If this restriction is exceeded, the CØMP statement is skipped, and SI bit 14 will be turned on.
 6. No more than 125 nested parentheses may appear in an arithmetic expression in a variable field. If this restriction is exceeded, an incorrect value may be computed and SI bit 15 or 16 will be turned on, depending on the nature of the parentheses count.
- The following two restrictions occur when CAP is run under the Classroom Execution Monitor described in Chapter 5:
7. No more than 150 cards may appear in the symbolic program.
 8. The symbolic program must not assemble into more than 256 binary machine instructions or require more than 300 card images to be written on the collation tape.

Chapter 3

THE CAP ASSEMBLER

3.1. How Does an Assembler Work?

In this chapter we shall examine in detail the workings of CAP and of assembly programs in general. While references to the exact coding of CAP are specific to this assembly program, the general discussion and flow charts are common to most assembly programs for most computers.

The purpose of any assembly program is to translate the symbolic cards describing a machine language program into that machine language program. For convenience, this translation can be considered to consist of two operations: First, the mnemonic codes representing machine operations must be replaced by the binary machine codes representing those same operations; and these binary codes must be assigned locations in core storage. Second, the symbolic variable field of each instruction must be evaluated in terms of the symbols appearing in the symbolic location fields of other instructions, and the resulting address must be inserted in the instruction. Consider the following program, written in the CAP language:

```
          CAL BITS          GET CØUNT.
          SLW WØRD          SAVE.
HERE TRA HERE          STØP.
BITS INT 6            BIT CØUNT.
WØRD INT 0            STØRAGE FØR BIT CØUNT.
```

In order to translate the first instruction, CAL BITS, we need to know two things. First, what is the binary machine code corresponding to the mnemonic CAL? Second, what is the value of the address part of the instruction, that is, what is the value of the symbol BITS? The first question can be answered by reference to a table of operation mnemonics and machine codes, an essential part of any assembler. The second question, however, requires knowledge of which symbolic card has the label BITS. This knowledge can be gained only by going completely through the symbolic deck once to determine the location value of each symbol.

We see, then, that the assembly program must go through the symbolic cards twice. The first pass through the symbolic cards is required to assign each instruction to a place in core storage and thereby to define the value of the symbol, if any, appearing in its symbolic location field. Then, on the second pass through the cards, it is possible to evaluate the variable field of each instruction on the basis of the symbols defined on the first pass.

We may expect, therefore, that CAP will exhibit a basic structure consisting of two passes through the input symbolic card deck. In fact, since CAP is coded in the form of independent subroutines, we shall find that this two-pass structure is handled by two subroutines, named, conveniently, PASS1 and PASS2. These two subroutines are called by

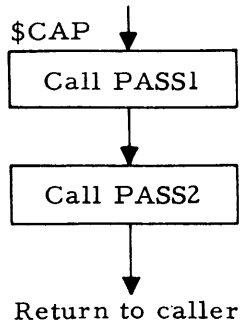


Figure 3.1. Flow diagram of subroutine CAP.

another single subroutine named CAP. (The reader should note that the name CAP will hereafter be used both for the entire assembly program and for the subroutine which calls PASS1 and PASS2. The meaning of any particular usage should be clear from context.) Let us examine a flow diagram of the subroutine CAP, in Figure 3.1.

The CAP subroutine is called by the sequence

```

      .
      .
      CAL  ØRG
      TSX  $CAP, 4
      .
      .
  
```

in the main subprogram. (See listings of MAIN and CAP in Appendix 1.) ØRG specifies the location in core storage at which the machine language program assembled by CAP is to start.

Subroutine CAP then gives this information as an argument to subroutines PASS1 and PASS2, which perform the two passes through the symbolic card deck mentioned earlier.

Note that subroutines PASS1 and PASS2 upon encountering errors turn on bits in the sense register (SI); subroutine CAP therefore clears the SI before calling each subroutine, and saves its contents upon return. The main program, upon return from CAP, could determine if the assembly was successful by examining the SI, although it does not do this.

3.2 Pass One, Symbolic Definitions

It is stated earlier that the purpose of the first pass is to assign each instruction a place in core storage and thereby define all symbols appearing in location fields of the symbolic program. The procedure involved in doing this is, as might be expected, quite straightforward. First, an instruction location counter (ILC) is set to contain the location where the first instruction is to be assembled, which is the origin of the machine language program being generated by CAP. Then, a card is read. If it is not a pseudo-operation, the symbol, if any, appearing in the symbolic location field is defined, the card is put away in a place at which it can be found by pass two, and the ILC is incremented by one. The process is then repeated for the next card. If a pseudo-operation is encountered, some special processing may have to occur. For example, when the END card is encountered, pass one should terminate rather than continue reading cards. A flow diagram of pass one is shown in Figure 3.2.

If we examine the coding of the loop in subroutine PASS1, we find that it takes very few instructions, primarily because the difficult jobs are relegated to subroutines. For example, the box labeled "Read card" is handled by a subroutine named READ1. The entire operation, of determining whether there is a symbol to define and defining it to be the value of the ILC, is handled by another subroutine SYMSTØ. Similarly subroutine WCT1 handles the problem of saving the card for the second pass. If we believe that these subroutines work as their calling sequences specify, the understanding of pass one is greatly simplified.

In fact, the physically largest section of subroutine PASS1 is devoted to processing the pseudo-operations, even though this processing is perhaps the least important function of pass one. Let us examine what must be done when pseudo-operations are encountered. Perhaps the simplest procedure occurs for the pseudo-operation REM. In this case the loop is re-entered after skipping the operations of symbol definition and increasing the

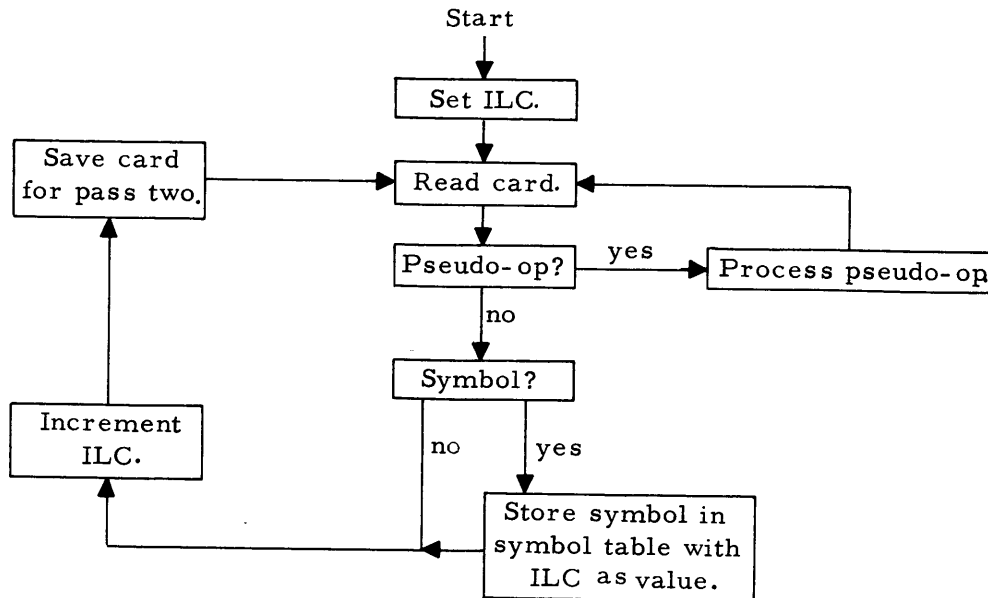


Figure 3.2. Flow diagram of the first assembly pass.

ILC. The only procedure of interest is saving the REM card for pass two. (See Figure 3.3, a flow diagram including pseudo-op processing.)

In the case of the \emptyset CTL pseudo-operation during pass one, the only concern is the number of words of storage required (one in this case) and the definition of any symbol appearing in its symbolic location field. Therefore, it can be handled exactly like the ordinary operation codes, that is, by defining the symbol and increasing the ILC by one.

If an INT pseudo-operation appears, the same considerations apply as before. However, the variable field of the INT may specify that several words be generated. (See INT description in Chapter 2.) The variable field always specifies that at least one word should be generated. If there are to be additional words, for each extra word there will be a comma in the variable field. Therefore, the assembler may learn how many words will be generated simply by counting the number of commas in the variable field and adding one. Remember that the only concern of pass one is counting the number of registers used by the source program and defining symbols. The procedure used when an INT is encountered is, then, to test for and define the symbol in its symbolic location field, and to count the number of commas in its variable field. The subroutine \emptyset MMA performs this last step, and also adds one plus the number of commas to the ILC. The loop is then re-entered for the next card.

The operation of the \emptyset MP pseudo-operation will not be explained in detail here except to say that the symbol, if any, in columns 1 to 6 is defined, the card is saved for pass two, and a subroutine \emptyset MP \emptyset P is called to process the pseudo-operation variable field. \emptyset MP \emptyset P causes the generation of the instruction sequence required to carry out the computation indicated in the variable field and increases the ILC appropriately. The operation of subroutine \emptyset MP \emptyset P is not essential to an understanding of pass one or the rest of CAP. A full discussion of the subroutine may be found in Chapter 4.

We come finally to the END pseudo-operation. When this card is encountered, pass one is complete except for certain simple terminal procedures. The subroutine END \emptyset P must first be called to finish off the work of the \emptyset MP \emptyset P subroutine by making space at the end of the program for the temporary storage locations required by all the compiled

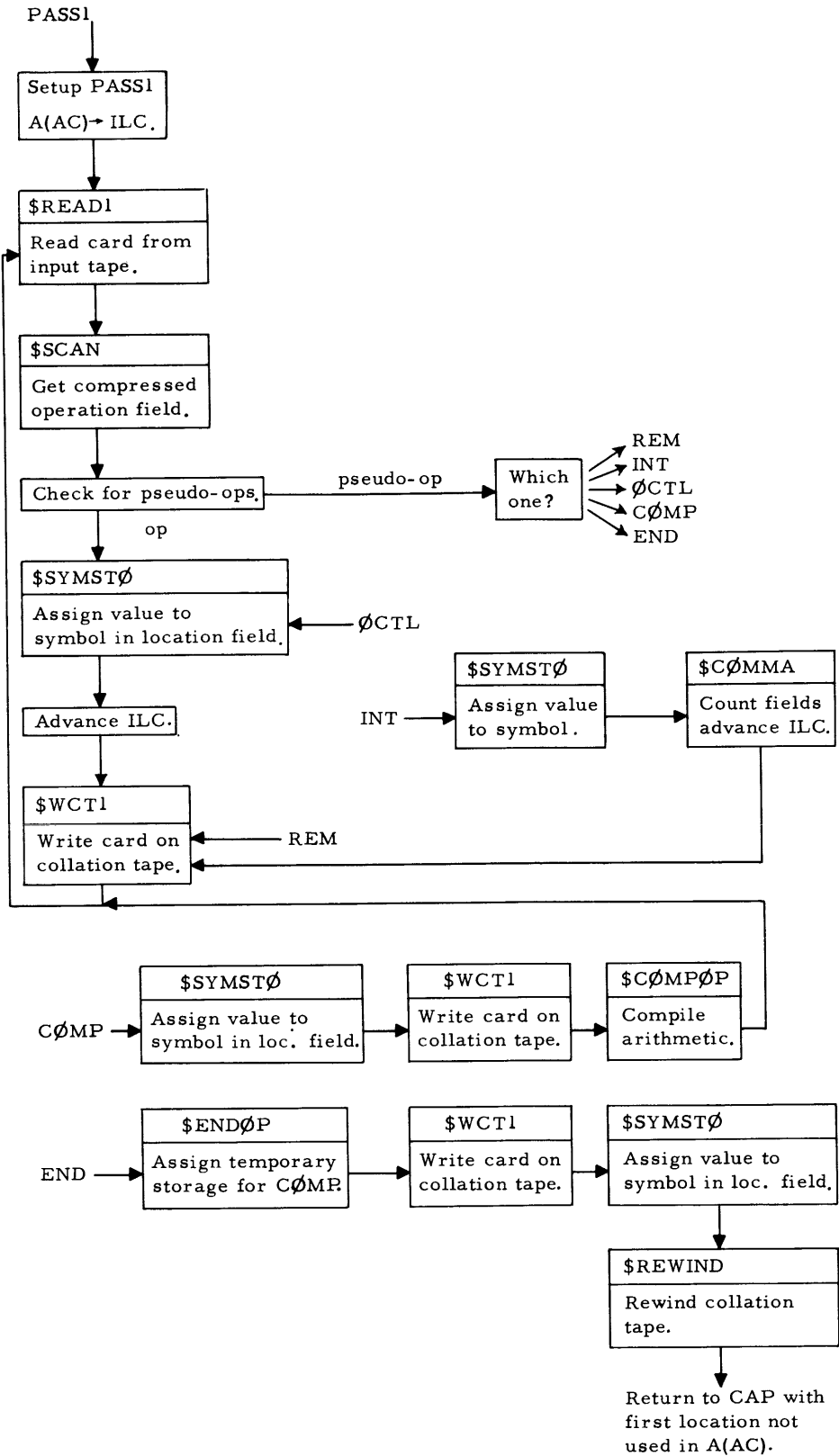


Figure 3.3. Flow diagram of subroutine PASS1.

instruction sequences. Then, the symbol, if any, in columns 1 to 6 of the END card is defined and the card saved for pass two. Since pass one is now finished the value of the ILC, which is now equal to the first location not used by the object program being assembled, is placed in the AC, and subroutine PASS1 returns to the program which called it.

3.3 The Collation Tape

It has been mentioned several times earlier that pass one must put the symbolic card images away in a place where pass two will be able to find and process them. While in principle it would be possible for pass two to backspace the input tape (or the operator to reload the card reader with the symbolic program), in practice it is much simpler for pass one to write the card images on a second tape, the collation tape. Pass one then ends by rewinding this collation tape, and pass two can begin again with the first card in the symbolic input program.

It is worthwhile noting, also, that when small symbolic programs (say, less than 150 cards) are being assembled, there is no reason why a collation tape is necessary, as there is enough room in the core storage of a 7090 to hold all the card images at once.

A common alternate procedure for larger programs is to collect a buffer of, say, 150 cards, then write the entire buffer on a collation tape at once. While the tape write takes place, the assembly program can be processing more input cards and storing them in a second buffer.

Still another method uses two collation tapes, collating half the input cards on one, then starting a rewind so that when pass two begins there will be no wait for tape positioning. The second half of the program is collated on the second tape, which is rewound at the end of pass one, and which will be properly positioned about halfway through pass two when it is needed.

If no collation tape is used, it is still convenient for pass one to call a subroutine to store the cards; the subroutine simply inserts them into a core memory buffer rather than writing a collation tape. Similarly, pass two uses a complementary subroutine which locates and transmits the core buffer rather than reading back from a collation tape.

3.4 Pass Two, Symbolic Evaluation

When all symbols have been defined by pass one, it is possible to finish the assembly by processing each card image in order, and determining values for its operation code and for its variable field. The purpose of pass two, it will be remembered, is to evaluate the operation code and variable field of each card, to assemble the binary machine word required to represent the instruction, and to print an assembly listing containing the original card and the octal equivalent of the machine word generated. Again, the basic procedure is straightforward, although pass two is a little more complicated than pass one. The ILC is again set to start at the origin specified by the program which called CAP.

The main loop of pass two then operates as follows: First, a card is read from the collation tape. If the card does not refer to a pseudo-operation, the operation code is evaluated by comparing it to entries in the operation table. The numeric code of the machine instruction corresponding to the given mnemonic is obtained from this table. Then, the variable field is evaluated. These two results are combined by a logical "OR" and inserted in core storage at the location specified by the ILC. (An alternate procedure might be to store the instruction in an output buffer for punching.) A line is printed

on the assembly listing containing the card image and the octal equivalent of the word that was inserted in core storage. Finally, the ILC is increased, and the loop repeated for the next card.

The main loop of subroutine PASS2 takes but a few instructions, as most of the difficult jobs are handed down to subroutines to perform. The cards are read from the collation tape by subroutine READ2, and the assembly listing is printed by an internal subroutine PRNT1. The most difficult job, evaluation of the variable field on the basis of the symbols defined in pass one, is handled by subroutine VAREVL.

As in pass one, the physically largest section of coding in pass two is that involved in processes not strictly important for an understanding of how pass two works, that is, processing the pseudo-operations, and printing the assembly listing. The pseudo-operations are handled as special cases as they were in pass one, by performing some simple operations and re-entering the main loop at a strategic point. Let us examine them again, one at a time, to learn how they each fit into pass two.

The REM Pseudo-operation again is the simplest of the pseudo-ops. The REM card is printed on the assembly listing, and the loop re-entered at the point where the next card is read. (See Figure 3.4). A slightly different print subroutine is used, as no octal word was generated for the REM pseudo-op and nothing need be printed in the columns normally used for printing the octal word.

The CØMP pseudo-operation is handled exactly like the REM pseudo-operation in pass two, since all compilation operations were finished in pass one. (See Chapter 4 for details on the CØMP pseudo-operation.)

The INT pseudo-operation is taken care of very simply by calling a subroutine INTØP to evaluate the variable subfields and to insert the results in core storage. The INT card is printed on the assembly listing along with the first machine word generated.

The ØCTL pseudo-operation is handled on the spot by PASS2 as an example of in-line coding. A BCD-binary conversion is performed, the result inserted in core storage, and the ØCTL card printed on the assembly listing.

As a last step for each of the above pseudo-operations, the pass two loop is re-entered at an appropriate place. In the case of the END pseudo-operation, however, the loop terminates. The variable field of the END card is evaluated by subroutine VAREVL, and this value is saved (and printed) as the entry point to the assembled machine program. Pass two is now complete. The error flags, if any, are placed in the SI, and PASS2 returns to the program which called it.

A comment on the error flags in subroutine PASS2 is in order at this point. Whenever an undefined symbol is encountered in a variable field by subroutine VAREVL, or an illegal operation code by PASS2, or an INT error by subroutine INTØP, an appropriate bit in the sense indicator register is turned on. The subroutine used to print out the assembly listing examines the SI and prints any error flags next to the instruction being processed. The SI is then set to zero before the next instruction is processed. In addition, one cell is kept throughout pass two which contains the logical combination ("OR") of all the error bits of individual instructions. It is this last cell that is placed in the SI when pass two is finished.

3.5 VAREVL, Evaluation of the Symbolic Variable Field

We now come to the problem of evaluating the symbolic variable field of each instruction; a problem often considered to be the essence of the assembly process. At first glance, given that the values of the symbols which might appear in a variable field have been defined during pass one, we might think that this evaluation would be quite easy. In fact, if we were asked to carry out such an evaluation we would have no difficulty working out the answer in a short time. However, the algorithm needed for the evaluation is

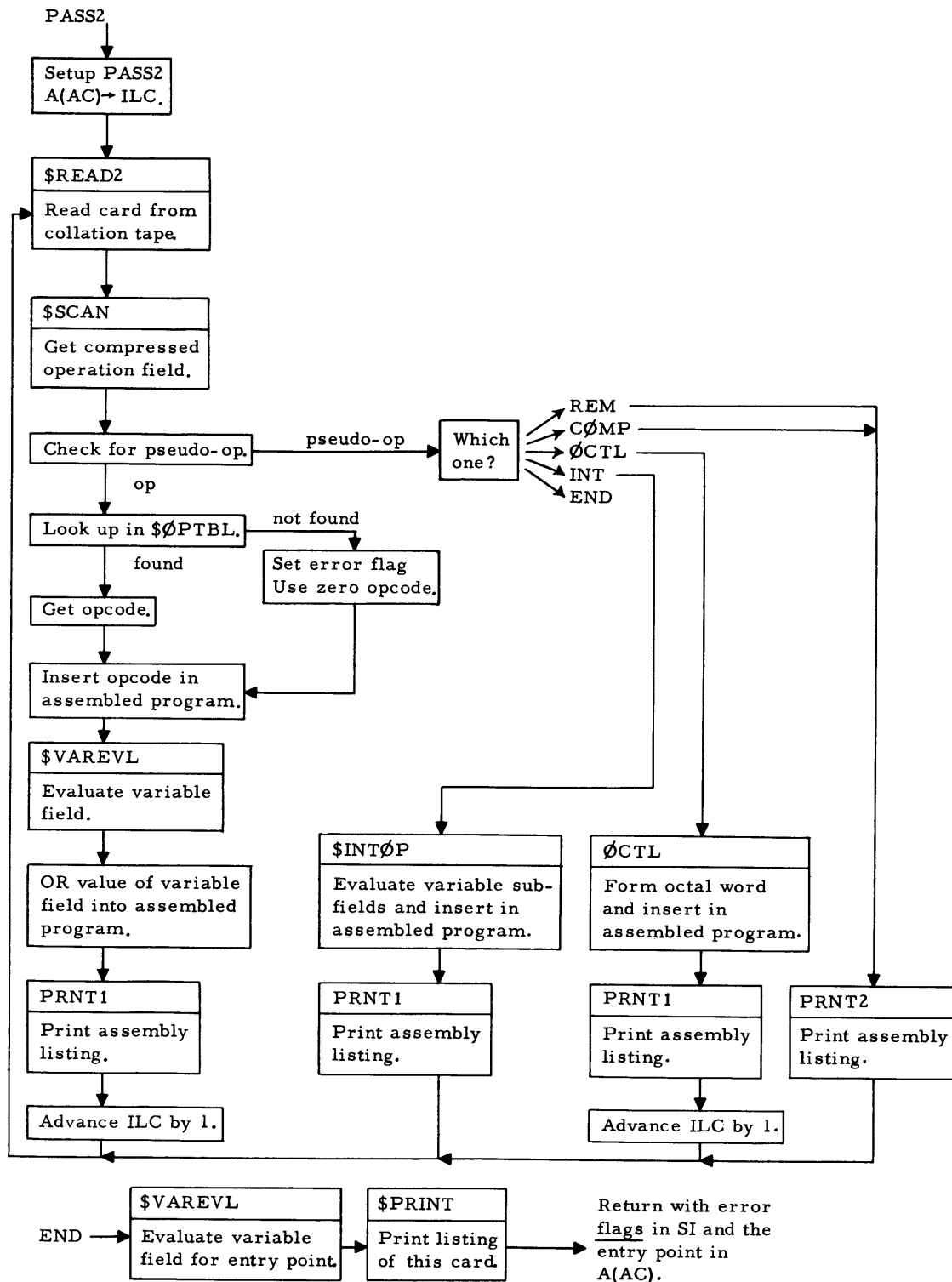


Figure 3.4. Flow diagram of subroutine PASS2.

surprisingly complicated, because of the existence of an implied order of operations in the mind of the person writing the expression. Consider, for example the following CAP symbolic instruction:

```
X   CAL  ALPHA+4* BETA
```

where ALPHA and BETA are symbols which appear in the symbolic location fields of cards elsewhere in the program. In evaluating the expression "ALPHA+4*BETA", the multiplication must be carried out before the addition operation, or else an answer will be obtained which is different than the one intended by the writer of the expression. Although this order of precedence is a usual convention in mathematical notation, it must be systematically observed by the assembler when evaluating the expression.

Let us examine a moderately complicated expression and see what sort of combinations of symbols may appear. After figuring out what procedure is used in each of these cases, a general procedure will begin to emerge which can be formalized into an algorithm for the evaluation procedure.

Let us take, as an example, the symbolic expression

```
+4* ABC- ALPHA+S* 2
```

and assume that ABC, ALPHA, and S are defined symbols. We first observe that a symbolic expression can be characterized as a string of elements (symbols or decimal integers) separated by break characters and terminated by a blank column. The allowed break characters represent the binary operations of addition (+), subtraction (-), and multiplication (*), and the unary plus and minus sign. For the moment, the ability to handle parenthetical expressions will be ignored. The unary plus at the beginning of the expression, if not provided by the programmer, is automatically inserted as a first step of evaluation.

To formalize the scan of this expression, let us create three windows which can be moved across the expression in such a way that the center window always shows us an element, and the left and right windows show us the break characters on the corresponding left and right sides of that element. For example, if the windows were placed on the above expression as far to the left as possible, we would obtain:

```
[+] [4] [*] ABC- ALPHA+S* 2
```

What does this combination of operands imply? First, the plus sign on the left signals that we are starting to evaluate a term. The asterisk on the right signals that there are more things to come in this term, so the saving of the element in the center for a future multiplication is all we can do. The element is saved in a location named "term" ready for reference later.

Now, move the windows to the right until the next element falls in the center. We obtain

```
+4 [*] [ABC] [-] ALPHA+S*2
```

Again examining the left and right break characters to decide what should be done, we argue as follows: The asterisk on the left tells us to multiply the old value of the term by the value of the present element. This result may be returned to the storage location "term". The minus sign on the right signals that the term has come to an end, and that the value stored away in "term" should be added into the "sum" register for this expression.

Now, move the window to the right again. This time, we obtain

```
+4* ABC [-] [ALPHA] [+] S*2
```

The left window exhibits a minus sign signaling the start of a new term, a negative one at that. Therefore, we may store away the negative of the value of the present element in the location "term". The plus sign on the right again signals the end of the term, and that the value of the term should be added to the "sum" register.

Moving the window once more, we obtain

+4* ABC-ALPHA $\boxed{+}$ \boxed{S} $\boxed{*}$ 2

This combination of operators is identical to that found at the beginning of the expression so that we may follow the same procedure. First, on the basis of the plus sign we store away the value of the present element since we are starting a new term. Second, since the * indicates that there is more to come in this term, we must wait until later elements are brought into consideration.

Finally, with the window in its next and last position, we have

+4* ABC-ALPHA+S $\boxed{*}$ $\boxed{2}$ $\boxed{\quad}$

This time the situation is similar to one encountered before, except for the lack of an operator in the right window. The left break character again requires us to multiply the value of the term collected so far by the value of the present element. The blank appearing in the right window tells us to add the term into the "sum" register and stop, as the evaluation of the symbolic expression is complete.

Although, this procedure seems complicated, let us see if we can develop a flow diagram describing the algorithm. The procedure has the following characteristics: After moving the window, we first examine the break character in the left window, do something about it, then examine the break character on the right. After processing on the basis of this right break character, we move the window and repeat the same series of steps. This procedure is formalized in the flow diagram in Figure 3.5. If we follow the

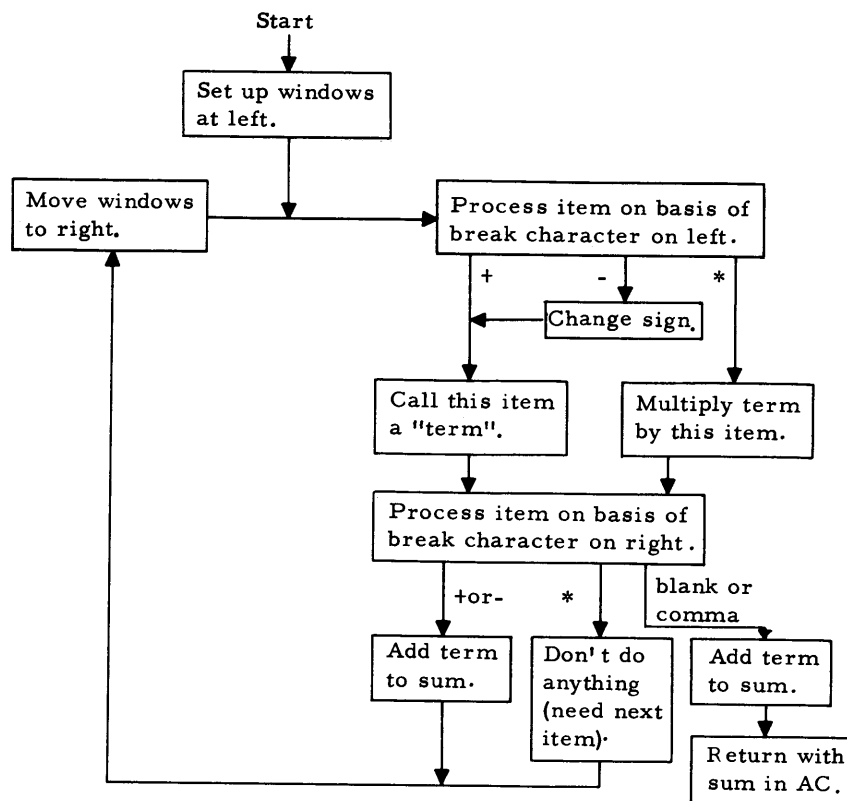


Figure 3.5. Flow diagram of subroutine EVAL.

flow diagram through for the expression examined previously, we see that it carries out each of the operations described. This flow diagram describes the operation of the subroutine EVAL, which is internal to the subprogram VAREVL. An important procedure which is implicit in this flow diagram is that of evaluating the item appearing in the center window. If the element is a decimal integer, a decimal-to-binary conversion must be made. On the other hand, if the element is a symbol, its value must be looked up. This lookup procedure is done by the subroutine SYMGET which acts as a complement to the subroutine SYMSTØ used during pass one.

How EVAL is Called

EVAL is an internal subroutine of the subprogram VAREVL. The subprogram VAREVL itself simply sets up EVAL and calls it properly; when EVAL has finished evaluating the expression, VAREVL handles the operation of reducing the answer to a core memory location. (See Figure 3.6, a flow diagram of VAREVL.)

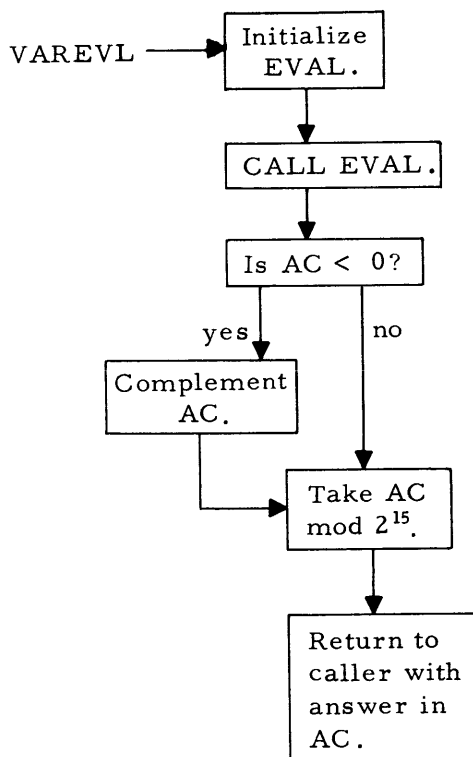


Figure 3.6. Flow diagram of VAREVL.

Making EVAL an internal subroutine of VAREVL allows EVAL to be defined recursively. That is, if the occasion should arise that EVAL needs to have a subexpression evaluated, it can call on subroutine EVAL to do the job. One might expect to get into difficulty with this procedure, since when EVAL is called recursively, it will change many registers and temporary results. We will see that this difficulty is circumscribed by picking out critical temporary results and saving them in a special way.

In terms of the picture described above, a parenthetical expression may be considered to be an element which appears in the center window. Whenever the center window is determined to contain a parenthetical expression as an element, the element is evaluated by calling the subroutine most able to handle the evaluation of an expression, namely subroutine EVAL. In order to call EVAL, it is necessary to save away temporary results, such as the values of the "term" and "sum" registers that have been collected so that those registers may be used by EVAL for the subexpression evaluation. Then, when EVAL is finished evaluating the subexpression, the "term" and "sum" registers are restored; the evaluation of the original expression continues, using for the value of the element in the center window the answer obtained by EVAL on the recursive call.

Since the parenthetical expression may itself contain another nested parenthetical expression, EVAL must be very careful how it saves away its temporary results, as a second saving of temporary results might destroy the first set.

To handle this problem, two subroutines named SAVE and UNSAVE are used by EVAL. These two subroutines manipulate a last-in, first-out storage array called a push-down list. Each time subroutine SAVE is called, an item or block of items is stored in the list. When subroutine UNSAVE is called, the last item or block stored in the list is retrieved. Successive calls to UNSAVE retrieve items stored by earlier calls to SAVE.

EVAL, then, saves temporary results in the push-down list before calling itself, and retrieves the results later. If the expression requires repeated recursion, the pushdown list will save and restore the temporary variables in the proper order.

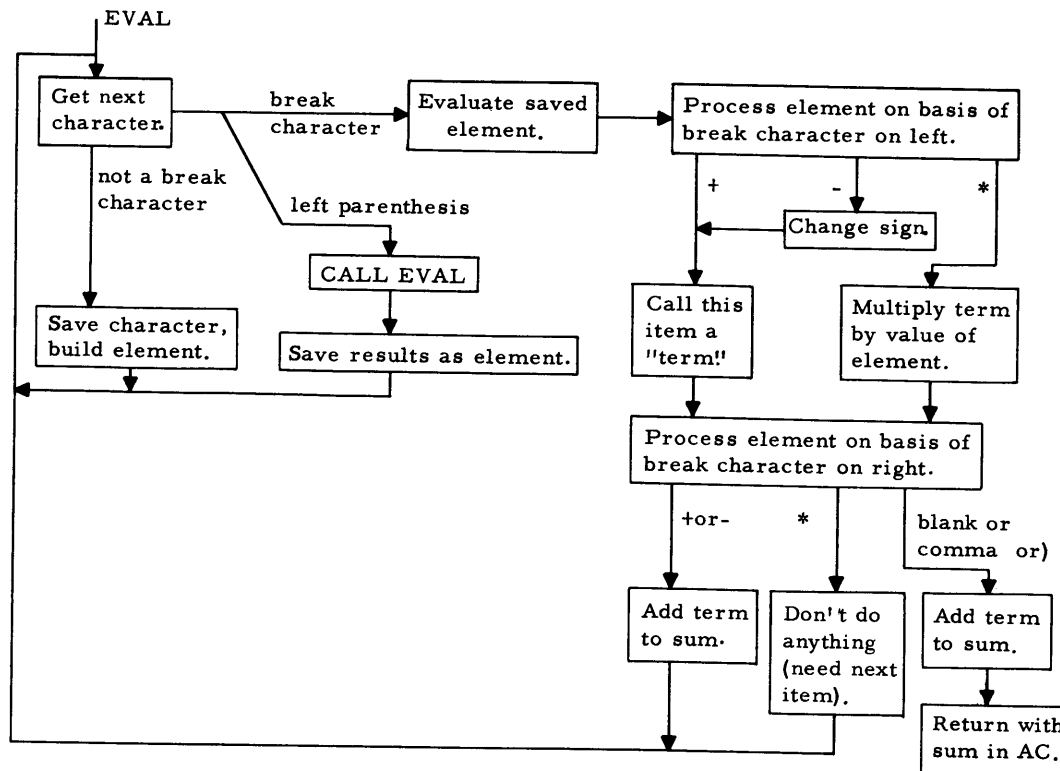


Figure 3.7. Flow diagram of EVAL with recursive capabilities.

Figure 3.7 is a flow diagram of EVAL with the ability to handle parenthetical expressions added. The recursive ability of EVAL is not essential to the understanding of the general expression evaluation procedure; it should be ignored in early study by assuming that no parentheses are encountered.

3.6 Subprogram Calling Sequences and Definitions

In this section, the calling sequences and a thumbnail description of each of the utility subroutines used in CAP are described. For reference, the same information about subroutines CAP, PASS1, PASS2, and VAREVL is reproduced here.

Primary Subroutines

CAP CAP is called by

```

..
CAL    ØRG
TSX    $CAP, 4
..

```

Subroutine CAP causes the symbolic program written on cards and appearing on the input tape to be assembled in core storage starting at the location specified by the address portion of the accumulator.

PASS1 PASS1 is called by

```

..
CAL    ØRG
TSX    $PASS1, 4
..

```

Subroutine PASS1 performs the first pass of an assembly program over the symbolic cards on the input tape, writes them on a pseudo-collation tape, and defines symbols; assuming that the symbolic program is to start at the location specified by the address portion of the accumulator. If errors are found they are noted in the SI. PASS1 uses index register one to contain the complement of the ILC.

PASS2 PASS2 is called by

```

..
CAL      ØRG
TSX      $PASS2,4
..

```

Subroutine PASS2 performs the second pass of an assembly program by reading the symbolic cards appearing on the collation tape. The program is assembled in core storage starting at the location specified by the address portion of the AC, and an assembly listing is prepared on the output tape. PASS2 uses index register one to contain the complement of the ILC. If errors are found they are noted in the SI.

VAREVL subroutine VAREVL is called by

```

..
TSX      $VAREVL,4
PZE      BUFF
..

```

where BUFF is the location of a 14 word buffer containing a symbolic card image. VAREVL will evaluate the variable field starting with the first character of BUFF+2 and continuing to the first blank, comma, or column 73. If any undefined symbols are encountered, SI bit 35 will be turned on.

Input and Output Subroutines

Both PASS1 and PASS2 call several input-output routines to handle tape manipulations. These I/Ø subroutines are

READ1 Read Input Tape, called by

```

..
TSX      $READ1,4
PZE      BUFF
.
.
BUFF BSS    14
..

```

The 80 columns of a symbolic card are read from the input tape into the fourteen word buffer at BUFF. Note that 80 characters do not quite completely fill the buffer; the last 4 positions may contain arbitrary characters.

WCT1 Write Collation Tape, called by

```

..
TSX      $WCT1,4
PZE      BUFF
.
.
BUFF BSS    14
..

```

The fourteen word BCI buffer is written on the intermediate tape.

REWIND Rewind Collation Tape, called by

```

    ..
    TSX    $REWIND, 4
    ..
  
```

The intermediate tape is marked with an end of file and rewind.

READ2 Read collation tape, called by

```

    ..
    TSX    $READ2, 4
    PZE    BUFF
    .
    .
    BUFF BSS    14
    ..
  
```

Fourteen words of the intermediate tape are read into the buffer at BUFF. READ2 checks that the collation tape has been rewind.

PRINT Write on output tape for off-line printing, called by

```

    ..
    TSX    $PRINT, 4
    PZE    A, 0, n
    ..
  
```

The n word line image starting in location A is written on the output tape (tape A3). The first character of A (normally blank) is used for carriage control. PRINT counts the lines of output and stops after 300.

Symbol Table Subroutines

For forming and searching a symbol table a subroutine package with entries SYMSTØ and SYMGET is used.

SYMSTØ The sequence

```

    ..
    TSX    $SYMSTØ, 4
    ..
  
```

will cause the BCD characters in the AC to be scanned (blanks removed), right justified, and inserted in a symbol table together with its value, the complement of IR1. If the symbol is blank, it is ignored and no entry is made in the table.

SYMGET The sequence

```

    ..
    TSX    $SYMGET, 4
    ..
  
```

will cause the value of the symbol in the AC (assumed to be scanned and right justified) to be looked up in the symbol table. If the symbol is defined, the value is returned in the AC. If undefined, zero is returned in the AC and SI bit 35 is set on.

Utility Subroutines

CAP also uses a package of utility programs which includes SCAN, CØMMA, SAVE, and UNSAVE.

SCAN SCAN is called by

```

..
TSX      $SCAN, 4
..

```

on return, the BCD word in the AC is compressed to the right, with blanks removed and leading positions filled with zeros.

CØMMA Subroutine CØMMA is called by

```

..
TSX      $CØMMA, 4
PZE      BUFF
..

```

CØMMA counts the number of commas plus one starting with the first character in BUFF+2 and ending with the first blank or column 73. The count is subtracted from index register one. SAVE and UNSAVE manipulate items in a pushdown list.

SAVE SAVE is called by

```

..
TSX      $SAVE, 4
PZE      A, 0, n
..

```

the n words in registers, A, A + 1, ..., A + n - 1 are placed at the top of the pushdown list and the other items in the list are pushed down n places. (Note that the pushdown effect is achieved by pointers, not by actually moving all the previous entries in the list down in core memory.)

UNSAVE UNSAVE is called by

```

..
TSX      $UNSAVE, 4
PZE      A, 0, n
..

```

The top n items in the pushdown list are read into locations A, A + 1, ..., A + n - 1 and the other items in the list are pushed up n places.

The pushdown list has a maximum depth of 500 locations. Any attempt to exceed this depth is ignored and SI bit 15 is set. Attempts to retrieve more items than have been stored are ignored and SI bit 16 is set.

Subroutine `INTØP` is used to evaluate variable fields of the `INT` pseudo-op during pass two.

`INTØP` `INTØP` is called by

```

TSX    $INTØP, 4
PZE    BUFF

```

where `BUFF+2` is the address of the first location of the buffer containing the variable field. `INTØP` scans the variable field and converts each decimal subfield (as delineated by commas) to a binary number; shifts the number obtained into the decrement; and stores it in the next location in the program being assembled, assuming that index register one contains the complement of the `ILC`. `INTØP` then increments the `ILC` and repeats the operation for the next subfield.

Subroutine `ENDØP` is used at the end of pass one to reserve temporary storage for `CØMP` pseudo-ops.

`ENDØP` `ENDØP` is called by

```

TSX    $ENDØP, 4

```

Control returns to the caller after `ENDØP` changes the `C(IR1)` by the proper amount and enters the symbol `TEM` into the symbol table.

`ØPTBL` The first word in `$ØPTBL` is a control word containing in its address the location of the first item in the operation table and in its decrement the length of the operation table; the rest of `ØPTBL` consists of pairs of entries, a right-justified BCD mnemonic paired with the binary machine code for that mnemonic.

Subroutine `CØMPØP` and the subroutines it calls are described in Chapter 4.

Chapter 4

THE COMPILER OF CØMP PSEUDO-OPERATIONS

In this chapter we will examine in detail the operation of the set of subprograms which compile arithmetic for CØMP pseudo-operations. The material under discussion is of an advanced nature and not essential to an understanding of the CAP assembly program. A beginning reader may skip this chapter, as the material in the sequel will not make reference to the compiler. The reader is assumed to be familiar with an algebraic language such as FØRTRAN, ALGØL, or MAD.

4.1 Why a Compiler?

Compilers exist to free the programmer from worry about coding details while working with algebraic calculations. The compiler can take care of the coding details, and the programmer need only concentrate on setting up the proper equations.

The primary reason for including a compiler in CAP is educational. We shall see the close similarity between the internal processes of assemblers and compilers; some of the mystery as to how compilers work will thereby disappear.

Another reason for including a compiler is to provide a contrast with the macro-operation processors found in many present-day assembly programs. A compiler is an often overlooked alternative and provides a flexibility of expression which the macro-processor cannot obtain.

4.2 What Does a Compiler Do?

The point of the compiler is very simple. If the programmer writes on a card a statement

CØMP Y = ALPHA + BETA

the program which results is identical to that which would have resulted if the programmer had instead given the instructions

CLA	ALPHA
FAD	BETA
STØ	Y

We see, then, that the purpose of the compiler is to generate a program to perform the algebraic computation indicated by the symbols and break characters in the variable field of the CØMP statement.

There are several algorithms available to perform the compilation. In the CAP compiler, a nonrecursive procedure contrasts with the recursive procedure used for evaluating expressions in subroutine VAREVL, discussed in Chapter 3. We will see that the algorithm is a collection of simple, straightforward ideas combined in such a way as to produce a sophisticated result.

4.3 Relation of CØMP to CAP

We recall that when the CAP assembler encounters a CØMP pseudo-operation during pass one, it calls a subroutine named CØMPØP.

CØMPØP and the collection of subroutines which it calls compile the symbolic machine instructions in the CAP language required to carry out the computation called for by the CØMP statement. The compiler writes these symbolic instructions on the collation tape in the same format as CAP language symbolic instructions which the programmer writes and the order in which they are to be performed. The compiler increases the ILC by the number of instructions compiled, and returns control to subroutine PASS1 to continue the first assembly pass. By writing symbolic cards on the collation tape during pass one, the compiler thereby discharges its responsibility; the symbolic instructions on the collation tape will be assembled by the second assembly pass as would instructions provided by the programmer himself.

4.4 Precedence

The language available to the CØMP programmer allows the use of addition, subtraction, multiplication, and division—with parentheses as grouping characters. Since the programmer will wish to attach an order of precedence to these operations, the compiler must take that order into account when creating the symbolic program. The order of precedence used is the following:

parenthetical expressions
multiplication and division
addition and subtraction

This precedence table corresponds to the table commonly assumed by mathematicians. It states, for example, that in the expression

$$A + B / C$$

the division is to be carried out before the addition.

4.5 The Spread Field; CØMPØP

The subroutine called to compile CØMP pseudo-operations is CØMPØP. CØMPØP operates in two passes. In the first pass, it scans the variable field of the CØMP card, ignoring blanks, and separates the symbols and break characters one to a word in a buffer known as the spread field. For example, if the variable field contains

$$\text{SUM} = G1 + G2 + G3/\text{SIX}$$

pass one of CØMPØP would produce a spread field containing in successive locations

```

SUM
  =
  G1
  +
  G2
  +
  G3
  /
SIX

```

Later scans may now search the spread field for break characters with a simple search loop. Symbols which are longer than six characters are permissible. They will be broken up and stored in successive words in the spread field. Since the comma is not a break character, the sequence of characters ABC,1 will be considered to be a single symbol and stored appropriately. When compiled as the address of an instruction, this symbol could represent a tagged address.

All scans of the spread field will ignore a zero appearing within the spread field. The value of this property will become clear later when we see how the spread field is modified as the expression is compiled. An alternative procedure with similar flexibility is to place successive items of the spread field in a string pointer list.

Having re-expressed the arithmetic statement to be compiled in a form easier to work with, subroutine CØMPØP proceeds with the actual compilation. A scan is made for a parenthetical expression which is in some sense "innermost." That is, it is to contain no parenthetical expressions. The procedure for finding such an "innermost" expression is as follows: Scan the spread field starting at the top for left and right parentheses, leaving markers behind at the left parentheses, and stopping at the first right parenthesis. The last left parenthesis marker and the position of the right parenthesis define an "innermost" parenthetical expression. A subroutine named EXPR is now called, with arguments consisting of the pointers to the left and right ends of the parenthetical expression, and the location of the beginning of the spread field. Subroutine EXPR will compile the symbolic CAP language program necessary to compute the expression within the parentheses and will write this symbolic program on the collation tape. EXPR will then modify the spread field by replacing the left parenthesis, the entire expression within the parentheses, and the right parenthesis with zeros. The last instruction in the symbolic CAP language program generated by EXPR will be an instruction to store the result of the computation in a temporary storage location. The symbolic name of this temporary storage location is inserted directly in the spread field by EXPR in one of the locations formerly occupied by the parenthetical expression. The symbol TEM+nn will always fit into the space vacated by the original expression. This is one of the reasons for choosing to spread out the original expression into a spread field.

At this point, the "innermost" parenthetical expression is compiled. CØMPØP now starts over again, looking for a new "innermost" parenthetical expression in the modified spread field. Since the old expression, along with its parentheses, was replaced by a single symbol in the spread field, CØMPØP can scan for a new "innermost" parenthetical expression exactly as it did before. It is now clear why zero words are ignored within the spread field. Whenever the compiler writes instructions on the collation tape, it replaces the symbols and operators within the spread field leading to the compilation

of these instructions by zeros. Later scans of the spread field ignore the presence of the zero positions, as nothing more is to be compiled from the information that was once contained there.

CØMPØP iterates in the manner described; first locating an innermost parenthetical expression, and then calling upon EXPR to compile the expression. EXPR removes the expression from further consideration by modifying the spread field.

Eventually, CØMPØP will reach a situation in which the spread field contains no parenthetical expressions. Instead, it will contain a simple expression preceded by a symbol and an equal sign. In this case, subroutine EXPR is again called with parameters indicating the beginning and end of the simple expression and with an additional parameter specifying that the program compiled is to leave its result in the AC rather than in temporary storage. EXPR again generates symbolic instructions, writes them on the collation tape, and modifies the spread field by replacing all elements compiled by zeros. Upon returning to CØMPØP the compilation is nearly completed except for storage of the final result. Subroutine CØMPØP then generates the necessary STØ instruction to complete the compilation. Let us follow this procedure through for a moderately complicated expression. Consider the following CØMP pseudo-operation

$$\text{CØMP } Y = ((A+B)*(E-C*DL)+END)*F+L1$$

Figure 4.1 shows the spread field and instructions compiled in succeeding steps. Figure 4.2 is a flow diagram of CØMPØP.

Step 1. CØMPØP places the variable field in the spread field (Figure 4.1a) and scans for left and right parentheses, starting at the top, ending with the first right parenthesis. (See Figure 4.1b.) It then calls EXPR to compile this "innermost" expression. EXPR will write the instructions indicated as "step one" in Figure 4.1f, on the collation tape and modify the spread field to that shown in Figure 4.1c.

Step 2. CØMPØP scans again for left and right parentheses and calls EXPR to compile the expression found. EXPR writes on the collation tape the instructions indicated as "step two" in Figure 4.1f, and modifies the spread field to that shown in Figure 4.1d.

Step 3. One more scan for parenthetical expressions results in a call to EXPR and compilation of instructions indicated as "step three" in Figure 4.1f. EXPR modifies the spread field to appear as in Figure 4.1e.

Step 4. The scan for parentheses fails this time. CØMPØP calls EXPR to compile the remaining simple expression and specifies that the result of the computation be left in the AC. EXPR compiles the instructions labeled "step four."

Step 5. CØMPØP compiles an STØ instruction with a symbolic address consisting of that variable to the left of the equal sign. The compilation is now complete.

CØMPØP keeps track of parenthetical expressions by means of pointers to positions in the spread field. An alternative procedure is to push successive field items down in a push-down list searching for a right parenthesis. Then, the subroutine compiling the expression can retrieve items back to the last left parenthesis.

Note that we have not yet learned how EXPR compiles the symbolic arithmetic instructions and places them on the collation tape. We are analyzing the compiler from the "outside in" and are still at a stage where the organization of the compiler is the most important thing to be learned. Having established the procedure by which parentheses are handled, we are now ready to begin studying the details of instruction creation.

Y	Y	Y	Y	Y		
=	=	=	=	=	Step 1	{ CLA A
(lp→((lp→(lp→(lp→(TEM+4		{ FAD B
(lp→((lp→(TEM	TEM	0		{ STØ TEM
A	A	0	0	0		{ LDQ C
+	+	0	0	0	Step 2	{ FMP DL
B	B	0	0	0		{ STØ TEM+1
) rp→)) rp→)	0	0	0		{ CLA E
*	*	*	*	0		{ FSB TEM+1
((lp→(TEM+2	0		{ STØ TEM+2
E	E	E	0	0		{ LDQ TEM
-	-	-	0	0	Step 3	{ FMP TEM+2
C	C	C	0	0		{ STØ TEM+3
*	*	*	0	0		{ CLA TEM+3
DL	DL	DL	0	0		{ FAD END
))	rp→)	0	0		{ STØ TEM+4
+	+	+	+	0		{ LDQ TEM+4
END	END	END	END	0	Step 4	{ FMP F
)))	rp→)	0		{ STØ TEM+5
*	*	*	*	*		{ CLA TEM+5
F	F	F	F	F	Step 5	{ FAD L1
+	+	+	+	+		{ STØ Y
L1	L1	L1	L1	L1		
(a)	(b)	(c)	(d)	(e)		(f)

Figure 4.1. Successive spread fields and resulting compilation for
 CØMP $Y = ((A+B)*(E-C*DL)+END)*F+L1$.

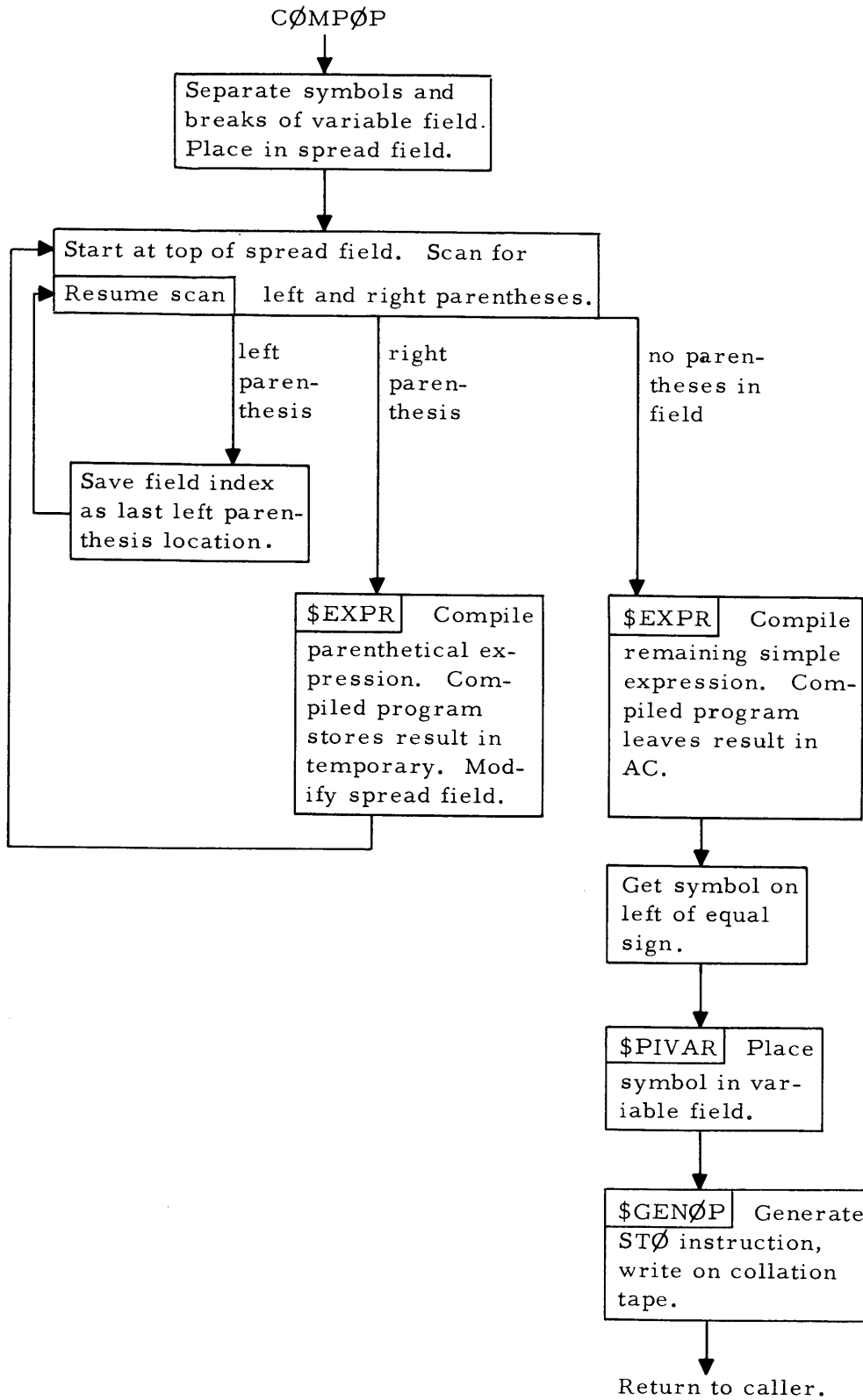


Figure 4.2. Flow diagram of subroutine CØMPØP.

4.6 Compilation of Individual Instructions

In the fifth step in the example above, subroutine CØMPØP had to compile the instruction STØ Y. To write this instruction on the collation tape, a package of subroutines is used which manipulate a collation tape buffer and write on the collation tape. The collation tape buffer is a 14-word buffer which is used to collect a symbolic card image.

The first subroutine in this package is PIVAR. (Place in variable field.) Its calling sequence is

```
TSX  $PIVAR,4
```

PIVAR takes the contents of the AC as a BCD word, and inserts that BCD word in the next available space in the variable field of the collation tape buffer. Columns 13 to 18 are filled in by the first call to PIVAR, columns 19 to 24 on the next, etc.

The last piece of information known about any instruction is always the operation code. Subroutine GENØP inserts the operation code and writes the collation tape buffer on the collation tape. Its calling sequence is

```
.
.
TSX  $GENØP,4
BCI  1, opr
.
.
```

where "opr" is the operation mnemonic to be inserted in the operation field. GENØP inserts the instruction code into the operation field (columns 7 to 12) writes the entire collation tape buffer on the collation tape, and clears out the buffer with blanks, resetting PIVAR to store in columns 13 to 18. Thus the sequence required to generate the STØ Y instruction in step five, above, is

```
.
.
CAL  FLD,1      GET SYMBOL FROM SPREAD FIELD.
TSX  $PIVAR,4   INSERT IN VAR FIELD.
TSX  $GENØP,4   GENERATE STØ ØP.
BCI  1, STØ    ..
.
.
```

When it compiles instructions, subroutine EXPR also uses the subroutines PIVAR and GENØP.

4.7 Compilation of Simple Expressions; EXPR

Subroutine EXPR has the responsibility of compiling parentheses-free expressions. This responsibility includes the proper handling of precedence below the level of parenthetical expressions. EXPR handles precedence by making two passes over the symbolic expression; during the first pass, all terms (symbols connected by asterisks and slashes) are compiled leaving the expression in the form of a summation of individual elements (subroutine TERM compiles the terms). In the second pass over the expression, EXPR

compiles the necessary add and subtract instructions to complete the summation. Let us consider a typical spread field expression that EXPR is to compile. The expression comes from Step 2 of the previous example.

```

      E
      -
      C
      *
      DL

```

In the first pass, EXPR locates terms containing more than one symbol. In the given expression, the second term falls into this category. Therefore, EXPR calls subroutine TERM with parameters pointing to the upper and lower boundaries of the term C*DL. Subroutine TERM compiles a program which computes the value of the term and inserts the answer into temporary storage. In this case the program written on the collation tape is

```

LDQ   C
FMP   DL
STØ   TEM

```

TERM will also modify the spread field by replacing the elements of the term with zeros, and inserting the name of the temporary storage location into the spread field in an appropriate place. When TERM finishes, the spread field will appear as follows:

```

      E
      -
      TEM
      0
      0

```

Since there are no more terms in our sample expression, pass one of EXPR is complete, and pass two begins. In pass two, EXPR compiles and writes on the collation tape a program to perform the summation of the elements in the expression.

The second pass consists of the following steps, indicated in the flow diagram in Figure 4.3.

1. Scan the spread field from the top, looking for the end of the first symbol. If an initial minus sign is passed, set a switch.
2. Compile the instruction CLA or CLS (on the basis of the switch set in Step 1) with a symbolic address consisting of the symbol obtained in Step 1, using PIVAR and GENØP. Replace the operator and the symbol in the spread field with a zero.
3. Continue scanning the spread field for the end of the next symbol. Again, if an initial minus sign is passed, set a switch.
4. Compile the instruction FAD or FSB (on the basis of the switch set in Step 3) with a symbolic address consisting of the symbol obtained in Step 3, using PIVAR and GENØP. Replace the symbol and the operator in the spread field with a zero.
5. Repeat Steps 3 and 4 until the end of the expression is reached. Now, if requested, compile an instruction to store the result in a temporary location. The second pass is now complete, and the expression has been compiled.

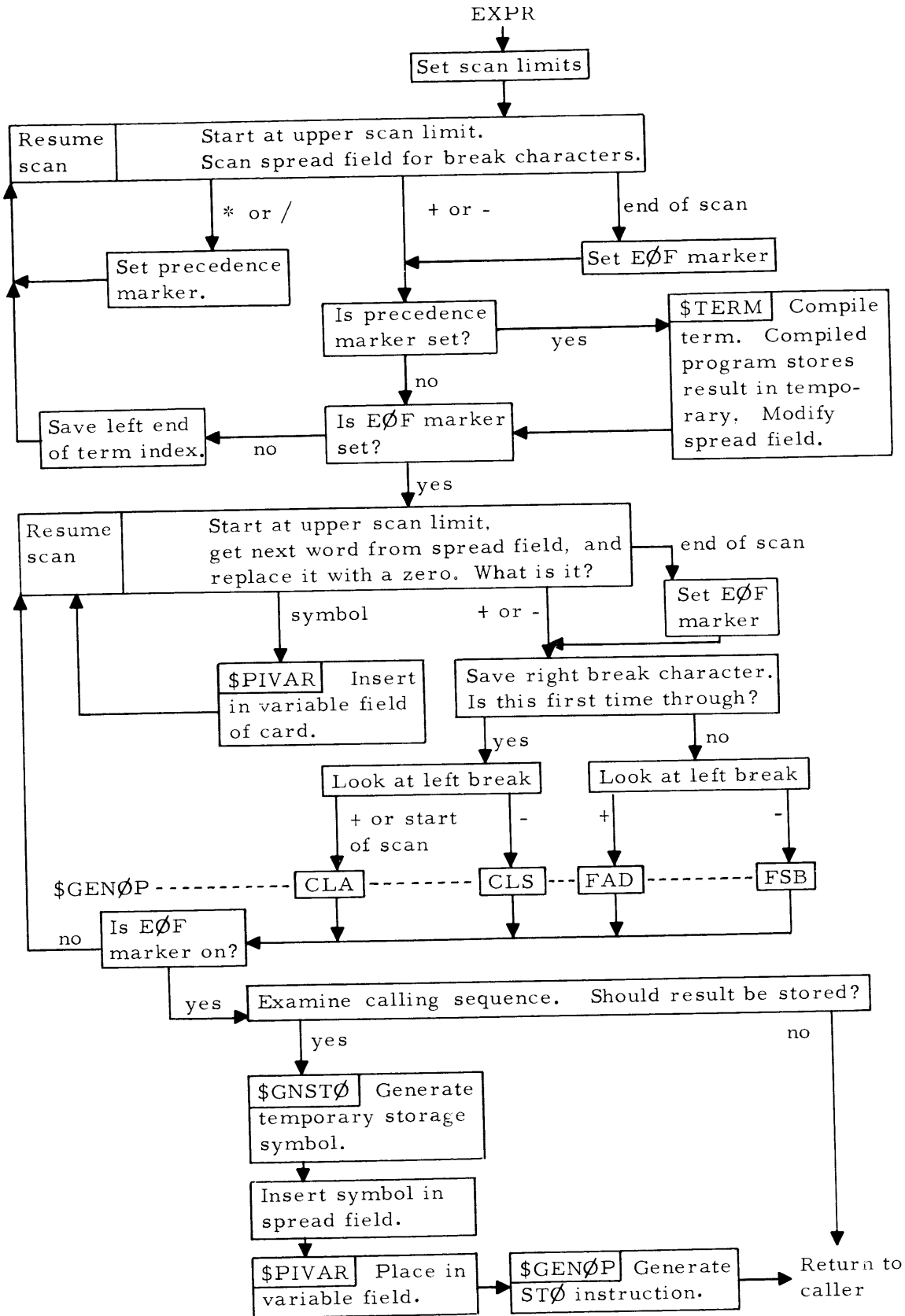


Figure 4.3. Flow diagram of subroutine EXPR.

4.8 Temporary Storage and Subroutine GNSTØ

The last step in subroutine EXPR was compilation of an instruction to store the AC in a temporary location. What symbolic address should be placed in the STØ instruction, and how can temporary storage be reserved? Subroutine GNSTØ provides this service. The calling sequence

```
TSX   $GNSTØ,4
```

will bring into the accumulator the symbol TEM+n where n is one less than the number of times GNSTØ has been called. Subroutine GNSTØ will also keep track of the total number of temporary locations used so that subroutine ENDØP can reserve space at the end of assembly pass one. The first call to GNSTØ brings back the symbol TEM; later calls produce symbols such as TEM+1, etc. The instruction

```
STZ*  $NSTØ
```

resets GNSTØ so that the next call starts again with the symbol TEM. Since separate CØMP statements are independent, they can use the same temporary storage locations, and CØMPØP resets NSTØ at the beginning of each new CØMP statement.

The sequence used by EXPR to compile the store instruction is, then,

```

.
.
TSX   $GNSTØ,4   GET TEMPØRARY SYMBOL.
SLW   FLD,1     INSERT IN SPREAD FIELD.
TSX   $PIVAR,4   PLACE IN VARIABLE FIELD.
TSX   $GENØP,4   GENERATE STØ ØP.
BCI   1, STØ
.
.

```

4.9 The Compilation of Terms; TERM

When EXPR encounters a term consisting of symbols connected by asterisks and slashes, it calls subroutine TERM to compile instructions which compute the value of the term and leave the result in temporary storage. Subroutine TERM performs this compilation by scanning the term in much the same manner as subroutine VAREVL (see Chapter 3) noting for each symbol the break character on its left and on its right. The break character on the left may be the beginning of the term, an asterisk, or a slash. The one on the right may be the end of the term, an asterisk or a slash. Thus a symbol may have one of nine pairs of break characters associated with it. Since the instructions compiled in each of the nine cases is different, a nine-way branch must be made for each symbol. The flow diagram in Figure 4.4 illustrates this nine-way branch. The scan of the term begins at the left (or top, in terms of the spread field).

Let us consider a simple term, and follow the operation of TERM through the flow diagram. Suppose TERM is to compile the following spread field:

```

C
*
D
*
E
/
F

```

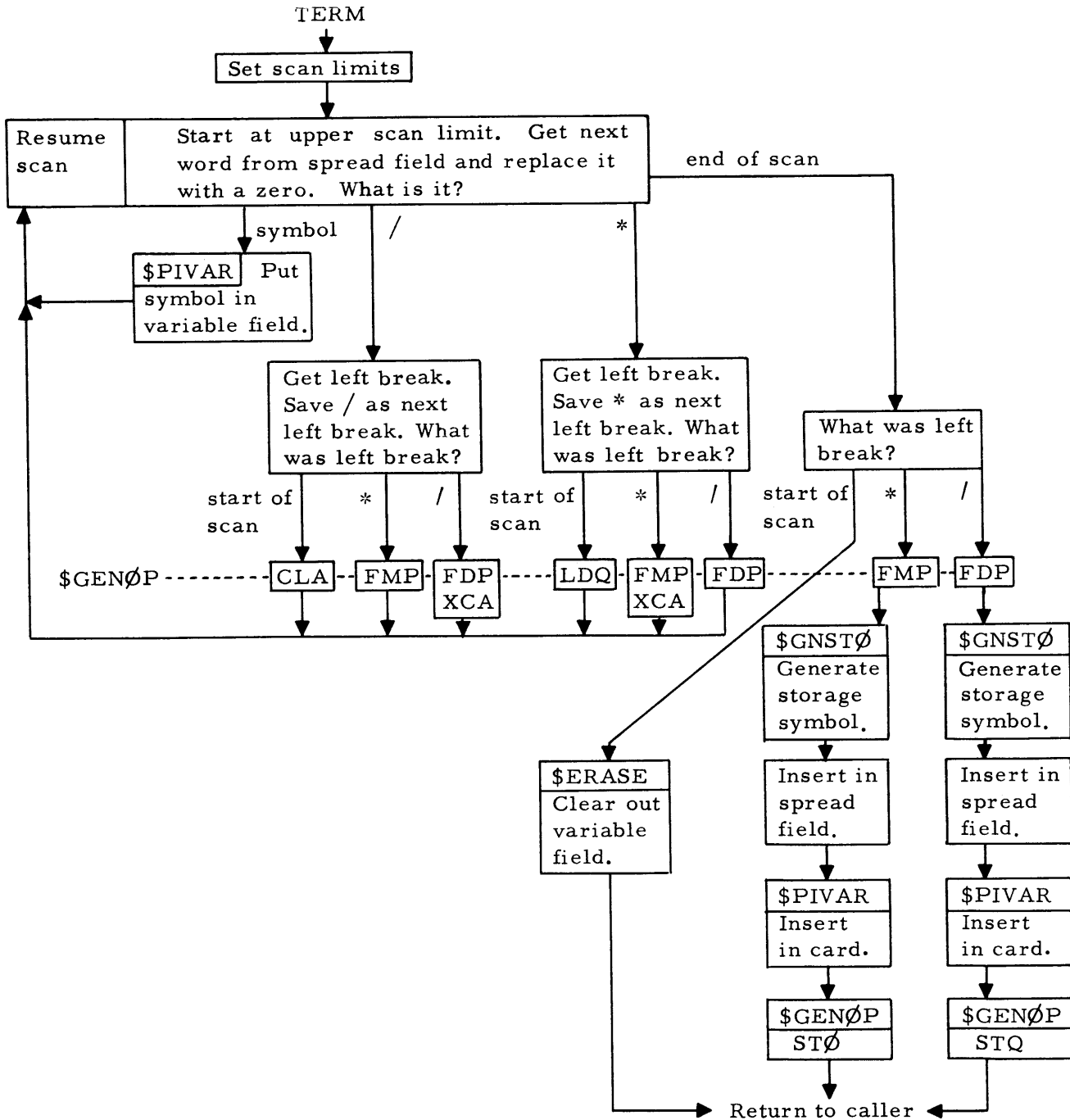


Figure 4.4. Flow diagram of subroutine TERM.

Upon scanning for the first symbol, we find that the left break is the beginning of the term, the right break an asterisk. Following the flow diagram, we see that the instruction LDQ C is compiled in preparation for the multiply operation. We may note that in this case, the compilation leaves the result in the proper register so that the next instruction FMP will operate correctly. If the right break character had been a slash, the instruction CLA C would have been compiled instead. We will see that the algorithm leaves the result in the proper register in all cases.

The scan now resumes. The next symbol has an asterisk on the left and an asterisk on the right. The asterisk on the left signals that we should compile the instruction FMP D; the asterisk on the right warns of a coming multiplication, so the result must be returned to the MQ with an XCA instruction.

Resuming the scan once more, we find that the third symbol has on the left an asterisk, on the right a slash. Again, the asterisk on the left signals that the instruction FMP should be compiled; however, the slash on the right indicates that the next operation will be division. Therefore, the result is left in the AC in proper position for the FDP instruction.

Returning to the scan for the fourth and final time, we find the symbol F surrounded by a slash on the left and the end of the term on the right. The slash calls for a division operation, so the instruction FDP F is compiled. The end-of-term break indicates that we are almost finished. A temporary storage location is generated by GNSTØ and the instruction STQ TEM is compiled. Note that if the last operation had been a multiplication, the last instruction would have been STØ TEM instead.

Now, compilation of the term is finished. Although it has not been mentioned before, the spread field was reset to zero during the scan, and, at the end, symbol TEM was placed back into the spread field. The final result of the compilation by TERM is as follows:

Spread field	Collation tape
TEM	LDQ C
0	FMP D
0	XCA
0	FMP E
0	FDP F
0	STQ TEM

4.10 Review

With the study of subroutine TERM, we have completed our examination of the compiler. A brief review of the essential points covered may help place those points in the proper perspective.

The compiler operates during the first assembly pass of CAP. The compiler places the instructions generated on the collation tape for processing by the second assembly pass just as though the programmer had provided them.

Subroutine CØMPØP coordinates the compilation. CØMPØP goes over the symbolic expression in two passes. During the first pass, it places the symbolic expression in the spread field — one symbol or break character to a memory location.

In the second pass it evaluates the expression from the innermost set of parentheses outward with the help of subroutine EXPR. Subroutine EXPR also operates in two passes. In the first pass, EXPR reduces the expression to a summation by calling on subroutine TERM to compile the instructions to compute the individual terms. The second pass of EXPR compiles the instructions needed to compute the resulting summation.

During all phases of the compilation, the compiler modifies the spread field as it generates instructions and places them on the collation tape. Subroutines GENØP, PIVAR, GNSTØ, and ERASE help put together symbolic instructions and write them on the collation tape.

When the compilation is finished, control returns to CAP to continue assembly pass one.

4.11 Calling Sequence of Compiler Subroutines

This section describes the calling sequences of each of the subroutines of the compiler and presents for easy reference a thumbnail sketch of the external characteristics of each subroutine.

CØMPØP Subroutine CØMPØP is called by

TSX	\$CØMPØP,4
PZE	BUFF

where BUFF is the first location of a 14-word buffer containing the symbolic CØMP card. CØMPØP compiles the instructions necessary to perform the arithmetic specified by the variable field of the card in the buffer, writes these instructions on the collation tape, and increases the value of the ILC (assumed to be stored in complement form in index register one) by the number of instructions compiled.

EXPR Subroutine EXPR is called by

TSX	\$EXPR,4
PZE	LI, T, RI
PZE	FLD

where FLD-LI is the address of the left break and FLD-RI is the address of the right break. EXPR takes a string of symbols connected by + - * or / and compiles the result in floating point. If T = 0, the result is placed in temporary storage. Otherwise, the result is in the AC. The spread field is modified accordingly.

TERM Subroutine TERM is called by

TSX	\$TERM,4
PZE	LI, 0, RI
PZE	FLD

where FLD-LI is the address of the left break, and FLD-RI is the address of the right break. TERM takes a string of symbols connected by * or / and compiles the result in floating point. The compiled program places its result in temporary storage, and TERM modifies the spread field accordingly.

The following subroutines are used to form symbolic instructions:

PIVAR Subroutine PIVAR (place in variable field) is called by

TSX	\$PIVAR,4
-----	-----------

PIVAR takes the $C(AC)_{p, 1-35}$ as a BCD word and stores that word in the next available location in the collation tape buffer. On the first call to PIVAR, the next available location is the first word in the variable field position of the buffer.

ERASE Subroutine ERASE is called by

TSX	\$ERASE,4
-----	-----------

Subroutine ERASE clears the collation tape buffer, replacing all words with blanks, and resetting PIVAR so that on the next call it will start at the beginning of the variable field.

GENØP Subroutine GENØP is called by

```
TSX    $GENØP,4
BCI    1,  opr
```

where the letters "opr" are the symbolic operation code desired. GENØP will take the symbolic operation code in location 1, 4 and insert it into the operation field of the collation tape buffer. It will then write the buffer on the collation tape and call subroutine ERASE to clear the buffer so that it may be used again.

GNSTØ Subroutine GNSTØ is called by

```
TSX    $GNSTØ,4
```

Subroutine GNSTØ returns to the caller after placing in the AC $p, 1-35$ a symbol of the form TEM+n where n is one less than the number of times that GNSTØ has been called. Entry point NSTØ will contain this number; and if NSTØ is reset to zero, n will be reset to zero for the next call to GNSTØ. GNSTØ keeps track of the largest n ever encountered and leaves it in a location where it is accessible to subroutine ENDØP for purposes of assigning temporary storage at the end of the first assembly pass of CAP.

Chapter 5

CAP AS A LABORATORY EXERCISE

CAP finds application both in the classroom and in the laboratory. In the laboratory the student modifies or improves the assembler, for example, by adding pseudo-operations to make the CAP language more flexible or by improving the internal operations of the assembler. Appendix C contains a list of suggested modifications.

This chapter is divided into two parts to correspond, roughly, to material of greater interest to the student and to his instructor, respectively. No clear line can be drawn between these interests, of course, as the instructor will wish to read the entire chapter and an advanced student will find much of interest in the second part.

5.1 The CAP Laboratory

The CAP assembly program was written with expansion in mind. Thus, although there might be simpler ways to perform some of the operations called for in the original CAP language, extension of these operations might be difficult if a simpler, less general, approach had been used in the original coding. There are also several examples throughout CAP of points onto which additional coding may be easily attached. An analogy would be the complicated highway interchange with one blocked exit at a point where a new highway is to be built someday.

The suggested modifications represent changes which are at once useful, educational, and not too difficult, when the operation of the original assembler is well understood.

When CAP is used in the laboratory, the main program which calls CAP is replaced by an execution monitor program to aid in debugging the modifications. This execution monitor provides aid in case the modified assembly program gets into a loop or comes to a stop, and it provides a postmortem when the CAP assembly is finished.

Also, in the laboratory, the input-output subroutines are replaced with an I/Ø simulator package to speed up testing; this simulator provides as CAP input a symbolic test program for assembly and simulates the collation tape with a core buffer.

Extent of Laboratory Assignment

A typical laboratory assignment might be the following: The instructor selects a set of modifications totaling in value about 200 "points" as required modifications. (See Appendix C for point values.) The student then selects additional modifications worth about 100 points. The student is permitted eight or nine computer "runs" to attempt to get all 300 points of modifications working correctly.

Evaluation of the student's work is done on the basis of a brief written report describing the modifications attempted and the degree of success in achieving modification. Printed computer output should accompany the report as evidence of correct operation of the modified assembly program.

How CAP Is Modified

Two different procedures have been used to allow the modification of CAP. In the first and simpler procedure, the student makes a copy of the symbolic decks of all the subroutines basic to the assembler and, if desired, the compiler. He then makes changes to this deck of 1000 to 2000 cards and submits it for assembly by FAP and testing under the execution monitor.

If this procedure is used, the reader may wish to skip the next sections and proceed immediately with the discussion of testing of the modified assembly program (Section 5.3).

5.2 UPDATE

If a large class uses CAP as a laboratory exercise, the above procedure can lead to the processing of a very large number of cards. An alternate procedure involving the UPDATE feature of FAP can significantly cut down on the number of cards used. Under this procedure, the unmodified CAP subprograms are placed in symbolic form on a single UPDATE input tape for all students, and each student need only submit cards corresponding to the changes he wishes to make in the subprograms. The UPDATE pseudo-operations of the FAP language control the merging of the student's changes with the original symbolic programs and the assembly of the merged programs.

The UPDATE procedure has the disadvantage that the student must learn the UPDATE language in order to modify CAP. However, the advantages of a small input deck are significant both in time saved preparing input tapes for the computer and in added reliability of a smaller deck of cards.

All features of the UPDATE language necessary for the successful modification of CAP will be discussed here. The FAP Reference Manual contains additional information.*

The Use of UPDATE

Images of the cards submitted for a run are written ahead of run time on the System Input Tape by off-line card-to-tape equipment. When programs are assembled normally on the 7090 (without UPDATE), FAP reads the card images from the System Input Tape and processes them one at a time. When UPDATE is used, two more tapes are involved: the UPDATE Input Tape and the UPDATE Output Tape. In CAP, only the UPDATE Input Tape is used.

The UPDATE Input Tape contains the unaltered symbolic versions of the CAP subroutines as shown in the listings in Appendix A. The serialization in columns 73 to 80 on the lists is also on the UPDATE Input Tape and is used by FAP to determine the order of processing card images from the System Input Tape and the UPDATE Input Tape.

Because the UPDATE facility is a part of FAP the first card of any deck submitted using UPDATE must be

* FAP

This card causes control to be transferred to FAP. FAP retains control until an END card is processed. It is important to keep in mind that the program assembled begins at the * FAP card on the System Input Tape and terminates with the first END card processed; this END card may be on either the System Input Tape or the UPDATE Input Tape. Assembly of another subprogram requires another * FAP card.

* Reference Manual, FORTRAN Assembly Program (FAP), IBM Publication C28-6235 (September, 1962).

The use of four UPDATE pseudo-operations (UPDATE, DELETE, DELETE THRU, and SKIPTØ) will be described. UPDATE operations are FAP pseudo-operations and, as such, begin in column 8 of the card.

The UPDATE Pseudo-Operation

The UPDATE pseudo-operation specifies the use of the UPDATE feature of FAP. A card with UPDATE punched in the operation field follows the * FAP card. The variable field, beginning in column 16, specifies the details of the UPDATE run. The first subfield contains the logical tape number of the tape unit on which the UPDATE Input Tape has been mounted. In the following examples we will assume that the UPDATE Input Tape is mounted on logical tape drive 11. The other subfields of the UPDATE card specify features not used in CAP and should be left blank. Hence the first two cards in each CAP UPDATE assembly are

```
* FAP
  UPDATE 11
```

Adding and Replacing Cards

Assembly, initiated by the * FAP and UPDATE cards, continues as card images of FAP instructions are read from the normal System Input Tape and the UPDATE Input Tape one at a time in serial order. A serialized card image on the System Input Tape is assembled before a card of equal or higher serialization but after a card of lower serialization on the UPDATE Input Tape. Whenever FAP encounters card images of equal serialization on the two tapes, the card image on the System Input Tape is assembled in place of the card image on the UPDATE Input Tape. If there is no serialization on the card image on the System Input Tape, the card image is immediately assembled. (See Figure 5.1, a flow diagram of UPDATE.)

More than nine cards can be inserted between two consecutive cards already on the UPDATE Input Tape by giving the first card to be inserted a serial number between the two cards on the UPDATE Input Tape. The remaining cards to be inserted at this point in the subprogram are not serialized.

Changes can be made in increasing order of serialization only.

Deleting Cards from Programs on the UPDATE Input Tape

To remove a card from a program on the UPDATE Input Tape, the DELETE pseudo-operation is used. When FAP reads a card from the System Input Tape that has DELETE in its operation field, cards are assembled from the UPDATE Input Tape until a card image with serialization equal to that of the DELETE card is found. FAP does not assemble this card image from the UPDATE Input Tape; normal updating and assembly continue with the next card from each tape.

If many consecutive cards are to be deleted from programs on the UPDATE Input Tape, the DELETE THRU pseudo-operation may be used. When FAP reads a card that has DELETE in its operation field and the letters THRU in the variable field, no more card images from the UPDATE Input Tape are assembled until a card of serialization higher than that of the DELETE THRU card is found on the UPDATE Input Tape. * FAP will then resume normal updating and assembly.

* As of May, 1962, the M. I. T. version of FAP requires THRU in columns 15 to 18; this differs from the FAP Reference Manual description of DELETE THRU.

To delete a block of cards from the middle of a program: First, insert a DELETE card with serialization of the first card in the block. This DELETE card should be followed by a DELETE THRU with serialization equal to the serial number of the last card to be deleted. DELETE THRU will delete a card of equal but not higher serialization. The input tapes should never be moved backward while updating a program.

The Necessary END Card

To insure proper operation of UPDATE, the last card of the input deck for each subprogram updated must be a serialized END card. The serialization of the END card in the input deck must be identical to that of the END card on the UPDATE Input Tape for the subprogram being updated.

Bypassing Assembly of Subprograms

The UPDATE Input Tape will be rewound before the job starts and we may assume that it is properly positioned to begin assembly of the first subprogram on the tape. The order of subprograms on the UPDATE Input Tape is specified in Figure 5.2. The order is the same as on the CAP listings.

The first

```
* FAP
      UPDATE 11
```

would therefore, start assembly of subprogram CAP. At the end of this assembly the UPDATE Input Tape would be positioned ready to start assembly of the second subprogram. The next

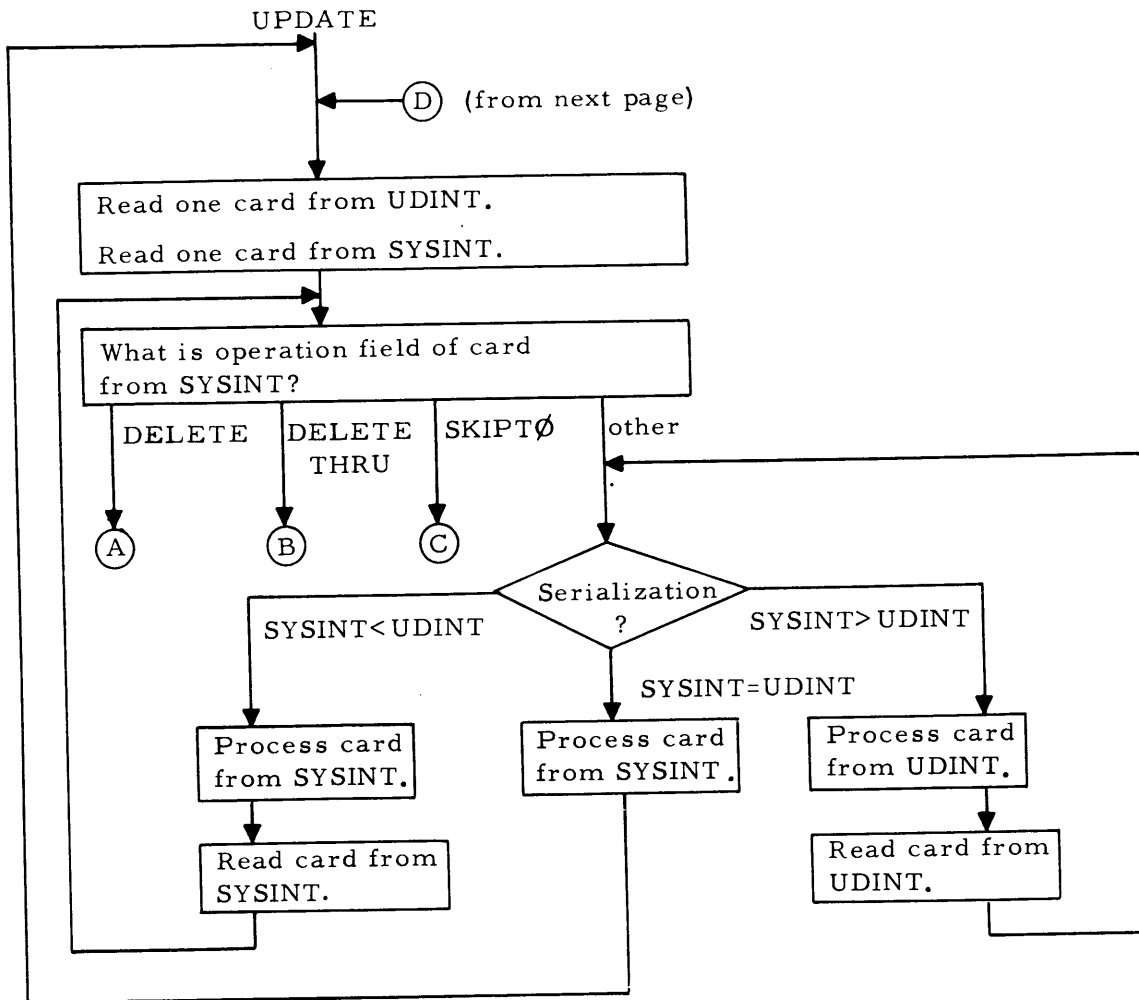
```
* FAP
      UPDATE 11
```

would start assembly of PASS1, and so forth.

Most of the suggested alterations to CAP require changes to only a few of the subprograms. Therefore, it would be wasteful of machine time to assemble all of the CAP subprograms during each run. Assembly of subprograms not being modified on the UPDATE Input Tape may be omitted by proper use of the SKIPTØ pseudo-operations.

When FAP reads a card image from the System Input Tape with SKIPTØ in its operation field, assembly is suspended and the UPDATE Input Tape is read until a card image of serialization identical to the serialization of the SKIPTØ card is found. Normal updating and assembly commence with the card of identical serialization on the UPDATE Input Tape. A card of serialization higher than that of the SKIPTØ card will not terminate the SKIPTØ operation; the serializations must be identical. Thus, assembly of a subprogram can be avoided by using a SKIPTØ card serialized with the serial number of the first card in the next subprogram to be updated. Subprograms must be updated and assembled in the order that they appear on the UPDATE Input Tape; SKIPTØ cannot be used to move the UPDATE Input Tape backward.

It is good practice to include a SKIPTØ card in the input deck for every subprogram to be updated. If the UPDATE Input Tape is positioned ready to read the card specified by the SKIPTØ card, FAP will begin assembly with that card. Inclusion of the SKIPTØ cards in all input decks makes each subprogram independent of all others. The input cards for a particular subprogram may be removed from the complete input deck without



SYSINT - System Input Tape

UDINT - UPDATE Input Tape

SYSINT=UDINT - Serialization on card from SYSINT equals serialization on card from UDINT.

SYSINT<UDINT - Serialization on card from SYSINT is less than serialization on card from UDINT.

SYSINT>UDINT - Serialization on card from SYSINT is greater than serialization on card from UDINT.

Figure 5.1a. UPDATE flow diagram.

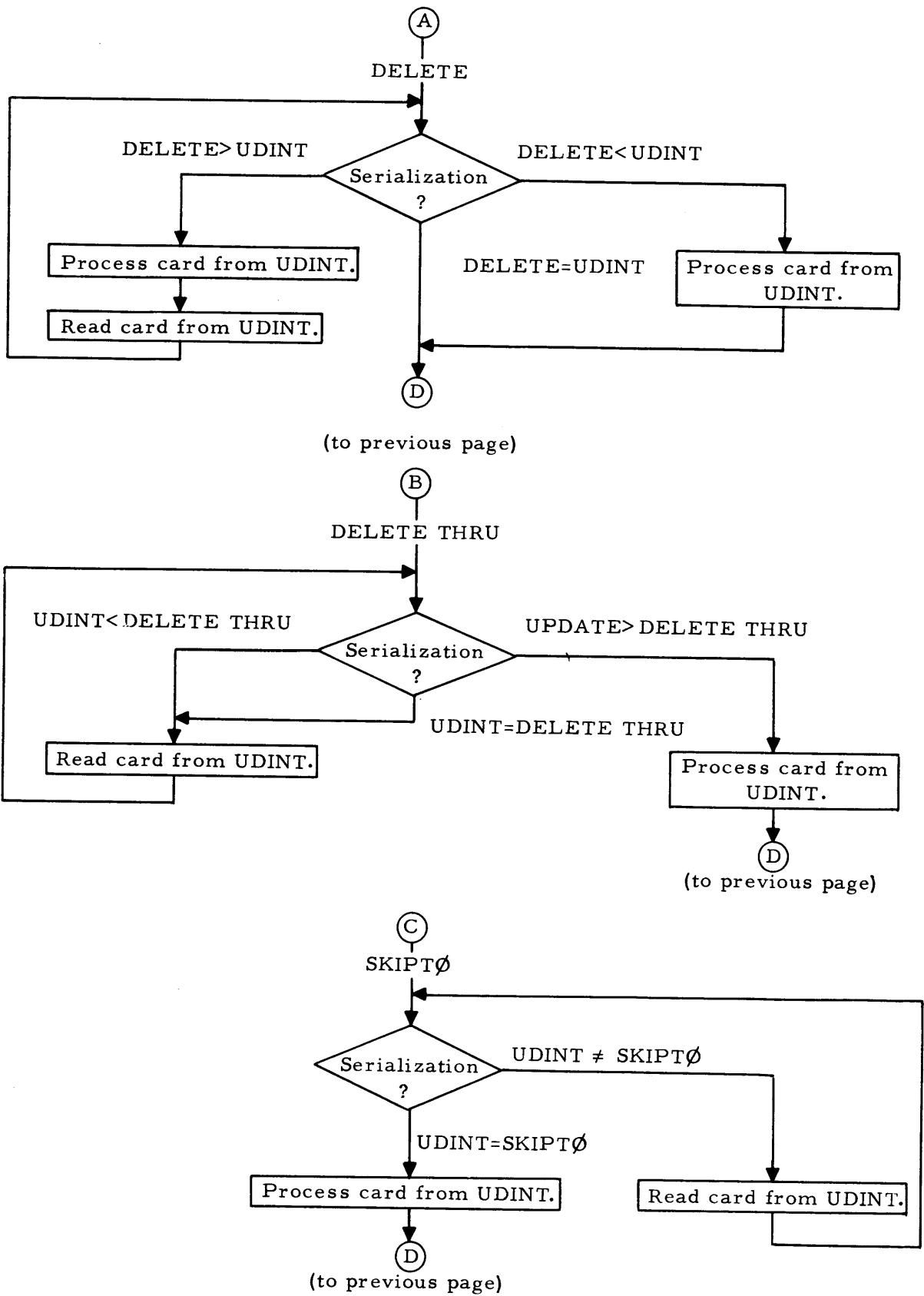


Figure 5.1b. UPDATE flow diagram.

<u>Subprogram</u>	<u>Serialization of first card</u>	<u>Serialization of END card</u>
CAP	CAP00010	CAP00320
PASS1	PAS10010	PAS10790
PASS2	PAS20010	PAS22210
VAREVL	VEVL0010	VEVL2220
ØPTBL	ØPTB0010	ØPTB0790
INTØP	INTP0010	INTP0990
UTILITIES	UTIL0010	UTIL1140
SYMSTØ	SYMS0010	SYMS0540
ENDØP	ENDP0010	ENDP1020
CØMPØP	CØMP0010	CØMP1860
EXPR	EXPR0010	EXPR1710
TERM	TERM0010	TERM1350

Figure 5.2. Order of subprograms on CAP UPDATE Input Tape.

the need to add a SKIPTØ card in the deck for the following subprogram. The first three cards for each subprogram to be updated should be

```
* FAP
  UPDATE  11
  SKIPTØ
```

Column 73



SUBR0010

(Serial number of
the first card in
the subprogram
to be updated.)

Remember that the UPDATE Input Tape contains the unaltered, symbolic version of the CAP subprograms as contained in the listing in Appendix A. When we submit a deck to update a CAP subprogram, it is the combination of that symbolic input deck and the unaltered symbolic program on the UPDATE Input Tape that is assembled. When new changes are made to a subprogram all previous desired changes to that subprogram must be included in the input deck.

5.3 How CAP Is Tested

If the modified version of CAP assembles successfully, it may be tested on the same computer run. To simplify this testing a special library tape is used with the FØRTRAN Monitor System. This library tape contains the execution monitor program and all of the subroutines of the CAP assembler in an unmodified, binary form. The student need only

assemble those subprograms of CAP for which changes are desired, and the library will provide the rest of the subroutines needed to complete CAP. The student must also provide a main program which calls the execution monitor program.

Once a subprogram has been modified, assembled, and checked out, it may be submitted on later runs in binary form; it need not be reassembled if no changes are to be made to it.

Let us suppose that a student has made a change to one subprogram, VAREVL, in his attempt to add division to the variable field operations. If he submits an assembly and a main program as an FMS job, the following steps will be carried out:

1. The FAP assembly will take place.
2. If the assembly is successful, the main program and the program just assembled, VAREVL, will be loaded into core memory.
3. The library will be searched for the rest of the CAP assembler and the execution monitor, and they will be loaded into core memory.
4. The CAP assembler, as modified, is then run under the execution monitor program. The input-output simulator will provide a symbolic test program for CAP to assemble. A typical symbolic program used to test CAP is shown in Appendix B.
5. When CAP finishes its assembly of the test program (or gets into a loop or stops because of the modifications), control of the computer returns to the execution monitor which prints out for debugging and comparison purposes, the following:
 - a. The symbolic test program CAP worked on.
 - b. The collation tape, if anything was written on it by subroutine WCT1. The collation tape is printed out in BCD.
 - c. An octal postmortem of all programs which were submitted (in this case, only VAREVL and the main program).
 - d. An octal postmortem of the region in core storage in which CAP was to have placed the assembled program.

In the case of the VAREVL test, it will be noted that the symbolic test program in Appendix B has in it several variable field division signs. Examination of the addresses assembled for these instructions will tell whether or not the modification worked correctly.

In case of difficulty, such as a program stop or loop, the collation tape dump is often most helpful if the stop occurred in pass one, since the tape will contain the last instruction processed correctly. Similarly, pass two loops or stops may be diagnosed by observing which instruction was the last processed and printed on the CAP assembly listing. For example, if the first instruction which does not appear on the CAP output listing is the first instruction in which division appears in the variable field, one might suspect the new VAREVL modification.

In connection with item five, listed earlier in this section, the execution monitor assumes CAP to be in an endless loop if it takes longer than five seconds to complete its assembly. The postmortem indicates the instruction location where the program was stopped. Adding one to this location will give the instruction which was next to be executed. A normal CAP assembly takes about one second on the IBM 7090 and the most complicated interaction of modifications should not extend this time by more than three seconds.

A typical CAP execution run is shown in Appendix B following assembly listings of the execution monitor subprograms. The format of the CAP assembly output and of the postmortem outputs can be seen there.

5.4 Tactics for Modifying CAP

Experience has shown that the following tactics can be helpful in making maximum use of the limited number of computer runs available for debugging modifications to CAP.

1. Some modifications are closely related to others; making the first modification allows the second to follow with but a few instructions.
2. All anticipated modifications should be submitted before the fourth or fifth run (if eight runs are available) to allow sufficient time for debugging.
3. Leave the addition of pseudo-operations which change the ILC (such as BSS) until later runs; debugging the simpler modifications in early runs. (If one of these pseudo-operations fails, the result is usually catastrophic.)
4. Observe that the point values attached to modifications are an indication of their relative difficulty. In particular, modifications to the compiler require an understanding of advanced material in Chapter 4 and should be avoided by the beginner.

5.5 The Instructor's Point of View

The material discussed in this section is of an advanced nature and may be skipped by the reader not interested in teaching CAP to a class.

The Execution Monitor

The execution monitor is a package of library subroutines called by a main program. The calling sequence to this monitor is

```
TSX      $TESTS,4
```

The main program listed in Appendix B, which contains the above instruction, may be assembled and given to the student in binary form for submission along with his modifications. The main program also contains three words of octal 7's which prevent the student from duplicating the binary cards on an IBM 026 keypunch. Without the octal 7's the 026 may duplicate the cards incorrectly but the 7's prevent all duplication, and thus they insure against the possibility of an incorrect binary main program. Note also that the execution monitor does not return to the main program which called it, it exits to the FORTRAN Monitor System when finished testing CAP.

The execution monitor first prints a subprogram storage map of all binary and symbolic programs submitted by the student. This is done by reference to subroutine MØVIE) inserted at the time of loading by the BSS loader.* The storage map lists all subprograms found in MØVIE) from the beginning of core storage up to the subroutine TESTS, which is the first subprogram loaded from the library.

Depending on the status of sense switch one, either a core storage clock or a magnetic tape on channel B of the 7090 in combination with a data channel trap is used as a five-second timer. In the latter case, a scratch tape (tape B3 as the program is shown in Appendix B) is write selected and a sequence of data channel commands with a word count of 50000 and terminating with an IØCT command is given to channel B.

* Subroutine MØVIE) is a copy of the BSS loader table which has been moved to a position following the last subprogram loaded and given an entry point name by the BSS loader before beginning execution. This loader table consists of entry name and entry point pairs and permits a selective storage map and postmortem to be given.

Since the word transmission rate of a 729 mod IV magnetic tape is about 10,000 words per second, the data channel trap will occur in about 5 seconds if CAP has not completed its assembly and returned to the monitor by that time. This trap will restart the computer if it is at a program stop.

Other trap returns are also set by the execution monitor. A standard floating point trap interpreter is provided which changes underflow to zero and terminates the run on overflow. The select trap return is set up and the select trap enabled before calling CAP.

After these traps have been enabled, the execution monitor places in the AC the origin of the symbolic program that CAP is to assemble (50000₈) and calls CAP.

An I/Ø simulator package handles all calls for input and output from CAP. The input tape is simulated by a core storage buffer containing strings of card images. Subprogram PRØG is used as a buffer to hold these strings. The collation tape is also simulated using a core buffer.

Control eventually returns to the execution monitor; it returns either via the expected return from CAP, or via timer or select traps. The execution monitor prints an appropriate comment and gives a postmortem of relevant information. It then returns to the FØRTRAN Monitor System with a standard system load sequence.

Miscellaneous Details About the Laboratory

If a student has made a modification which is not tested in the symbolic test program contained in subprogram PRØG, a special input/output package is used which reads card images from the System Input Tape after the student's * DATA card. All other I/Ø operations are handled in exactly the same way as in the usual I/Ø simulator package.

Each student must have the UPDATE Input Tape rewound at the beginning of his job. This rewind may be accomplished in one of several ways; perhaps the simplest is the temporary modification of the FØRTRAN Monitor System to rewind the tape between jobs.* An alternative might be to require that each student use the REWIND pseudo-operation in his first FAP assembly.

Making an UPDATE Input Tape

The UPDATE Input Tape used for CAP may be made with the aid of the FAP UPDATE facility. In the following discussion, since the tape is being written, it will be referred to as an UPDATE Output Tape. When making an UPDATE tape from a card deck, only an output tape is specified on the UPDATE card. For example, if the tape being written is on logical drive 11, the FAP control card would be

```
UPDATE    ,11,,D
```

The D in the fourth subfield specifies that assembly is deleted, permitting the entire tape, including all subroutines, to be written with only one loading of FAP.

Since the third subfield is void, the output tape will be in blocked format. This blocked format is preferable to unblocked, as less time will be required to move the UPDATE tape when it is used later by a class. (FAP writes blocked records 16 cards to a block.)

Since assembly is deleted by the fourth subfield, regular END cards (in the subroutines being placed on the UPDATE Output Tape) will not stop FAP: the pseudo-operation ENDUP will. Following the last subprogram being placed on the UPDATE Output Tape, the UPDATE pseudo-operations ENDFIL and REWIND may be used to complete the tape.

If a student should attempt to SKIPTØ a serial number not on the UPDATE tape, FAP will stop with a comment and print the last card on the UPDATE tape. For this reason, a card with a distinctive comment such as "SKIPTØ ERRØR" may be inserted after the last subprogram written on the UPDATE tape.

* J. H. Saltzer, M. I. T. Computation Center Memo CC-204 (February, 1963).

Appendix A

LISTING OF THE CLASSROOM ASSEMBLY PROGRAM

This appendix consists of FAP listings of the complete Classroom Assembly Program. At the end of these listings is an assembly output produced by CAP, of a sample CAP language program. Certain conventions have been observed in these listings. The double asterisk (**) has been used as a zero element in the variable field of those instructions subject to program modification. Each subroutine begins with the pseudo-operation PCC to insure that all cards in the original subprogram appear on the listing. Since the listings are to be used as references for UPDATE modifications, the position of all control cards must be known.

<u>Index to Appendix A</u>	<u>Page</u>
Main program	48
CAP	50
PASS1	52
PASS2	55
VAREVL	61
ØPTBL	67
INTØP	69
CØMMA,	72
SYMSTØ,	76
ENDØP, PIVAR, GENØP, GNSTØ, ERASE	78
CØMPØP	81
EXPR	86
TERM	91
READ1, PRINT, WCT1, REWIND, READ2	95

MAIN PROGRAM FOR CAP.

	PCC COUNT	26 MAIN	BINARY CARD LABEL.	MAIN0010 MAIN0020 MAIN0030
TRANSFER VECTOR				
00000	336225636447	.SETUP		
00001	475131456360	PRINT		
00002	232147606060	CAP		
00003	256731636060	EXIT		
00004	0074 00 4 00000	CALL	.SETUP	SETUP LIBRARY TIMER AND DUMP RETURNS. MAIN0050
00005	1 00000 0 00007			
00006	0 00004 0 00000			
00007	0074 00 4 00001	TSX	\$PRINT,4	PRINT 'BEGIN ASSEMBLY' COMMENT. MAIN0060
00010	0 00007 0 00031	PZE	BEG,0,7	.. MAIN0070
00011	-0500 00 0 00030	CAL	ORG	SET ORIGIN. MAIN0080
00012	0074 00 4 00002	TSX	\$CAP,4	GO TO CAP. MAIN0090
00013	-0130 00 0 00000	XCL		GET ENTRY POINT. MAIN0100
00014	-0763 00 0 00025	LGL	21	CONVERT ENTRY TO OCTAL-BCI. MAIN0110
00015	-0754 00 0 00000	ZAC		.. MAIN0120
00016	0774 00 4 00005	AXT	5,4	.. MAIN0130
00017	0767 00 0 00003	ALS	3	.. MAIN0140
00020	-0763 00 0 00003	LGL	3	.. MAIN0150
00021	2 00001 4 00017	TIK	*-2,4,1	.. MAIN0160
00022	-0602 00 0 00047	ORS	RET+7	OR TO COMMENT. MAIN0170
00023	0074 00 4 00001	TSX	\$PRINT,4	PRINT 'RETURN FROM CAP' COMMENT. MAIN0180
00024	0 00011 0 00040	PZE	RET,0,9	.. MAIN0190
00025	0 07400 4 00003	CALL	EXIT	RETURN TO FORTRAN MONITOR SYSTEM. MAIN0200
00026	1 00000 0 00030			
00027	0 00201 0 00000			
00030	+000000050000	ORG	OCT 50000	CAP PROGRAM ORIGIN. MAIN0210
00031	016060606060	BEG	BCI 7,1	TEST OF CAP, BEGIN ASSEMBLY. MAIN0220
00032	606060606060			MAIN0230
00033	632562636046			MAIN0240
00034	266023214773			
00035	602225273145			
00036	602162622544			
00037	224370336060			
00040	006060606060	RET	BCI 9,0	RETURN FROM CAP, ENTRY POINT IS 00000. MAIN0250
00041	606060606051			
00042	256364514560			
00043	265146446023			
00044	214773602545			
00045	635170604746			
00046	314563603162			
00047	600000000000			
00050	336060606060			
		END		MAIN0260

MAIN PROGRAM FOR CAP.
POST PROCESSOR ASSEMBLY DATA

51 IS THE FIRST LOCATION NOT USED BY THIS PROGRAM

REFERENCES TO DEFINED SYMBOLS

31	BEG	10	
2	CAP	12	
30	ORG	11	
40	RET	22,	24
3	EXIT	25	
1	PRINT	7,	23
0	.SETUP	4	

NO ERROR IN ABOVE ASSEMBLY.

*TIME SPENT IN FAP.. 000003 IN HUNDREDTHS OF MINUTES.

SUBROUTINE CAP, CLASS ASSEMBLY PROGRAM.

			PCC				CAPO0010
			COUNT	32			CAPO0020
			LBL	CAP		BINARY CARD LABEL.	CAPO0040
00005			ENTRY	CAP		START CLASS ASSEMBLY PROGRAM.	CAPO0050
TRANSFER VECTOR							
00000	472162620160		PASS1				
00001	472162620260		PASS2				
00002	475131456360		PRINT				
LINKAGE DIRECTOR							
00003	000000000000						
00004	232147606060						
00005	0634 00 4 00020	CAP	SXA	RX4,4		SAVE IR4.	CAPO0060
00006	0601 00 0 00025		STO	ORG		SAVE ORIGIN.	CAPO0070
00007	0441 00 0 00034		LDI	=0		CLEAR ERROR FLAGS.	CAPO0080
00010	0074 00 4 00000		TSX	\$PASS1,4		GO TO PASS1.	CAPO0090
00011	-0054 00 000001		LFT	1		TEST FOR SYMBOL TABLE OVERFLOW.	CAPO0100
00012	0020 00 0 00022		TRA	STFL		YES, GIVE DIAGNOSTIC.	CAPO0110
00013	0604 00 0 00026	STOK	STI	SIND		SAVE PASS1 FLAGS.	CAPO0120
00014	0441 00 0 00034		LDI	=0		CLEAR INDICATORS FOR PASS2.	CAPO0130
00015	0500 00 0 00025		CLA	ORG		GET ORIGIN.	CAPO0140
00016	0074 00 4 00001		TSX	\$PASS2,4		GO TO PASS2.	CAPO0150
00017	0442 00 0 00026		OSI	SIND		FORM COMPLETE ERROR FLAGS.	CAPO0160
00020	0774 00 4 00000	RX4	AXT	** ,4		RESTORE IR4.	CAPO0170
00021	0020 00 4 00001		TRA	1,4		RETURN.	CAPO0180
00022	0074 00 4 00002	STFL	TSX	\$PRINT,4		COMMENT.	CAPO0190
00023	0 00005 0 00027		PZE	WSTFL,0,5		..	CAPO0200
00024	0020 00 0 00013		TRA	STCK		RETURN FOR PASS2 ANYWAY.	CAPO0210
00025	0 00000 0 00000	ORG	PZE			STORAGE FOR PROGRAM ORIGIN.	CAPO0220
00026	0 00000 0 00000		SIND	PZE		STORAGE FOR SENSE INDICATORS.	CAPO0230
00027	006270442246	WSTFL	BCI	5,0SYMBOL		TABLE SIZE EXCEEDED.	CAPO0240
00030	436063212243						CAPO0250
00031	256062317125						CAPO0260
00032	602567232525						CAPO0270
00033	242524336060						CAPO0280
			END				CAPO0310
							CAPO0320
LITERALS							
00034	000000000000						

SUBROUTINE CAP, CLASS ASSEMBLY PROGRAM.
POST PROCESSOR ASSEMBLY DATA

35 IS THE FIRST LOCATION NOT USED BY THIS PROGRAM

REFERENCES TO DEFINED SYMBOLS

5	CAP		
25	ORG	6,	15
20	RX4	5	
26	SIND	13,	17
22	STFL	12	
13	STCK	24	
0	PASS1	10	
1	PASS2	16	
2	PRINT	22	
27	WSTFL	23	

NO ERROR IN ABOVE ASSEMBLY.

*TIME SPENT IN FAP.. 000003 IN HUNDREDTHS OF MINUTES.

PASS 1 OF CLASS ASSEMBLY PROGRAM.

		PCC			PAS10010
		COUNT	79		PAS10020
		LBL	PASS1	BINARY CARD LABEL.	PAS10040
		ENTRY	PASS1	FIRST ASSEMBLY PASS OF CAP.	PAS10050
00012					
TRANSFER VECTOR					
00000	662363016060	WCT1			
00001	512521240160	READ1			
00002	622321456060	SCAN			
00003	627044626346	SYMSTO			
00004	234644442160	COMMA			
00005	234644474647	COMPOP			
00006	254524464760	ENDOP			
00007	512566314524	REWIND			
LINKAGE DIRECTOR					
00010	000000000000				
00011	472162620160				
00012	0634 00 4 00076	PASS1	SXA	RX4,4	SAVE IR4.
00013	0737 00 1 00000		PAC	0,1	IR1 IS -(ILC).
00014	0020 00 0 00017		TRA	RCC	SKIP TAPE WRITING FOR FIRST CARD.
00015	0074 00 4 00000	NEXT	TSX	\$WCT1,4	WRITE CARD ON COLLATION TAPE.
00016	0 00000 0 00100		PZE	BUFF	..
00017	0074 00 4 00001	RCD	TSX	\$READ1,4	READ IN NEXT CARD.
00020	0 00000 0 00100		PZE	BUFF	..
00021	-0500 00 0 00101	CFLD	CAL	BUFF+1	GET OP-FIELD.
00022	0074 00 4 00002		TSX	\$SCAN,4	COMPRESS TO RIGHT.
00023	0774 00 4 00012		AXT	NPTBL,4	CHECK FOR PSEUDO-OP.
00024	-0340 00 4 00045		LAS	PTBL+NPTBL,4	COMPARE WITH TABLE.
00025	0020 00 0 00027		TRA	**+2	NO, SKIP.
00026	0020 60 4 00046		TRA*	PTBL+NPTBL+1,4	YES, EXIT.
00027	2 00002 4 00024		TIX	*-3,4,2	NO, INDEX AND TRY AGAIN.
00030	-0500 00 0 00100	OP	CAL	BUFF	NOT A PSEUDO-OP, ASSUME OP,
00031	0074 00 4 00003		TSX	\$SYMSTO,4	GET SYMBOL, AND SAVE.
00032	1 77777 1 00015		TXI	NEXT,1,-1	ADVANCE ILC AND RETURN.
		SPACE		2	
					PSEUDO-OP TABLE AND TRANSFERS.
00033	000000512544	PTBL	BCI	1,000REM	REMARK CARD.
00034	0020 00 0 00045		TRA	REM	..
00035	000000314563		BCI	1,000INT	FORTRAN INTEGER.
00036	0020 00 0 00046		TRA	INT	..
00037	000046236343		BCI	1,00OCTL	SIMPLE OCTAL.
00040	0020 00 0 00062		TRA	OCTL	..
00041	000023464447		BCI	1,00COMP	ARITHMETIC.
00042	0020 00 0 00053		TRA	COMP	..
00043	000000254524		BCI	1,000END	END CARD.
00044	0020 00 0 00065		TRA	END	..
					PAS10060
					PAS10070
					PAS10080
					PAS10090
					PAS10100
					PAS10110
					PAS10120
					PAS10130
					PAS10140
					PAS10150
					PAS10160
					PAS10170
					PAS10180
					PAS10190
					PAS10200
					PAS10210
					PAS10220
					PAS10230
					PAS10240
					PAS10250
					PAS10260
					PAS10270
					PAS10280
					PAS10290
					PAS10300
					PAS10310
					PAS10320
					PAS10330
					PAS10340
					PAS10350
					PAS10360
					PAS10370
					PAS10380
					PAS10390
					PAS10400

PASS 1 OF CLASS ASSEMBLY PROGRAM.

00012	NPTBL	EQU	*-PTBL	2*(NUMBER OF PSEUDO-OPS).	PAS10410
		SPACE	2	PSEUDO-OPS.	PAS10420
00045	0020 00 0 00015	REM	TRA	NEXT	IGNORE REMARK, RETURN.
00046	-0500 00 0 00100	INT	CAL	BUFF	GET SYMBOL.
00047	0074 00 4 00003		TSX	\$SYMSTO,4	SAVE.
00050	0074 00 4 00004		TSX	\$COMMA,4	GO COUNT COMMAS.
00051	0 00000 0 00100		PZE	BUFF	..
00052	0020 00 0 00015		TRA	NEXT	RETURN.
00053	-0500 00 0 00100	COMP	CAL	BUFF	GET SYMBOL.
00054	0074 00 4 00003		TSX	\$SYMSTO,4	SAVE.
00055	0074 00 4 00000		TSX	\$WCT1,4	WRITE COMP CARD ON COLLATION TAPE.
00056	0 00000 0 00100		PZE	BUFF	..
00057	0074 00 4 00005		TSX	\$COMPOP,4	GO COMPILE.
00060	0 00000 0 00100		PZE	BUFF	..
00061	0020 00 0 00017		TRA	RCD	RETURN FOR NEXT CARD.
00062	-0500 00 0 00100	OCTL	CAL	BUFF	GET SYMBOL.
00063	0074 00 4 00003		TSX	\$SYMSTO,4	SAVE.
00064	1 77777 1 00015		TXI	NEXT,1,-1	ADVANCE ILC AND RETURN.
00065	0074 00 4 00006	END	TSX	\$ENDOP,4	GO TO RESERVE STORAGE AND LITERALS.
00066	0074 00 4 00000		TSX	\$WCT1,4	WRITE END CARD ON COLLATION TAPE.
00067	0 00000 0 00100		PZE	BUFF	..
00070	-0500 00 0 00100		CAL	BUFF	GET SYMBOL.
00071	0074 00 4 00003		TSX	\$SYMSTO,4	SAVE.
00072	0074 00 4 00007		TSX	\$REWIND,4	REWIND COLLATION TAPE.
00073	0754 00 1 00000		PXA	0,1	GET FIRST LOCATION NOT USED BY PROGRAM.
00074	0737 00 4 00000		PAC	0,4	RECOMPLEMENT.
00075	0754 00 4 00000		PXA	0,4	PUT IN AC.
00076	0774 00 4 00000	RX4	AXT	** ,4	RESTORE IR4.
00077	0020 00 4 00001		TRA	1,4	RETURN TO CALLER.
00100		BUFF	BSS	14	STORAGE FOR HOLLERITH CARD IMAGE.
			END		

PASS 2 OF CLASS ASSEMBLY PROGRAM.

		PCC			PAS20010
		COUNT	221		PAS20020
		LBL	PASS2	BINARY CARD LABEL.	PAS20030
00010		ENTRY	PASS2	SECOND ASSEMBLY PASS OF CAP.	PAS20050
TRANSFER VECTOR					
00000	464763224360	OPTBL			
00001	512521240260	READ2			
00002	622321456060	SCAN			
00003	652151256543	VAREVL			
00004	314563464760	INTOP			
00005	475131456360	PRINT			
LINKAGE DIRECTOR					
00006	000000000000				
00007	472162620260				
00010	0634 00 4 00136	PASS2	SXA	RX4,4	SAVE IR4.
00011	0737 00 1 00000		PAC	0,1	IR1 IS -(ILC).
00012	-0500 60 0 00000		CAL*	\$OPTBL	SETUP SEARCH FOR OP.
00013	0771 00 0 00022		ARS	18	LENGTH TO ADDRESS.
00014	0621 00 0 00037		STA	OPAXT	SAVE LENGTH.
00015	0361 60 0 00000		ACL*	\$OPTBL	FIRST+LTH.
00016	0621 00 0 00040		STA	OPLAS	SAVE FOR LAS.
00017	0621 00 0 00047		STA	OPFND	SAVE FOR PICKUP.
00020	0441 00 0 00312		LDI	=0	CLEAR INDICATORS.
00021	0600 00 0 00263		STZ	FLGSM	CLEAR TOTAL FLAGS.
00022	0442 00 0 00263	NEXT	OSI	FLGSM	FORM COMPOSITE FLAGS.
00023	0604 00 0 00263		STI	FLGSM	SAVE.
00024	0441 00 0 00312		LDI	=0	CLEAR INDICATORS.
00025	0634 00 1 00257		SXA	LOC,1	INITIAL ILC FOR EACH CARD.
00026	0074 00 4 00001		TSX	\$READ2,4	READ IN NEXT CARD.
00027	0 00000 0 00274		PZE	BUFF	..
00030	-0500 00 0 00275	OFLD	CAL	BUFF+1	GET COMPRESSED OP-FIELD.
00031	0074 00 4 00002		TSX	\$SCAN,4	..
00032	0774 00 4 00012		AXT	NPTBL,4	CHECK FOR PSEUDO-OP.
00033	-0340 00 4 00070		LAS	PTBL+NPTBL,4	COMPARE WITH TABLE.
00034	0020 00 0 00036		TRA	**2	NO, SKIP.
00035	0020 60 4 00071		TRA*	PTBL+NPTBL+1,4	YES, EXIT.
00036	2 00002 4 00033		TIX	*-3,4,2	NO, INDEX AND TRY AGAIN.
00037	0774 00 4 00000	OPAXT	AXT	** ,4	OP, GET LENGTH OF OP-TABLE FOR SEARCH.
00040	-0340 00 4 00000	OPLAS	LAS	** ,4	COMPARE WITH CURRENT TABLE ENTRY.
00041	0020 00 0 00043		TRA	**2	NO, SKIP.
00042	1 77777 4 00047		TXI	OPFND,4,-1	FOUND, INDEX AND EXIT.
00043	2 00002 4 00040		TIX	*-3,4,2	NO, INDEX AND TRY AGAIN.
00044	0055 00 0 00002		SIR	2	ILLEGAL OPCCDE, SET FLAG.
00045	-0754 00 0 00000		PXD	0,0	TAKE ZERO FOR OP.
00046	0020 00 0 00050		TRA	OPFND+1	SKIP PICKUP.
00047	-0500 00 4 00000	OPFND	CAL	** ,4	PICKUP OPCODE FROM OP-TABLE.

```

                PASS 2 OF CLASS ASSEMBLY PROGRAM.

00050  0602 00 1 00000      SLW    0,1      INSERT IN ASSEMBLED PROGRAM.      PAS20450
                                           TSX    $VAREVL,4  GO EVALUATE VARIABLE FIELD.      PAS20460
00051  0074 00 4 00003      PZE    BUFF      ..                                PAS20470
00052  0 00000 0 00274      ORS    0,1      OR TO WORD IN ASSEMBLED PROGRAM. PAS20480
00053  -0602 00 1 00000
                                           TSX    PRNT1,4   GO PRINT ASSEMBLY LISTING.      PAS20490
00054  0074 00 4 00142
                                           TXI    NEXT,1,-1 RETURN.          PAS20500
00055  1 77777 1 00022
                                           SPACE  2        PAS20510
                                           PSEUDO-OP TABLE AND TRANSFERS. PAS20520

00056  000000512544      PTBL  BCI    1,COOREM  REMARK CARD.                      PAS20530
00057  0020 00 0 00070      TRA    REM      ..                                PAS20540
00060  000000314563      BCI    1,000INT  FORTRAN INTEGER.                 PAS20550
00061  0020 00 0 00072      TRA    INT      ..                                PAS20560
00062  000046236343      BCI    1,000CTL  SIMPLE OCTAL.                     PAS20570
00063  0020 00 0 00076      TRA    OCTL     ..                                PAS20580
00064  000023464447      BCI    1,000COMP ARITHMETIC.        PAS20590
00065  0020 00 0 00111      TRA    COMP     ..                                PAS20600
00066  000000254524      BCI    1,000END  END CARD.         PAS20610
00067  0020 00 0 00113      TRA    END      ..                                PAS20620
                                           EQU    *-PTBL   2*(NUMBER OF PSEUDO-OPS). PAS20630
                                           NPTBL
                                           SPACE  2        PAS20640
                                           PSEUDO-OPS.    PAS20650

00070  0074 00 4 00173      REM    TSX    PRNT2,4  PRINT REMARK.                      PAS20660
00071  0020 00 0 00022      TRA    NEXT     RETURN.            PAS20670
                                           INT    TSX    $INTOP,4  DO INTEGER CONVERSION.            PAS20680
00072  0074 00 4 00004      PZE    BUFF     ..                                PAS20690
00073  0 00000 0 00274      TSX    PRNT1,4  GO PRINT ASSEMBLY LISTING.        PAS20700
00074  0074 00 4 00142      TRA    NEXT     RETURN.            PAS20710
00075  0020 00 0 00022
                                           OCTL  PXD    0,0    SIMPLE OCTAL, CLEAR AC.          PAS20720
00076  -0754 00 0 00000      AXT    2,2      2 WORDS.                            PAS20730
00077  0774 00 2 00002      OLP    AXT    6,4    6 CHARACTERS PER WORD.        PAS20740
00100  0774 00 4 00006      LDQ    BUFF+2+2,2 GET WORD.                            PAS20750
00101  0560 00 2 00300      RQL    3        BCI-OCTAL CONVERSION.            PAS20760
00102  -0773 00 0 00003      LGL    3        ..                                PAS20770
00103  -0763 00 0 00003      TIX    *-2,4,1  COUNT CHARACTERS.                 PAS20780
00104  2 00001 4 00102      TIX    DLP,2,1  COUNT WORDS.                      PAS20790
00105  2 00001 2 00100      SLW    0,1      INSERT IN ASSEMBLED PROGRAM.      PAS20800
00106  0602 00 1 00000      TSX    PRNT1,4  GO PRINT ASSEMBLY LISTING.        PAS20810
00107  0074 00 4 00142      TXI    NEXT,1,-1 INDEX AND RETURN. PAS20820
00110  1 77777 1 00022
                                           COMP  TSX    PRNT2,4  PRINT COMP AS A REMARK.          PAS20830
00111  0074 00 4 00173      TRA    NEXT     RETURN.            PAS20840
00112  0020 00 0 00022
                                           END   TSX    $VAREVL,4  EVALUATE VARIABLE FIELD.      PAS20850
00113  0074 00 4 00003      PZE    BUFF     ..                                PAS20860
00114  0 00000 0 00274      STD    EPNT     SAVE AS ENTRY POINT.    PAS20870
00115  0601 00 0 00260
                                           PAS20880
                                           PAS20890
                                           PAS20900
                                           PAS20910
                                           PAS20920
                                           PAS20930
                                           PAS20940
                                           PAS20950
                                           PAS20960

```

PASS 2 OF CLASS ASSEMBLY PROGRAM.

00116	0074	00	4	00204		TSX	FLAGS,4	GET FLAGS.	PAS20970
00117	0602	00	0	00267		SLW	PBUFF	PLACE IN PBUFF.	PAS20980
00120	0500	00	0	00260		CLA	EPNT	CONVERT ENTRY POINT.	PAS20990
00121	0074	00	4	00225		TSX	OCTA,4	..	PAS21000
00122	0560	00	0	00312		LDQ	=0	CLEAR MQ.	PAS21010
00123	-0765	00	0	00022		LGR	18	SHIFT TO POSITION.	PAS21020
00124	-0501	00	0	00316		ORA	=H 000	INSERT BLANKS LEFT.	PAS21030
00125	0602	00	0	00272		SLW	PBUFF+3	INSERT IN PBUFF.	PAS21040
00126	-0130	00	0	00000		XCL		GET RIGHT HALF.	PAS21050
00127	-0501	00	0	00315		ORA	=H000	INSERT BLANKS RIGHT.	PAS21060
00130	0602	00	0	00273		SLW	PBUFF+4	INSERT IN PBUFF.	PAS21070
00131	-0500	00	0	00317		CAL	=H	BLANK OUT REST OF PBUFF.	PAS21080
00132	0602	00	0	00270		SLW	PBUFF+1	..	PAS21090
00133	0602	00	0	00271		SLW	PBUFF+2	..	PAS21100
00134	0074	00	4	00005		TSX	\$PRINT,4	GO PRINT.	PAS21110
00135	0 00023	0	0	00267		PZE	PBUFF,0,19	..	PAS21120
00136	0774	00	4	00000	RX4	AXT	** ,4	RESTORE IR4.	PAS21130
00137	0500	00	0	00260		CLA	EPNT	GET ENTRY.	PAS21140
00140	0442	00	0	00263		OSI	FLGSM	GET TOTAL ERROR FLAGS.	PAS21150
00141	0020	00	4	00001		TRA	1,4	RETURN.	PAS21160

SPACE 2
PRINT ROUTINES.

00142	0634	00	4	00171	PRNT1	SXA	P1X4,4	SAVE IR4.	PAS21170
00143	0074	00	4	00204		TSX	FLAGS,4	GET ERROR FLAGS.	PAS21180
00144	0602	00	0	00267		SLW	PBUFF	PLACE IN PBUFF.	PAS21190
00145	0535	00	4	00257		LAC	LOC,4	GET +(ILC).	PAS21200
00146	0754	00	4	00000		PXA	0,4	..	PAS21210
00147	0074	00	4	00225		TSX	OCTA,4	CONVERT OCTAL ADDRESS.	PAS21220
00150	0602	00	0	00270		SLW	PBUFF+1	PLACE IN PBUFF.	PAS21230
00151	0534	00	4	00257		LXA	LOC,4	GET -(ILC).	PAS21240
00152	-0500	00	4	00000		CAL	0,4	GET ASSEMBLED WORD.	PAS21250
00153	0074	00	4	00236		TSX	OCTW,4	CONVERT OCTAL WORD.	PAS21260
00154	-0600	00	0	00262		STQ	RHOCT	SAVE RIGHT HALF.	PAS21270
00155	-0765	00	0	00022		LGR	18	SHIFT TO POSITION.	PAS21280
00156	-0501	00	0	00316		ORA	=H 000	INSERT BLANKS LEFT.	PAS21290
00157	0602	00	0	00271		SLW	PBUFF+2	PLACE IN PBUFF.	PAS21300
00160	-0600	00	0	00272		STQ	PBUFF+3	..	PAS21310
00161	-0500	00	0	00262		CAL	RHOCT	GET RIGHT HALF.	PAS21320
00162	0560	00	0	00312		LDQ	=0	ZERO MQ.	PAS21330
00163	-0765	00	0	00022		LGR	18	SHIFT TO POSITION.	PAS21340
00164	-0130	00	0	00000		XCL		PLACE IN AC.	PAS21350
00165	-0501	00	0	00315		ORA	=H000	INSERT BLANKS RIGHT.	PAS21360
00166	0602	00	0	00273		SLW	PBUFF+4	PLACE IN PBUFF.	PAS21370
00167	0074	00	4	00005		TSX	\$PRINT,4	GO PRINT.	PAS21380
00170	0 00023	0	0	00267		PZE	PBUFF,0,19	..	PAS21390
00171	0774	00	4	00000	P1X4	AXT	** ,4	RESTORE IR4.	PAS21400
00172	0020	00	4	00001		TRA	1,4	RETURN.	PAS21410
00173	0634	00	4	00202	PRNT2	SXA	P2X4,4	SAVE IR4.	PAS21420
00174	0774	00	4	00005		AXT	5,4	BLANK OUT PBUFF TO PBUFF+4.	PAS21430
00175	-0500	00	0	00317		CAL	=H	..	PAS21440
00176	0602	00	4	00274		SLW	PBUFF+5,4	..	PAS21450
00177	2 00001	4	00176			TIX	*-1,4,1	..	PAS21460
									PAS21470
									PAS21480
									PAS21490
									PAS21500

PASS 2 OF CLASS ASSEMBLY PROGRAM.

00200	0074	00	4	00005		TSX	\$PRINT,4	GO PRINT.	PAS21510
00201	0	00023	0	00267		PZE	PBUFF,0,19	..	PAS21520
00202	0774	00	4	00000	P2X4	AXT	**,4	RESTORE IR4.	PAS21530
00203	0020	00	4	00001		TRA	1,4	RETURN.	PAS21540
SPACE 2									
BCI CONVERSION ROUTINES.									
00204	0634	00	4	00223	FLAGS	SXA	FLX4,4	SAVE IR4.	PAS21550
00205	0140	00	0	00206		TOV	*+1	TURN OFF OVERFLOW LIGHT.	PAS21560
00206	-0046	00	0	00000		PIA		GET ERROR FLAGS.	PAS21570
00207	-0765	00	0	00003		LGR	NFLGS	SHIFT TO MQ.	PAS21580
00210	-0500	00	0	00314		CAL	=H00001	BLANK FOR CARRIAGE CONTROL.	PAS21590
00211	0774	00	4	00003		AXT	NFLGS,4	CONVERT FLAGS.	PAS21600
00212	0162	00	0	00215		TQP	*+3	IF PLUS, NO FLAG.	PAS21610
00213	0767	00	0	00006		ALS	6	INSERT FLAG.	PAS21620
00214	0361	00	4	00267		ACL	TFLGS+NFLGS,4	..	PAS21630
00215	-0773	00	0	00001		RQL	1	CHECK NEXT BIT.	PAS21640
00216	2	00001	4	00212		TIX	*-4,4,1	INDEX.	PAS21650
00217	0560	00	0	00317		LDQ	=H	FILL IN BLANKS ON RIGHT.	PAS21660
00220	0140	00	0	00223		TOV	*+3	..	PAS21670
00221	-0763	00	0	00006		LGL	6	..	PAS21680
00222	-0140	00	0	00221		TNO	*-1	..	PAS21690
00223	0774	00	4	00000	FLX4	AXT	**,4	RESTORE IR4.	PAS21700
00224	0020	00	4	00001		TRA	1,4	RETURN.	PAS21710
00225	0634	00	4	00234	OCTA	SXA	OAX4,4	SAVE IR4.	PAS21720
00226	-0765	00	0	00017		LGR	15	SHIFT TO MQ.	PAS21730
00227	-0500	00	0	00313		CAL	=H00000	FIRST, A BLANK.	PAS21740
00230	0774	00	4	00005		AXT	5,4	5 DIGITS.	PAS21750
00231	0767	00	0	00003		ALS	3	CONVERT TO BCI.	PAS21800
00232	-0763	00	0	00003		LGL	3	..	PAS21810
00233	2	00001	4	00231		TIX	*-2,4,1	..	PAS21820
00234	0774	00	4	00000	OAX4	AXT	**,4	RESTORE IR4.	PAS21830
00235	0020	00	4	00001		TRA	1,4	RETURN.	PAS21840
00236	0634	00	4	00255	OCTW	SXA	OWX4,4	SAVE IR4.	PAS21850
00237	-0130	00	0	00000		XCL		PLACE IN MQ.	PAS21860
00240	-0754	00	0	00000		PXD	0,0	FIRST HALF, CLEAR AC.	PAS21870
00241	0774	00	4	00006		AXT	6,4	6 DIGITS.	PAS21880
00242	0767	00	0	00003		ALS	3	CONVERT.	PAS21890
00243	-0763	00	0	00003		LGL	3	..	PAS21900
00244	2	00001	4	00242		TIX	*-2,4,1	..	PAS21910
00245	0602	00	0	00261		SLW	LHOCT	SAVE LEFT HALF.	PAS21920
00246	-0754	00	0	00000		PXD	0,0	LAST HALF, CLEAR AC.	PAS21930
00247	0774	00	4	00006		AXT	6,4	6 DIGITS.	PAS21940
00250	0767	00	0	00003		ALS	3	CONVERT.	PAS21950
00251	-0763	00	0	00003		LGL	3	..	PAS21960
00252	2	00001	4	00250		TIX	*-2,4,1	..	PAS21970
00253	-0130	00	0	00000		XCL		FORM COMPLETE RESULT.	PAS21980
00254	-0500	00	0	00261		CAL	LHOCT	..	PAS21990
00255	0774	00	4	00000	OWX4	AXT	**,4	RESTORE IR4.	PAS22000
00256	0020	00	4	00001		TRA	1,4	RETURN.	PAS22010
PAS22020									

\$VAREVL, SCAN AND EVALUATE VARIABLE FIELD OF CAP CARD.

00124	0020 00 0 00237		TRA	BLANK	..	VEVL0980
00125	000000000073		BCI	1,00000,	COMMA.	VEVL0990
00126	0000 60 0 00126		HTR*	*	SHOULD NEVER GET HERE.	VEVL1000
00127	0020 00 0 00231		TRA	RCON	..	VEVL1010
00130	000000000074		BCI	1,00000(LPAR.	VEVL1020
00131	0000 60 0 00131		HTR*	*	SHOULD NEVER GET HERE.	VEVL1030
00132	0020 00 0 00216		TRA	LPAR	..	VEVL1040
00133	000000000034	CRPAR	BCI	1,00000)	RPAR.	VEVL1050
00134	0000 60 0 00134		HTR*	*	SHOULD NEVER GET HERE.	VEVL1060
00135	0020 00 0 00225		TRA	RPAR	..	VEVL1070
	00025	NBK	EQU	*-TABBK	NUMBER OF BREAK CHARACTERS.	VEVL1080
	00003	NRPAR	EQU	*-CRPAR	BREAK NUMBER OR RPAR.	VEVL1090
	00025	NPL	EQU	*-CPL	BREAK NUMBER OF PLUS.	VEVL1100
						VEVL1110

SPACE 2
BREAK CHARACTER SECTION.

00136	0634 00 4 00247	BKCH	SXA	RBKCH,4	SAVE NUMBER OF RIGHT BREAK.	VEVL1120
00137	-0340 00 0 00256		LAS	=H00000(CHECK FOR LPAR.	VEVL1130
00140	0020 00 0 00142		TRA	**+2	NO, SKIP.	VEVL1140
00141	0020 00 0 00216		TRA	LPAR	YES, GO TO IT.	VEVL1150
00142	0520 00 0 00251		ZET	VAL	EXPRESSION, SYMBOL, OR NUMBER.	VEVL1160
00143	0020 00 0 00167		TRA	LBK	EXPRESSION, NO SYMBOL TO CONVERT.	VEVL1170
00144	-0500 00 0 00250		CAL	SYM	SYMBOL OR NUMBER.	VEVL1180
00145	-0320 00 0 00257		ANA	=H	NUMBERS HAVE NO ZONE.	VEVL1190
00146	0100 00 0 00153		TZE	NUM	NUMBER, GO CONVERT.	VEVL1200
00147	-0500 00 0 00250		CAL	SYM	SYMBOL, GET VALUE.	VEVL1210
00150	0074 00 4 00000		TSX	\$SYMGET,4	..	VEVL1220
00151	0601 00 0 00251		STO	VAL	SAVE VALUE.	VEVL1230
00152	0020 00 0 00167		TRA	LBK	EXIT TO LBK.	VEVL1240
00153	0560 00 0 00250	NUM	LDQ	SYM	NUMBER, UNSIGNED.	VEVL1250
00154	0774 00 4 00006		AXT	6,4	COUNT 6 DIGITS.	VEVL1260
00155	-0754 00 0 00000	NLOOP	PXD	0,0	CLEAR AC.	VEVL1270
00156	-0763 00 0 00006		LGL	6	GET DIGIT.	VEVL1280
00157	0601 00 0 00253		STO	DIG	SAVE.	VEVL1290
00160	0500 00 0 00251		CLA	VAL	PROGRAMED 10*VAL.	VEVL1300
00161	0767 00 0 00002		ALS	2	4*VAL.	VEVL1310
00162	0400 00 0 00251		ADD	VAL	4*VAL+VAL.	VEVL1320
00163	0767 00 0 00001		ALS	1	2*(4*VAL+VAL)=10*VAL.	VEVL1330
00164	0400 00 0 00253		ADD	DIG	ADD THIS DIGIT.	VEVL1340
00165	0601 00 0 00251		STO	VAL	SAVE PARTIAL RESULT.	VEVL1350
00166	2 00001 4 00155		TIX	NLCOP,4,1	COUNT DIGITS CONVERTED.	VEVL1360
						VEVL1370
						VEVL1380
						VEVL1390
						VEVL1400

SPACE 2
LEFT BREAK SECTION

00167	0600 00 0 00250	LBK	STZ	SYM	LEFT BREAK, RESET SYM.	VEVL1410
00170	0534 00 4 00244		LXA	LBKCH,4	GET NUMBER OF LEFT BREAK.	VEVL1420
00171	0020 00 4 00137		TRA	TABBK+NBK+1,4	GO TO LEFT BREAK.	VEVL1430
00172	0500 00 0 00251	LPL	CLA	VAL	+, TERM=VAL.	VEVL1440
00173	0601 00 0 00242		STO	TERM	..	VEVL1450
						VEVL1460
						VEVL1470
						VEVL1480
						VEVL1490

\$VAREVL, SCAN AND EVALUATE VARIABLE FIELD OF CAP CARD.

00225	EOF	SYN	RPAR	SAME AS RPAR.	VEVL2020
					VEVL2030
		SPACE	2	STORAGE AREA FOR SAVE.	VEVL2040
					VEVL2050
00241	0 00000 0 00000	SUM	PZE	..	VEVL2060
00242	0 00000 0 00000	TERM	PZE	..	VEVL2070
00243	0 00000 0 00000	EVX4	PZE	..	VEVL2080
00244	0 00000 0 00000	LBKCH	PZE	..	VEVL2090
					VEVL2100
		SPACE	2	TEMPORARY STORAGE.	VEVL2110
					VEVL2120
00245	0 00000 0 00000	TEOF	PZE	..	VEVL2130
00246	0 00000 0 00000	TCOM	PZE	..	VEVL2140
00247	0 00000 0 00000	RBKCH	PZE	..	VEVL2150
00250	0 00000 0 00000	SYM	PZE	..	VEVL2160
00251	0 00000 0 00000	VAL	PZE	..	VEVL2170
00252	0 00000 0 00000	MQ	PZE	..	VEVL2180
00253	0 00000 0 00000	DIG	PZE	..	VEVL2190
					VEVL2200
					VEVL2210
					VEVL2220
		END			
LITERALS					
00254	000000000014				
00255	000000000034				
00256	000000000074				
00257	606060606060				

OPERATION TABLE FOR CAP.

00002		PCC COUNT	79	OPTBL	BINARY CARD LABEL. ENTRY TO POINTER WORD.	OPTB0010 OPTB0020 OPTB0040 OPTB0050
LINKAGE DIRECTOR						
00000	000000000000					
00001	464763224360					
00002	0 00104 0 00003	OPTBL	PZE	*+1,0,LTH	CONTROL WORD.	OPTB0060 OPTB0070 OPTB0080 OPTB0090 OPTB0100 OPTB0110 OPTB0120 OPTB0130 OPTB0140 OPTB0150 OPTB0160 OPTB0170 OPTB0180 OPTB0190 OPTB0200 OPTB0210 OPTB0220 OPTB0230 OPTB0240 OPTB0250 OPTB0260 OPTB0270 OPTB0280 OPTB0290 OPTB0300 OPTB0310 OPTB0320 OPTB0330 OPTB0340 OPTB0350 OPTB0360 OPTB0370 OPTB0380 OPTB0390 OPTB0400 OPTB0410 OPTB0420 OPTB0430 OPTB0440 OPTB0450 OPTB0460 OPTB0470 OPTB0480 OPTB0490 OPTB0500 OPTB0510 OPTB0520
00003	000000212343	BCI		1,000ACL	CAP MNEMONIC.	
00004	+036100000000	OCT		03610C000000	7090 INSTRUCTION.	
00005	000000214521	BCI		1,CCOANA		
00006	-032000000000	OCT		43200C000000		
00007	000000232143	BCI		1,000CAL		
00010	-050000000000	OCT		450000000000		
00011	000000233062	BCI		1,000CHS		
00012	+076000000000	OCT		076000000002		
00013	000000234321	BCI		1,000CLA		
00014	+050000000000	OCT		050000000000		
00015	000000234362	BCI		1,000CLS		
00016	+050200000000	OCT		05020C000000		
00017	000000234644	BCI		1,000COM		
00020	+076000000006	OCT		07600C000006		
00021	000000262124	BCI		1,COCFAD		
00022	+030000000000	OCT		03000C000000		
00023	000000262447	BCI		1,000FDP		
00024	+024100000000	OCT		02410C000000		
00025	000000264447	BCI		1,COOFMP		
00026	+026000000000	OCT		026000000000		
00027	000000266222	BCI		1,000FSB		
00030	+030200000000	OCT		03020C000000		
00031	000000432123	BCI		1,COOLAC		
00032	+053500400000	OCT		053500400000		
00033	000000432162	BCI		1,000LAS		
00034	-034000000000	OCT		43400C000000		
00035	000000432263	BCI		1,CCOLBT		
00036	+076000000001	OCT		07600C000001		
00037	000000432450	BCI		1,000LDQ		
00040	+056000000000	OCT		05600C000000		
00041	000000432743	BCI		1,COOLGL		
00042	-076300000000	OCT		476300000000		
00043	000000432751	BCI		1,000LGR		
00044	-076500000000	OCT		47650C000000		
00045	000000436721	BCI		1,COOLXA		
00046	+053400400000	OCT		053400400000		
00047	000000465121	BCI		1,000ORA		
00050	-050100000000	OCT		450100000000		
00051	000000472263	BCI		1,000PBT		
00052	-076000000001	OCT		476000000001		
00053	000000515043	BCI		1,000RQL		
00054	-077300000000	OCT		477300000000		
00055	000000624366	BCI		1,COOSLW		
00056	+060200000000	OCT		060200000000		
00057	000000626346	BCI		1,000STO		

OPERATION TABLE FOR CAP.

00060	+060100000000	OCT	060100000000	OPTB0530	
00061	000000626350	BC I	1,000STQ	OPTB0540	
00062	-060000000000	OCT	460000000000	OPTB0550	
00063	000000626721	BC I	1,000SXA	OPTB0560	
00064	+063400400000	OCT	063400400000	OPTB0570	
00065	000000633167	BC I	1,000TIX	OPTB0580	
00066	+200001400000	OCT	200001400000	OPTB0590	
00067	000000634431	BC I	1,000TMI	OPTB0600	
00070	-012000000000	OCT	412000000000	OPTB0610	
00071	000000634743	BC I	1,000TPL	OPTB0620	
00072	+012000000000	OCT	012000000000	OPTB0630	
00073	000000635047	BC I	1,000TQP	OPTB0640	
00074	+016200000000	OCT	016200000000	OPTB0650	
00075	000000635121	BC I	1,000TRA	OPTB0660	
00076	+002000000000	OCT	002000000000	OPTB0670	
00077	000000636267	BC I	1,000TSX	OPTB0680	
00100	+007400400000	OCT	007400400000	OPTB0690	
00101	000000637125	BC I	1,000TZE	OPTB0700	
00102	+010000000000	OCT	010000000000	OPTB0710	
00103	000000672321	BC I	1,000XCA	OPTB0720	
00104	+013100000000	OCT	013100000000	OPTB0730	
00105	000000672343	BC I	1,000XCL	OPTB0740	
00106	-013000000000	OCT	413000000000	OPTB0750	
				OPTB0760	
				OPTB0770	
				OPTB0780	
				OPTB0790	
	00104	LTH	EQU	*-OPTBL-1	2*(NUMBER OF ALLCWD OPERATIONS).
				END	

POST PROCESSOR ASSEMBLY DATA

107 IS THE FIRST LOCATION NOT USED BY THIS PROGRAM

REFERENCES TO DEFINED SYMBOLS

104 LTH 2, 107
2 OPTBL 107

NO ERROR IN ABOVE ASSEMBLY.

*TIME SPENT IN FAP.. 000004 IN HUNDREDTHS OF MINUTES.

INTOP, EVALUATE INT PSEUDO-OP.

		PCC				INTP0010
		COUNT	99			INTP0020
		LBL	INTOP		BINARY CARD LABEL.	INTP0040
00002		ENTRY	INTOP		PSEUDO-OP 'INT' EVALUATOR.	INTP0050
LINKAGE DIRECTOR						
00000	000000000000					
00001	314563464760					
00002	0634 00 4 00112	INTCP	SXA	RX4,4	SAVE IRS.	INTP0060
00003	0634 00 2 00113		SXA	RX2,2	..	INTP0070
00004	0634 00 1 00066		SXA	HX1,1	..	INTP0080
00005	-0500 00 4 00001		CAL	1,4	GET BUFFER ORIGIN.	INTP0090
00006	0361 00 0 00122		ACL	=12	FORM BUFF+12.	INTP0100
00007	0621 00 0 00014		STA	SCAN	..	INTP0110
00010	0600 00 0 00115		STZ	INT	CLEAR CONVERSION.	INTP0120
00011	0600 00 0 00117		STZ	TER	RESET ERROR MARK.	INTP0130
00012	0600 00 0 00120		STZ	TDG	RESET DIGIT MARK.	INTP0140
00013	0774 00 2 00012		AXT	10,2	SCAN TEN WORDS.	INTP0150
00014	0560 00 2 00000	SCAN	LDQ	** ,2	GET BUFFER WORD. ADDRESS IS BUFF+12.	INTP0160
00015	0774 00 4 00006		AXT	6,4	SIX CHARACTERS.	INTP0170
00016	-0754 00 0 00000		PXD	0,0	CLEAR AC.	INTP0180
00017	-0763 00 0 00006		LGL	6	GET CHARACTER.	INTP0190
00020	-0340 00 0 00121		LAS	=10	CHECK FOR DIGIT.	INTP0200
00021	0020 00 0 00036		TRA	CHAR	MUST BE CHARACTER.	INTP0210
00022	0020 00 0 00054		TRA	ERROR	NO CHARACTER FOR CODE TEN.	INTP0220
00023	-0625 00 0 00120		STL	TDG	DIGIT ENCOUNTERED, SET MARK.	INTP0230
00024	0601 00 0 00116		STO	DIG	SAVE DIGIT.	INTP0240
00025	0500 00 0 00115		CLA	INT	PROGRAMMED MULTIPLICATION OF INT BY TEN.	INTP0250
00026	0767 00 0 00002		ALS	2	4*INT.	INTP0260
00027	0400 00 0 00115		ADD	INT	4*INT+INT=5*INT.	INTP0270
00030	0767 00 0 00001		ALS	1	2*(4*INT+INT)=10*INT.	INTP0280
00031	0361 00 0 00116		ACL	DIG	ADD DIGIT, IGNORING SIGN.	INTP0290
00032	0601 00 0 00115		STO	INT	SAVE.	INTP0300
00033	2 00001 4 00016	RSCAN	TIX	SCAN+2,4,1	COUNT CHARACTERS.	INTP0310
00034	2 00001 2 00014		TIX	SCAN,2,1	COUNT WORDS.	INTP0320
00035	0020 00 0 00102		TRA	BLANK	END OF FIELD EQUIVALENT TO BLANK.	INTP0330
00036	0774 00 1 00010	CHAR	AXT	NBK,1	COMPARISON LOOP, GET NUMBER OF BREAKS.	INTP0340
00037	-0340 00 1 00054		LAS	TABBK+NBK,1	COMPARE WITH TABLE.	INTP0350
00040	0020 00 0 00042		TRA	**2	NOT THIS ONE, TRY AGAIN.	INTP0360
00041	0020 60 1 00055		TRA*	TABBK+NBK+1,1	BREAK FOUND, GO TO IT.	INTP0370
00042	2 00002 1 00037		TIX	*-3,1,2	NOT THIS ONE, INDEX AND TRY AGAIN.	INTP0380
00043	0020 00 0 00054		TRA	ERROR	CANT FIND BREAK, ERROR.	INTP0390
00044	000000000020	TABBK	BCI	1,00000+	BREAK TABLE, PLUS.	INTP0400
00045	0020 00 0 00057		TRA	PLUS	..	INTP0410
00046	0000000000040		BCI	1,00000-	MINUS.	INTP0420
00047	0020 00 0 00062		TRA	MINUS	..	INTP0430
00050	0000000000073		BCI	1,00000,	COMMA.	INTP0440
00051	0020 00 0 00066		TRA	COMMA	..	INTP0450
00052	0000000000060		BCI	1,00000	BLANK.	INTP0460
00053	0020 00 0 00102		TRA	BLANK	..	INTP0470
	00010	NBK	EQU	*-TABBK	LENGTH OF BREAK TABLE.	INTP0480
						INTP0490
						INTP0500
						INTP0510
						INTP0520

INTOP, EVALUATE INT PSEUDO-OP.

00054	0055	00	000004	ERRGR	SIR	4	MARK INTOP ERROR.	INTP0530
00055	-0625	00	0 00117		STL	TER	MARK ERROR IN THIS WORD.	INTP0540
00056	0020	00	0 00033		TRA	RSCAN	RESUME SCAN.	INTP0550
00057	0520	00	0 00120	PLUS	ZET	TDG	PLUS SIGN, ILLEGAL AFTER DIGIT.	INTP0570
00060	0020	00	0 00054		TRA	ERROR	NG, GO MARK ERROR.	INTP0580
00061	0020	00	0 00033		TRA	RSCAN	OK, IGNORE PLUS.	INTP0590
00062	0520	00	0 00120	MINUS	ZET	TDG	MINUS SIGN, ILLEGAL AFTER DIGIT.	INTP0600
00063	0020	00	0 00054		TRA	ERROR	..	INTP0610
00064	0502	00	0 00115		CLS	INT	IF LEGAL, CHANGE SIGN OF INT.	INTP0620
00065	0020	00	0 00032		TRA	RSCAN-1	..	INTP0630
00066	0774	00	1 00000	COMMA	AXT	** ,1	FIELD MARK, STORE THIS WORD, AND,	INTP0640
00067	0500	00	0 00115		CLA	INT	PREPARE FOR NEXT WORD.	INTP0650
00070	0767	00	0 00022		ALS	18	..	INTP0660
00071	0520	00	0 00117		ZET	TER	TEST FOR ERROR IN THIS WORD.	INTP0690
00072	-0754	00	0 00000		PXD	0,0	YES, CONVERSION IS ZERO.	INTP0700
00073	0600	00	0 00117		STZ	TER	RESET ERROR MARK.	INTP0710
00074	0601	00	1 00000		STO	0,1	..	INTP0720
00075	0600	00	0 00115		STZ	INT	..	INTP0730
00076	0600	00	0 00120		STZ	TDG	RESET DIGIT MARK.	INTP0740
00077	1 77777	1	00100		TXI	** ,1, -1	..	INTP0750
00100	0634	00	1 00066		SXA	HX1,1	..	INTP0760
00101	0020	00	0 00033		TRA	RSCAN	..	INTP0770
			00066	HX1	SYN	COMMA	STORAGE FOR IRI IS IN COMMA.	INTP0780
00102	0534	00	1 00066	BLANK	LXA	HX1,1	END OF FIELD MARK, STORE THIS WORD,	INTP0790
00103	0500	00	0 00115		CLA	INT	AND PREPARE TO EXIT.	INTP0800
00104	0767	00	0 00022		ALS	18	..	INTP0810
00105	0520	00	0 00117		ZET	TER	TEST FOR ERROR IN THIS WORD.	INTP0820
00106	-0754	00	0 00000		PXD	0,0	YES, CLEAR CONVERSION.	INTP0830
00107	0600	00	0 00117		STZ	TER	RESET ERROR MARK.	INTP0840
00110	0601	00	1 00000		STO	0,1	..	INTP0850
00111	1 77777	1	00112		TXI	** ,1, -1	COUNT LAST WORD CONVERTED.	INTP0860
00112	0774	00	4 00000	RX4	AXT	** ,4	RESTORE IRS.	INTP0870
00113	0774	00	2 00000	RX2	AXT	** ,2	..	INTP0880
00114	0020	00	4 00002		TRA	2,4	EXIT TO CALLER.	INTP0890
00115	0 00000	0	00000	INT	PZE		STORAGE FOR CONVERSION.	INTP0900
00116	0 00000	0	00000	DIG	PZE		STORAGE FOR DIGIT.	INTP0910
00117	0 00000	0	00000	TER	PZE		MARK FOR ERROR THIS WORD.	INTP0920
00120	0 00000	0	00000	TDG	PZE		MARK FOR DIGIT ENCOUNTERED THIS FIELD.	INTP0930
								INTP0940
								INTP0950
								INTP0960
								INTP0970
								INTP0980
								INTP0990

END

LITERALS

00121 000000000012
00122 000000000014

INTOP, EVALUATE INT PSEUDO-OP.
POST PROCESSOR ASSEMBLY DATA

123 IS THE FIRST LOCATICN NOT USED BY THIS PROGRAM

REFERENCES TO DEFINED SYMBOLS

116	DIG	24,	31						
66	HX1	4,	100,	102					
115	INT	10,	25,	27,	32,	64,	67,	75,	103
10	NBK	36,	37,	41,	54				
113	RX2	3							
112	RX4	2							
120	TDG	12,	23,	57,	62,	76			
117	TER	11,	55,	71,	73,	105,	107		
36	CHAR	21							
57	PLUS	45							
14	SCAN	7,	33,	34					
102	BLANK	35,	53						
66	COMMA	51,	102						
54	ERRCR	22,	43,	60,	63				
2	INTOP								
62	MINUS	47							
33	RSCAN	56,	61,	65,	101				
44	TABBK	37,	41,	54					

NO ERROR IN ABOVE ASSEMBLY.

*TIME SPENT IN FAP.. 000005 IN HUNDREDTHS OF MINUTES.

UTILITY PROGRAMS FOR CAP.

	PCC			UTIL0010
	COUNT	114		UTIL0020
	LBL	UTIL	BINARY CARD LABEL.	UTIL0040
00024	ENTRY	COMMA	COUNT COMMAS IN VARIABLE FIELD.	UTIL0050
00052	ENTRY	SAVE	ENTER WORDS IN PUSH-DOWN LIST.	UTIL0060
00074	ENTRY	UNSAVE	REMOVE WORDS FROM PUSH-DOWN LIST.	UTIL0070
00002	ENTRY	SCAN	ONE WORD EDITOR.	UTIL0080
				UTIL0090
				UTIL0100
			\$SCAN, REMOVE BLANKS FROM THE	UTIL0110
			WORD IN LAC, AND COMPRESS TO RIGHT.	UTIL0120

LINKAGE DIRECTOR
 C0000 000000000000
 00001 234644442160

00002	0634	00	4	00021	SCAN	SXA	SCX4,4	SAVE IR4.	UTIL0130
00003	-0130	00	0	00000		XCL		PLACE WRD IN MQ.	UTIL0140
00004	0774	00	4	00006		AXT	6,4	COUNT SIX CHARACTERS.	UTIL0150
00005	0600	00	0	00023		STZ	WORD	CLEAR COMPRESSED WORD.	UTIL0160
00006	-0754	00	0	00000	SLOOP	PXD	0,0	CLEAR AC.	UTIL0170
00007	-0763	00	0	00006		LGL	6	GET CHARACTER.	UTIL0180
00010	-0340	00	0	01107		LAS	=060	CHECK FOR BLANK.	UTIL0190
00011	0020	00	0	00013		TRA	**2	NO, SKIP.	UTIL0200
00012	0020	00	0	00017		TRA	RSCAN	YES, IGNORE.	UTIL0210
00013	-0765	00	0	00006		LGR	6	NO BLANK, BUILD WORD.	UTIL0220
00014	-0500	00	0	00023		CAL	WORD	..	UTIL0230
00015	-0763	00	0	00006		LGL	6	..	UTIL0240
00016	0602	00	0	00023		SLW	WORD	SAVE PARTIAL WORD.	UTIL0250
00017	2	00001	4	00006	RSCAN	TIX	SLOOP,4,1	COUNT CHARACTERS.	UTIL0260
00020	-0500	00	0	00023		CAL	WORD	GET COMPRESSED WORD.	UTIL0270
00021	0774	00	4	00000	SCX4	AXT	** ,4	RESTORE IR4.	UTIL0280
00022	0020	00	4	00001		TRA	1,4	RETURN WITH RESULT IN AC.	UTIL0290
									UTIL0300
00023	0	00000	0	00000	WORD	PZE		STORAGE FOR PARTIAL WORD.	UTIL0310
									UTIL0320
									UTIL0330

END OF SCAN.

UTILITY PROGRAMS FOR CAP.

EJECT

					\$COMMA, COUNT COMMAS IN VARIABLE FIELD PLUS ONE TO FIRST BLANK OR COLUMN 72. COUNT IS SUBTRACTED FROM IRI.			
00024	0634	00	4	00047	COMMA SXA	COX4,4	SAVE IRS.	UTIL0340
00025	0634	00	2	00050	SXA	COX2,2	..	UTIL0350
00026	-0500	00	4	00001	CAL	1,4	GET BUFFER ADDRESS.	UTIL0360
00027	0361	00	0	01106	ACL	=12	PLUS 12.	UTIL0370
00030	0621	00	0	00033	STA	LDG	STA IN PICKUP.	UTIL0380
00031	0774	00	4	00012	AXT	10,4	SCAN BUFF+2 TO BUFF+12.	UTIL0390
00032	0774	00	2	00006	CLP4 AXT	6,2	SIX CHARACTERS.	UTIL0400
00033	0560	00	4	00000	LDQ LDQ	** ,4	GET WORD.	UTIL0410
00034	-0754	00	0	00000	CLP2 PXD	0,0	CLEAR AC.	UTIL0420
00035	-0763	00	0	00006	LGL	6	GET CHARACTER.	UTIL0430
00036	-0340	00	0	01110	LAS	=HC0000,	CHECK FOR COMMA.	UTIL0440
00037	0020	00	0	00044	TRA	RCLP	NO, CANT BE BLANK.	UTIL0450
00040	1 77777	1	00044		TXI	RCLP,1,-1	YES, COUNT AND RESUME SCAN.	UTIL0460
00041	-0340	00	0	01107	LAS	=HC0000	CHECK FOR BLANK.	UTIL0470
00042	0020	00	0	00044	TRA	**2	NO, SKIP.	UTIL0480
00043	0020	00	0	00046	TRA	ECSCN	END OF COMMA SCAN.	UTIL0490
00044	2 00001	2	00034		RCLP TIX	CLP2,2,1	COUNT CHARACTERS.	UTIL0500
00045	2 00001	4	00032		TIX	CLP4,4,1	COUNT WORDS.	UTIL0510
00046	1 77777	1	00047		ECSCN TXI	**1,1,-1	COUNT LAST BLANK OR E.O.F.	UTIL0520
00047	0774	00	4	00000	COX4 AXT	** ,4	RESTORE IRS.	UTIL0530
00050	0774	00	2	00000	COX2 AXT	** ,2	..	UTIL0540
00051	0020	00	4	00002	TRA	2,4	RETURN.	UTIL0550
								UTIL0560
								UTIL0570
								UTIL0580
								UTIL0590
								UTIL0600
								UTIL0610
								UTIL0620
								UTIL0630

END OF COMMA.

UTILITY PROGRAMS FOR CAP.

```

                                EJECT
                                $SAVE AND $UNSAVE, PUSHDOWN LIST.
00052 0634 00 4 00071  SAVE  SXA  SVX4,4  SAVE IRS.
00053 0634 00 2 00072  SXA  SVX2,2  ..
00054 -0500 00 4 00001  CAL  1,4  GET CONTROL WORD.
00055 -0734 00 2 00000  PDX  0,2  COUNT TC IR2.
00056 0754 00 2 00000  PXA  0,2  COUNT TC A(AC).
00057 0361 00 4 00001  ACL  1,4  (ADDRESS OF FIRST)+COUNT.
00060 0621 00 0 00062  STA  **2  STA IN PICKUP.
00061 0774 00 4 00764  SCNT  SVN,4  CURRENT STORAGE COUNT TO IR4.
00062 -0500 00 2 00000  CAL  **2  GET WORD. **= BES OF CURRENT BLOCK
00063 0602 00 4 01106  SLW  SBUFF+SVN,4  PLACE IN LIST.
00064 2 00001 4 00067  TIX  **3,4,1  COUNT LIST.
00065 -0055 00 000002  SIL  2  LIST EXCEEDED, SET INDICATOR,
00066 0020 00 0 00071  TRA  SVX4  AND EXIT.
00067 2 00001 2 00062  TIX  *-5,2,1  COUNT WORDS TRANSMITTED.
00070 0634 00 4 00061  SXA  SCNT,4  SAVE LIST COUNT.
00071 0774 00 4 00000  SVX4  AXT  **,4  RESTORE IRS.
00072 0774 00 2 00000  SVX2  AXT  **,2  ..
00073 0020 00 4 00002  TRA  2,4  RETURN.

00074 0634 00 4 00117  UNSAVE SXA  UNSX4,4  SAVE IRS.
00075 0634 00 2 00120  SXA  UNSX2,2  ..
00076 -0500 00 4 00001  CAL  1,4  GET CONTROL WORD.
00077 0622 00 0 00115  STD  UNTXL  INSERT COUNT.
00100 0771 00 0 00022  ARS  18  COUNT TC A(AC).
00101 0361 00 4 00001  ACL  1,4  (ADDRESS OF FIRST)+COUNT.
00102 0621 00 0 00113  STA  UNSLW  STA IN STORE.
00103 0774 00 2 00001  AXT  1,2  SETUP FOR WORD COUNT.
00104 0534 00 4 00061  LXA  SCNT,4  LIST COUNT TO IR4.
00105 1 00001 4 00106  UNSLP TXI  **1,4,1  COUNT IN LIST.
00106 -3 00764 4 00111  TXL  **3,4,SVN  IS LIST EXCEEDED.
00107 -0055 00 000004  SIL  4  YES, SET INDICATOR,
00110 0020 00 0 00117  TRA  UNSX4  AND EXIT.
00111 -0500 00 4 01106  CAL  SBUFF+SVN,4  OK, GET WORD,
00112 0600 00 4 01106  STZ  SBUFF+SVN,4  AND CLEAR LIST.
00113 0602 00 2 00000  UNSLW SLW  **,2  INSERT IN CALLING PROGRAM.
00114 1 00001 2 00115  TXI  **1,2,1  COUNT WORDS TRANSMITTED.
00115 -3 00000 2 00113  UNTXL TXL  UNSLW,2,**  COMPARE WITH BLOCK LENGTH.
00116 0634 00 4 00061  SXA  SCNT,4  SAVE LIST COUNT.
00117 0774 00 4 00000  UNSX4 AXT  **,4  RESTORE IRS.
00120 0774 00 2 00000  UNSX2 AXT  **,2  ..
00121 0020 00 4 00002  TRA  2,4  RETURN.

                                00764  SVN  EQU  500  LENGTH OF SAVE LIST.
00122  SBUFF BSS  SVN  400  LIST BUFFER.

                                END OF SAVE AND UNSAVE.

                                END

```

LITERALS
01106 000000000014
01107 000000000060
01110 000000000073

UTIL0640
UTIL0650
UTIL0660
UTIL0670
UTIL0680
UTIL0690
UTIL0700
UTIL0710
UTIL0720
UTIL0730
UTIL0740
UTIL0750
UTIL0760
UTIL0770
UTIL0780
UTIL0790
UTIL0800
UTIL0810
UTIL0820
UTIL0830
UTIL0840
UTIL0850
UTIL0860
UTIL0870
UTIL0880
UTIL0890
UTIL0900
UTIL0910
UTIL0920
UTIL0930
UTIL0940
UTIL0950
UTIL0960
UTIL0970
UTIL0980
UTIL0990
UTIL1000
UTIL1010
UTIL1020
UTIL1030
UTIL1040
UTIL1050
UTIL1060
UTIL1070
UTIL1080
UTIL1090
UTIL1100
UTIL1110
UTIL1120
UTIL1130
UTIL1140

UTILITY PROGRAMS FOR CAP.
POST PROCESSOR ASSEMBLY DATA

1111 IS THE FIRST LOCATION NOT USED BY THIS PROGRAM

REFERENCES TO DEFINED SYMBOLS

33	LCQ	30							
764	SVN	61,	63,	106,	111,	112,	122,	1106	
34	CLP2	44							
32	CLP4	45							
50	COX2	25							
47	COX4	24							
44	RCLP	37,	40						
52	SAVE								
2	SCAN								
61	SCNT	70,	104,	116					
21	SCX4	2							
72	SVX2	53							
71	SVX4	52,	66						
23	WORD	5,	14,	16,	20				
24	COMMA								
46	ECSCN	43							
17	RSCAN	12							
122	SBUFF	63,	111,	112					
6	SLOCP	17							
105	UNSLP								
113	UNSLW	102,	115						
120	UNSX2	75							
117	UNSX4	74,	110						
115	UNTXL	77							
74	UNSAVE								

NO ERROR IN ABOVE ASSEMBLY.

*TIME SPENT IN FAP.. 000006 IN HUNDREDTHS OF MINUTES.

\$SYMSTO, AND \$SYMGET, OPERATIONS WITH SYMBOL TABLE.

	PCC			
	COUNT	54		
	LBL	SYMSTO	BINARY CARD LABEL.	
00026	ENTRY	SYMGET	ENTRY TO LOOK-UP VALUE OF SYMBOL.	
00042	ENTRY	PSMTBL	POINTER TO SYMBOL TABLE AND SIZE.	
00003	ENTRY	SYMSTO	ENTRY TO PLACE SYMBOL AND VALUE IN TABLE.	

SYMS0010
 SYMS0020
 SYMS0040
 SYMS0050
 SYMS0060
 SYMS0070
 SYMS0080
 SYMS0090
 SYMS0100

\$SYMSTO, FORM SYMBOL TABLE.

TRANSFER VECTOR
 00000 622321456060 SCAN

LINKAGE DIRECTOR
 00001 000000000000
 00002 627044272563

00003	-0340 00 0 00353	SYMSTO	LAS	=H	CHECK FOR BLANK LOCATION FIELD.	SYMS0110
00004	0020 00 0 00006		TRA	#+2	NOT BLANK, SKIP.	SYMS0120
00005	0020 00 4 00001		TRA	1,4	BLANK, DONT STORE, RETURN TO CALLER.	SYMS0130
00006	0634 00 4 00024		SXA	SSX4,4	SAVE IR4.	SYMS0140
00007	0074 00 4 00000		TSX	\$SCAN,4	COMPRESS SYMBOL TO RIGHT.	SYMS0150
00010	-0130 00 0 00000		XCL		PLACE SYMBOL IN MQ.	SYMS0160
00011	0754 00 1 00000		PXA	0,1	GET +(ILC).	SYMS0170
00012	0737 00 4 00000		PAC	0,4	..	SYMS0180
00013	0754 00 4 00000		PXA	0,4	..	SYMS0190
00014	-0534 00 4 00042		LXD	PSMTBL,4	GET CURRENT COUNT OF TABLE.	SYMS0200
00015	1 00002 4 00016		TXI	#+1,4,2	MAKE ROOM FOR ONE MORE.	SYMS0210
00016	-3 00310 4 00021		TXL	#+3,4,LSMTBL	CHECK FOR TABLE CVERFLOW.	SYMS0220
00017	-0055 00 000001		SIL	1	SYMTBL EXCEEDED, SET INDICATOR.	SYMS0230
00020	0020 00 0 00024		TRA	SSX4	GO TO RETURN.	SYMS0240
00021	-0600 00 4 00353		STQ	SYMTBL,4	SAVE SYMBOL.	SYMS0250
00022	0602 00 4 00354		SLW	SYMTBL+1,4	SAVE VALUE.	SYMS0260
00023	-0634 00 4 00042		SXD	PSMTBL,4	SAVE TABLE COUNT.	SYMS0270
00024	0774 00 4 00000	SSX4	AXT	** ,4	RESTORE IR4.	SYMS0280
00025	0020 00 4 00001		TRA	1,4	RETURN.	SYMS0290

SPACE 2
 \$SYMGET, LOOK UP SYMBOL AND GET VALUE.

00026	0634 00 4 00040	SYMGET	SXA	SGX4,4	SAVE IR4.	SYMS0300
00027	-0534 00 4 00042		LXD	PSMTBL,4	GET TABLE COUNT.	SYMS0310
00030	-0340 00 4 00353		LAS	SYMTBL,4	COMPARE WITH TABLE.	SYMS0320
00031	0020 00 0 00033		TRA	#+2	NOT THIS ONE, SKIP.	SYMS0330
00032	0020 00 0 00037		TRA	SYMFND	FOUND, EXIT.	SYMS0340
00033	2 00002 4 00030		TIX	*-3,4,2	INDEX AND TRY AGAIN.	SYMS0350
00034	-0754 00 0 00000		PXD	0,0	NOT FOUND, VALUE IS ZERO.	SYMS0360
00035	0055 00 000001		SIR	1	SET UNDEFINED SYMBOL INDICATOR.	SYMS0370
00036	0020 00 0 00040		TRA	SGX4	GO TO EXIT.	SYMS0380
00037	-0500 00 4 00354	SYMFND	CAL	SYMTBL+1,4	FOUND, GET VALUE.	SYMS0390
00040	0774 00 4 00000	SGX4	AXT	** ,4	RESTORE IR4.	SYMS0400
00041	0020 00 4 00001		TRA	1,4	RETURN.	SYMS0410
						SYMS0420
						SYMS0430
						SYMS0440
						SYMS0450
						SYMS0460

\$SYMSTO, AND \$SYMGET, OPERATIONS WITH SYMBOL TABLE.

```
                SPACE 2
                STORAGE AND CONSTANTS.
00042 0 00000 0 00310 LSMTBL EQU 2*100 ROOM FOR 100 SYMBOLS.
00353 PSMTBL PZE SYMTBL,0,** POINTER WORD TO SYMTBL.
00353 SYMTBL BES LSMTBL SYMBOL TABLE.

                END

LITERALS
00353 606060606060
```

SYMS0470
SYMS0480
SYMS0490
SYMS0500
SYMS0510
SYMS0520
SYMS0530
SYMS0540

POST PROCESSOR ASSEMBLY DATA

354 IS THE FIRST LOCATION NOT USED BY THIS PROGRAM

REFERENCES TO DEFINED SYMBOLS

```
0 SCAN 7
40 SGX4 26, 36
24 SSX4 6, 20
310 LSMTBL 16, 42, 353
42 PSMTBL 14, 23, 27
37 SYMFND 32
26 SYMGET
3 SYMSTO
353 SYMTBL 21, 22, 30, 37, 42
```

NO ERROR IN ABOVE ASSEMBLY.

*TIME SPENT IN FAP.. 000004 IN HUNDREDTHS OF MINUTES.

ENDOP AND OTHER SUBROUTINES USED BY COMP.

	PCC			ENDP0010
	COUNT	102		ENDP0020
	LBL	ENDOP	BINARY CARD LABEL.	ENDP0040
00036	ENTRY	PIVAR	ENTRY TO PLACE WORD IN VARIABLE FIELD.	ENDP0050
00045	ENTRY	GENOP	ENTRY TO PLACE OP IN OP-FIELD AND WCT1.	ENDP0060
00053	ENTRY	ILC	ENTRY LOCATION FOR SAVING CURRENT ILC.	ENDP0070
00071	ENTRY	GNSTO	ENTRY TO GENERATE TEMPORARY STORAGE.	ENDP0080
00060	ENTRY	ERASE	ENTRY TO ERASE VARIABLE FIELD.	ENDP0090
00122	ENTRY	NSTO	ENTRY TO COUNT LOCATIONS FOR ERASABLES.	ENDP0100
00004	ENTRY	ENDOP	END CARD PSEUDO-OP.	ENDP0110
				ENDP0120
				ENDP0130
			ENTRY TO RESERVE STORAGE.	ENDP0140

TRANSFER VECTOR		
00000	627044626346	SYMSTO
00001	662363016060	WCT1

LINKAGE DIRECTOR	
00002	000000000000
00003	473165215160

00004	-0520 00 0 00123	ENDOP	NZT	MSTO	IF NO STORAGE ALLOCATED,	ENDP0150
00005	0020 00 4 00001		TRA	1,4	RETURN TO CALLER.	ENDP0160
00006	0634 00 4 00016		SXA	ENDX4,4	STORAGE ALLOCATED, SAVE IR4.	ENDP0170
00007	-0500 00 0 00150		CAL	=HTEM	INSERT THIS SYMBOL IN SYMBOL TABLE.	ENDP0180
00010	0074 00 4 00000		TSX	\$SYMSTO,4	..	ENDP0190
00011	0074 00 4 00001		TSX	\$WCT1,4	PUT REM CARD ON CT1.	ENDP0200
00012	0 00000 0 00020		PZE	EBUFF	..	ENDP0210
00013	0535 00 4 00123		LAC	MSTO,4	INCREASE ILC FOR STORAGE.	ENDP0220
00014	-0634 00 4 00015		SXD	**1,4	..	ENDP0230
00015	1 00000 1 00016		TXI	**1,1,**	..	ENDP0240
00016	0774 00 4 00000	ENDX4	AXT	**4	RESTORE IR4.	ENDP0250
00017	0020 00 4 00001		TRA	1,4	RETURN.	ENDP0260
						ENDP0270
						ENDP0280

00020	606325446060	EBUFF	BCI	9, TEM	REM	TEMPORARY STORAGE AREA BEGINS HERE.	
00021	605125446060						
00022	632544474651						
00023	215170606263						
00024	465121272560						
00025	215125216022						
00026	252731456260						
00027	302551253360						
00030	606060606060						
00031	606060606060		BCI	5,			ENDP0290
00032	606060606060						
00033	606060606060						
00034	606060606060						
00035	606060606060						

						ENTRY TO FORM VARIABLE FIELD.	ENDP0300
							ENDP0310
							ENDP0320
00036	0634 00 4 00043	PIVAR	SXA	PX4,4		SAVE IR4.	ENDP0330
00037	0774 00 4 00013	PCNT	AXT	11,4		COUNT 10 WORDS WITH TNX.	ENDP0340
00040	-2 00001 4 00043		TNX	PX4,4,1		INDEX WORD COUNT.	ENDP0350
00041	0602 00 4 00141		SLW	PBUFF+12,4		PLACE WORD IN BUFFER.	ENDP0360

ENDOP AND OTHER SUBROUTINES USED BY COMP.

00042	0634	00	4	00037		SXA	PCNT,4	SAVE WORD COUNT.	
00043	0774	00	4	00000	PX4	AXT	** ,4	RESTORE IR4.	ENDP0370
00044	0020	00	4	00001		TRA	1,4	RETURN.	ENDP0380
									ENDP0390
					SPACE		2		
								ENTRY TO INSERT OP-FIELD AND WCT1.	ENDP0400
00045	0634	00	4	00056	GENOP	SXA	GOPX4,4	SAVE IR4.	ENDP0410
00046	-0500	00	4	00001		CAL	1,4	GET OP.	ENDP0420
00047	0602	00	0	00126		SLW	PBUFF+1	INSERT OP-FIELD.	ENDP0430
00050	0074	00	4	00001		TSX	\$WCT1,4	WRITE COLLATION TAPE.	ENDP0440
00051	0	00000	0	00125		PZE	PBUFF	..	ENDP0450
00052	0074	00	4	00060		TSX	ERASE,4	CLEAR PBUFF.	ENDP0460
00053	0774	00	4	00000	ILC	AXT	** ,4	INCREMENT ILC.	ENDP0470
00054	1	77777	4	00055		TXI	**1,4,-1	..	ENDP0480
00055	0634	00	4	00053		SXA	ILC,4	..	ENDP0490
00056	0774	00	4	00000	GOPX4	AXT	** ,4	SAVE CURRENT ILC.	ENDP0500
00057	0020	00	4	00002		TRA	2,4	RESTORE IR4.	ENDP0510
								RETURN.	ENDP0520
									ENDP0530
					SPACE		2		
								ENTRY TO ERASE PBUFF.	ENDP0540
00060	0634	00	4	00067	ERASE	SXA	ERX4,4	SAVE IR4.	ENDP0550
00061	0774	00	4	00013		AXT	11,4	RESET PCNT.	ENDP0560
00062	0634	00	4	00037		SXA	PCNT,4	..	ENDP0570
00063	0774	00	4	00016		AXT	14,4	LOAD BUFFER WITH BLANKS.	ENDP0580
00064	-0500	00	0	00145		CAL	=H	..	ENDP0590
00065	0602	00	4	00143		SLW	PBLFF+14,4	..	ENDP0600
00066	2	00001	4	00065		TIX	*-1,4,1	..	ENDP0610
00067	0774	00	4	00000	ERX4	AXT	** ,4	RESTORE IR4.	ENDP0620
00070	0020	00	4	00001		TRA	1,4	RETURN.	ENDP0630
									ENDP0640
									ENDP0650
					SPACE		2		
								ENTRY TO GET NEXT TEMPORARY STORAGE SYMBOL.	ENDP0660
00071	0500	00	0	00122	GNSTO	CLA	NSTO	PLACE NUMBER OF LAST STORAGE.	ENDP0670
00072	0560	00	0	00122		LDQ	NSTO	IN AC AND MQ.	ENDP0680
00073	0400	00	0	00143		ADD	=1	INCREMENT AND SAVE FOR NEXT.	ENDP0690
00074	0601	00	0	00122		STO	NSTO	..	ENDP0700
00075	034C	00	0	00123		CAS	MSTO	CHECK FOR MSTO EXCEEDED.	ENDP0710
00076	0601	00	0	00123		STO	MSTO	YES, UPDATE MSTO.	ENDP0720
00077	0761	00	0	00000		NOP		EQUAL, IGNORE.	ENDP0730
00100	0131	00	0	00000		XCA		PLACE NSTO IN AC.	ENDP0740
00101	-0100	00	0	00104		TNZ	**+3	CHECK FOR ZERO NSTO.	ENDP0750
00102	-0500	00	0	00150		CAL	=HTEM	ZERO, PICKUP CHARACTERS.	ENDP0760
00103	0020	00	4	00001		TRA	1,4	RETURN TO CALLER.	ENDP0770
00104	0340	00	0	00144		CAS	=10	CHECK FOR ONLY ONE DIGIT.	ENDP0780
00105	0020	00	0	00112		TRA	TWODG	TWO DIGITS.	ENDP0790
00106	0020	00	0	00112		TRA	TWODG	..	ENDP0800
00107	0767	00	0	00006		ALS	6	ONE DIGIT, SHIFT TO POSITION.	ENDP0810
00110	-0501	00	0	00147		ORA	=HTEM+0	INSERT CHARACTERS.	ENDP0820
00111	0020	00	4	00001		TRA	1,4	RETURN TO CALLER.	ENDP0830
00112	0131	00	0	00000	TWODG	XCA		TWO DIGITS, PLACE NSTO IN MQ AGAIN.	ENDP0840
									ENDP0850
									ENDP0860

ENDOP AND OTHER SUBROUTINES USED BY COMP.

00113	-0754	00	0	00000	PXD	0,C	CLEAR AC.	ENDP0870
00114	0221	00	0	00144	DVP	=10	MOD 10.	ENDP0880
00115	-0773	00	0	00006	RQL	6	FIRST DIGIT TO K5.	ENDP0890
00116	-0600	00	0	00124	STQ	DNSTO	SAVE.	ENDP0900
00117	-0501	00	0	00124	ORA	DNSTO	FORM DECIMAL STORAGE NUMBER.	ENDP0910
00120	-0501	00	0	00146	ORA	=HTEM+00	INSERT CHARACTERS.	ENDP0920
00121	0020	00	4	00001	TRA	1,4	RETURN WITH RESULT IN AC.	ENDP0930
					SPACE	2		ENDP0940
							STCRAGE AND CONSTANTS.	ENDP0950
00122	0	00000	0	00000	NSTC	PZE	CURRENT STORAGE COUNTER.	ENDP0960
00123	0	00000	0	00000	MSTC	PZE	MAXIMUM STORAGE COUNTER.	ENDP0970
00124	0	00000	0	00000	CNSTC	PZE	DECIMAL STORAGE COUNTER.	ENDP0980
00125					PBUFF	BSS	14	STATEMENT BUFFER.
					END			ENDP1000
								ENDP1010
								ENDP1020

LITERALS

00143 000CC0000001
00144 000000000012
00145 606060606060
00146 632544200C00
00147 632544200060
00150 632544606060

POST PROCESSOR ASSEMBLY DATA

151 IS THE FIRST LOCATICN NOT USED BY THIS PROGRAM

REFERENCES TO DEFINED SYMBOLS

53	ILC	55			
43	PX4	36,	40		
67	ERX4	60			
123	MSTO	4,	13,	75,	76
122	NSTO	71,	72,	74	
37	PCNT	42,	62		
1	WCT1	11,	50		
124	DNSTO	116,	117		
20	EBUFF	12			
4	ENDOP				
16	ENDX4	6			
60	ERASE	52			
45	GENOP				
71	GNSTO				
56	GOPX4	45			
125	PBUFF	41,	47,	51,	65
36	PIVAR				
112	TWODG	105,	106		
0	SYMSTO	10			

NO ERROR IN ABOVE ASSEMBLY.
*TIME SPENT IN FAP.. 000005 IN HUNDREDTHS OF MINUTES.

SUBROUTINE COMPOP, COMPILER ARITHMETICS FOR CAP.

00112	-0500	00 0	00220	CAL	LBRK	NOT EOF, GET BREAK CHARACTER.	COMP0960
00113	0074	00 4	00123	TSX	STFLD,4	PLACE IN FIELD.	COMP0970
00114	-0500	00 0	00220	CAL	LBRK	GET BREAK CHARACTER.	COMP0980
00115	0322	00 0	00535	ERA	=H00000=	CHECK FOR =.	COMP0990
00116	-0100	00 0	00061	TNZ	RSCN1	NO, RESUME SCAN.	COMP1000
00117	-0500	00 0	00124	CAL	FCNT	YES, MARK TOP OF FIELD.	COMP1010
00120	0361	00 0	00534	ACL	=1	..	COMP1020
00121	0621	00 0	00221	STA	TFLD	..	COMP1030
00122	0020	00 0	00061	TRA	RSCN1	RESUME SCAN.	COMP1040
00123	0634	00 4	00130	STFLD	SXA	STX4,4	SAVE IR4.
00124	0774	00 4	00310	FCNT	AXT	LFLD,4	GET CURRENT FLD INDEX.
00125	0602	00 4	00534		SLW	FLC,4	INSERT WORD.
00126	-2 00001	4 0	00132		TNX	XFLD,4,1	COUNT THIS WORD.
00127	0634	00 4	00124		SXA	**3,4	SAVE COUNT.
00130	0774	00 4	00000	STX4	AXT	**4	RESTORE IR4.
00131	0020	00 4	00001		TRA	1,4	RETURN.
00132	-0055	00 0	000010	XFLD	SIL	10	COMP STATEMENT TOO LONG, MARK ERROR,
00133	0020	00 0	00210		TRA	RX4	AND RETURN.
00134	-0500	00 0	00124	EOF1	CAL	FCNT	MARK BOTTOM OF FIELD.
00135	0621	00 0	00222		STA	BFLD	..
00136	0020	00 0	00137		TRA	CPAS2	GO TO PASS2.
				SPACE		2	
						PASS 2 OF COMP, FIND AND EVALUATE EXPRESSIONS.	COMP1200
00137	0534	00 1	00222	CPAS2	LXA	BFLD,1	SET CONTROL TXH.
00140	-0634	00 1	00155		SXD	RSCN2+1,1	..
00141	0534	00 1	00221	BSCN2	LXA	TFLC,1	GET TOP OF FIELD.
00142	0634	00 1	00223		SXA	LLPAR,1	TREAT AS LAST (.
00143	1 77777	1 00144			TXI	**1,1,-1	INDEX TO FIRST WORD.
00144	-0500	00 1	00534	SCN2	CAL	FLC,1	GET NEXT FLD WORD.
00145	0100	00 0	00154		TZE	RSCN2	IF ZERO, IGNORE.
00146	-0340	00 0	00541		LAS	=H00000(CHECK FOR (.
00147	0020	00 0	00151		TRA	**2	NO, SKIP.
00150	0020	00 0	00157		TRA	LPAR2	YES, GO TO IT.
00151	-0340	00 0	00537		LAS	=H00000)	CHECK FOR).
00152	0020	00 0	00154		TRA	**2	NO, SKIP.
00153	0020	00 0	00161		TRA	RPAR2	YES, GO TO IT.
00154	1 77777	1 00155		RSCN2	TXI	**1,1,-1	COUNT WORDS.
00155	3 00000	1 00144			TXH	SCN2,1,**	CHECK FOR EOF.
00156	0020	00 0	00172		TRA	EOF2	EOF, GO TO IT.
00157	0634	00 1	00223	LPAR2	SXA	LLPAR,1	SET LAST (.
00160	0020	00 0	00154		TRA	RSCN2	RESUME SCAN.
00161	-0634	00 1	00167	RPAR2	SXD	EXPW1,1	EXPRESSION, MARK BOTTOM FOR \$EXPR.
00162	0600	00 1	00534		STZ	FLD,1	CLEAR FLD.
00163	0534	00 1	00223		LXA	LLPAR,1	GET INDEX OF LAST (.
00164	0600	00 1	00534		STZ	FLC,1	CLEAR FLD.
00165	0634	00 1	00167		SXA	EXPW1,1	MARK TOP FOR \$EXPR.
00166	0074	00 4	00003		TSX	\$EXPR,4	GO EVALUATE EXPRESSION.
00167	0 00000	0 00000		EXPW1	PZE	**0,**	ZERO TAG MEANS STORE INTERMEDIATE.

SUBROUTINE COMPOP, COMPILE ARITHMETICS FOR CAP.

00170	0 00000	0 00534		PZE	FLC	..	COMP1500
00171	0020 00	0 00141		TRA	BSCN2	RESTART SCAN.	COMP1510
00172	-0634 00	1 00177	EOF2	SXD	EXPW2,1	FINAL EXPR, MARK BOTTOM.	COMP1520
00173	0534 00	1 00223		LXA	LLPAR,1	GET INDEX OF TOP.	COMP1530
00174	0600 00	1 00534		STZ	FLC,1	CLEAR FLD.	COMP1540
00175	0634 00	1 00177		SXA	EXPW2,1	MARK TOP.	COMP1550
00176	0074 00	4 00003		TSX	\$EXPR,4	EVALUATE EXPRESSION.	COMP1560
00177	0 00000	7 00000	EXPW2	PZE	**,7,**	NON-ZERC TAG MEANS LEAVE IN AC.	COMP1570
00200	0 00000	0 00534		PZE	FLC	..	COMP1580
00201	0774 00	1 00310		AXT	LFLD,1	FORM FINAL STORAGE.	COMP1590
00202	-0500 00	1 00534		CAL	FLD,1	GET WORD.	COMP1600
00203	0100 00	0 00206		TZE	**3	IF ZERO, SYMBOL DONE.	COMP1610
00204	0074 00	4 00004		TSX	\$PIVAR,4	PLACE IN VARIABLE FIELD.	COMP1620
00205	1 77777	1 00202		TXI	*-3,1,-1	INDEX FOR NEXT WORD.	COMP1630
00206	0074 00	4 00005		TSX	\$GENOP,4	FINAL OP IS STO.	COMP1640
00207	606263466060			BCI	1, STO	..	COMP1650
							COMP1660
00210	0774 00	4 00000	RX4	AXT	**,4	RESTORE IRS.	COMP1670
00211	0774 00	2 00000	RX2	AXT	**,2	..	COMP1680
00212	-0500 60	0 00000		CAL*	\$ILC	RESTORE ILC.	COMP1690
00213	0734 00	1 00000		PAX	0,1	..	COMP1700
00214	0020 00	4 00002		TRA	2,4	RETURN.	COMP1710
							COMP1720
			SPACE		2		COMP1730
						STORAGE AND CONSTANTS.	COMP1740
00215	0 00000	0 00000	SYM	PZE		PARTIAL SYMBOL STORAGE.	COMP1750
00216	0 00000	0 00000	TEOF1	PZE		END OF FIELD MARK.	COMP1760
00217	0 00000	0 00000	MQ	PZE		MQ STORAGE.	COMP1770
00220	0 00000	0 00000	LBRK	PZE		LAST BREAK.	COMP1780
00221	0 00000	0 00000	TFLC	PZE		TOP OF FLD.	COMP1790
00222	0 00000	0 00000	BFLC	PZE		BOTTOM OF FLD.	COMP1800
00223	0 00000	0 00000	LLPAR	PZE		LAST (.	COMP1810
		00310	LFLD	EQU	200	LENGTH OF FLD.	COMP1820
00534			FLD	BES	LFLD	ARITHMETIC FIELD BUFFER.	COMP1830
							COMP1840
							COMP1850
							COMP1860
			END				
			LITERALS				
00534	000000000001						
00535	000000000013						
00536	000000000014						
00537	000000000034						
00540	000000000060						
00541	000000000074						
00542	606060606060						

SUBROUTINE COMPOP, COMPILE ARITHMETICS FOR CAP.
 POST PROCESSOR ASSEMBLY DATA

543 IS THE FIRST LOCATION NOT USED BY THIS PROGRAM

REFERENCES TO DEFINED SYMBOLS

217	MQ	41,	61					
75	BRK	50,	65					
534	FLD	125,	144,	162,	164,	170,	174,	200, 202
0	ILC	13,	212					
7	NBK	45,	46,	75				
211	RX2	11						
210	RX4	10,	133					
215	SYM	22,	53,	60,	76,	107		
222	BFLD	135,	137					
32	CAL1	16						
134	EOF1	111						
172	EOF2	156						
3	EXPR	166,	176					
124	FCNT	25,	117,	134				
220	LBRK	75,	112,	114				
310	LFLD	24,	124,	201,	224,	534		
1	NSTO	17						
37	SCN1	62						
144	SCN2	155						
130	STX4	123						
221	TFLD	121,	141					
132	XFLD	126						
31	BSCN1	63						
141	BSCN2	171						
30	CPAS1	27						
137	CPAS2	136						
2	ERASE	23						
167	EXPW1	161,	165					
177	EXPW2	172,	175					
5	GENOP	206						
223	LLPAR	142,	157,	163,	173			
157	LPAR2	150						
110	NOSYM	101						
4	PIVAR	204						
161	RPAR2	153						
61	RSCN1	35,	44,	116,	122			
154	RSCN2	140,	145,	160				
123	STFLD	56,	105,	113				
66	TABBK	46,	75					
216	TEOF1	20,	64,	110				
10	COMPCP							

NO ERROR IN ABOVE ASSEMBLY.

*TIME SPENT IN FAP.. 000008 IN HUNDREDTHS OF MINUTES.

SUBROUTINE EXPR, EVALUATE EXPRESSION FOR COMPOP.

00006 PCC
 COUNT 171
 LBL EXPR BINARY CARD LABEL.
 ENTRY EXPR ARITHMETIC EXPRESSION EVALUATOR.

EXPRO010
 EXPRO020
 EXPRO040
 EXPRO050
 EXPRO060
 EXPRO070
 EXPRO080
 EXPRO080
 EXPRO090
 EXPRO100
 EXPRO110
 EXPRO120
 EXPRO130
 EXPRO140
 EXPRO150
 EXPRO160
 EXPRO170
 EXPRO180
 EXPRO190
 EXPRO200
 EXPRO210
 EXPRO220
 EXPRO230
 EXPRO240

* \$EXPR IS CALLED BY,
 *
 * TSX \$EXPR,4
 * PZE LI,T,RI
 * PZE FLD
 *
 * WHERE (FLD-LI) IS THE ADDRESS OF THE LEFT BREAK,
 * AND (FLD-RI) IS THE ADDRESS OF THE RIGHT BREAK.
 * EXPR TAKES A STRING OF SYMBOLS CONNECTED BY
 * + - * OR / (S) AND COMPILES THE RESULT IN
 * FLOATING POINT. IF T=0, THE RESULT IS PLACED IN
 * TEMPORARY STORAGE, OTHERWISE, RESULT IS IN AC. THE
 * SYMBOLIC FIELD IS MODIFIED ACCORDINGLY.
 *
 * \$EXPR OPERATES IN TWO PASSES. PASS1 USES \$TERM
 * TO REDUCE THE EXPRESSION TO A SUMMATION. PASS2
 * PERFORMS THE SUMMATION. SOME OPTIMIZATION
 * IS DONE.

TRANSFER VECTOR
 00000 632551446060 TERM
 00001 473165215160 PIVAR
 00002 272545464760 GENOP
 00003 274562634660 GNSTC

LINKAGE DIRECTOR
 00004 000000000000
 00005 256747516060

00006	0634 00 4 00164	EXPR SXA	RX4,4	SAVE IRS.	EXPRO250
00007	0634 00 2 00165	SXA	RX2,2	..	EXPRO260
00010	0634 00 1 00166	SXA	RX1,1	..	EXPRO270
00011	-0500 00 4 00001	CAL	1,4	GET CONTROL WORD.	EXPRO280
00012	0622 00 0 00054	STD	RSCN1+1	RIGHT BREAK INDEX, PASS 1.	EXPRO290
00013	0622 00 0 00116	STD	RSCN2+1	RIGHT BREAK INDEX, PASS 2.	EXPRO300
00014	0625 00 0 00171	STT	TAG	SAVE TAG FOR DECISION TO STORE.	EXPRO310
00015	0621 00 0 00065	STA	TRMWD	SAVE LEFT BREAK INDEX FOR FIRST TERM.	EXPRO320
00016	0734 00 1 00000	PAX	0,1	INDEX FOR LEFT BREAK.	EXPRO330
00017	1 77777 1 00020	TXI	*+1,1,-1	INDEX OF FIRST WORD IN FLD.	EXPRO340
00020	0634 00 1 00100	SXA	IWD1,1	SAVE FOR PASS2.	EXPRO350
00021	-0500 00 4 00002	CAL	2,4	INSERT FLD ADDRESSES.	EXPRO360
00022	0621 00 0 00035	STA	EPAS1	..	EXPRO370
00023	0621 00 0 00102	STA	SCN2	..	EXPRO380
00024	0621 00 0 00066	STA	BA1	..	EXPRO390
00025	0621 00 0 00104	STA	BA2	..	EXPRO400
00026	0402 00 0 00176	SUB	=1	..	EXPRO410
00027	0621 00 0 00160	STA	BA3	..	EXPRO420
00030	0600 00 0 00172	STZ	TEOF	RESET EOF MARK.	EXPRO430
00031	0600 00 0 00170	STZ	LBRK	RESET LEFT BREAK.	EXPRO440
00032	0600 00 0 00173	STZ	TSYM	RESET SYMBOL MARK.	EXPRO450
00033	0600 00 0 00174	STZ	TSTSL	RESET */ MARK.	EXPRO460

SUBROUTINE EXPR, EVALUATE EXPRESSION FOR COMPOP.

00034	0020	00	0	00035	TRA	EPAS1	GO TO PASS 1 OF EXPR.	EXPR0470
					SPACE	2		
							PASS1, REDUCE TO SUMMATION.	EXPR0480
								EXPR0490
								EXPR0500
00035	-0500	00	1	00000	EPAS1	CAL	FLD,1	GET NEXT WORD IN FLD.
00036	0100	00	0	00053		TZE	RSCN1	IF ZERO, IGNORE.
00037	-0340	00	0	00202		LAS	=H00000/	CHECK FOR /.
00040	0020	00	0	00042		TRA	**2	NO, SKIP.
00041	0020	00	0	00057		TRA	STSL1	YES, EXIT.
00042	-0340	00	0	00201		LAS	=H00000*	CHECK FOR *.
00043	0020	00	0	00045		TRA	**2	NO, SKIP.
00044	0020	00	0	00057		TRA	STSL1	YES, EXIT.
00045	-0340	00	0	00200		LAS	=H00000-	CHECK FOR -.
00046	0020	00	0	00050		TRA	**2	NO, SKIP.
00047	0020	00	0	00061		TRA	PLMI1	YES, EXIT.
00050	-0340	00	0	00177		LAS	=H00000+	CHECK FOR +.
00051	0020	00	0	00053		TRA	**2	NO, SKIP.
00052	0020	00	0	00061		TRA	PLMI1	YES, EXIT.
00053	1 77777	1	00054	RSCN1	TXI	**1,1,-1	COUNT WORDS.	EXPR0650
00054	3 00000	1	00035		TXH	EPAS1,1,**	CHECK FOR EOF.	EXPR0660
00055	-0625	00	0	00172		STL	TEOF	SET EOF MARK.
00056	0020	00	0	00061		TRA	PLMI1	AND TREAT AS +-. EXPR0680
								EXPR0690
00057	-0625	00	0	00174	STSL1	STL	TSTSL	* OR / MET, SET MARK.
00060	0020	00	0	00053		TRA	RSCN1	RESUME SCAN. EXPR0700
								EXPR0710
								EXPR0720
00061	-0520	00	0	00174	PLMI1	NZT	TSTSL	END OF TERM, CHECK FOR */.
00062	0020	00	0	00070		TRA	NSTSL	NO, SKIP TERM.
00063	-0634	00	1	00065		SXD	TRMWD,1	SET RIGHT INDEX FOR TERM.
00064	0074	00	4	00000		TSX	\$TERM,4	GO TO TERM.
00065	0 00000	0	00000		TRMWD	PZE	**0,**	..
00066	0 00000	0	00000		BA1	PZE	FLD	..
00067	0600	00	0	00174		STZ	TSTSL	RETURN FROM TERM, RESET STSL.
00070	0634	00	1	00065	NSTSL	SXA	TRMWD,1	SET NEXT LEFT INDEX.
00071	-0520	00	0	00172		NZT	TEOF	TEST FOR EOF.
00072	0020	00	0	00053		TRA	RSCN1	NO, RESUME SCAN.
00073	0020	00	0	00074		TRA	EPAS2	YES, GO TO PASS2. EXPR0830
								EXPR0840
								EXPR0850
								EXPR0860
								EXPR0870
								EXPR0880
								EXPR0890
								EXPR0900
								EXPR0910
								EXPR0920
								EXPR0930
								EXPR0940
								EXPR0950
								EXPR0960
								EXPR0970
								EXPR0980
								EXPR0990
								EXPR1000
								EXPR1010
								EXPR1020
								EXPR1030
								EXPR1040
								EXPR1050
								EXPR1060
								EXPR1070
								EXPR1080
								EXPR1090
								EXPR1100
								EXPR1110
								EXPR1120
								EXPR1130
								EXPR1140
								EXPR1150
								EXPR1160
								EXPR1170
								EXPR1180
								EXPR1190
								EXPR1200
								EXPR1210
								EXPR1220
								EXPR1230
								EXPR1240
								EXPR1250
								EXPR1260
								EXPR1270
								EXPR1280
								EXPR1290
								EXPR1300
								EXPR1310
								EXPR1320
								EXPR1330
								EXPR1340
								EXPR1350
								EXPR1360
								EXPR1370
								EXPR1380
								EXPR1390
								EXPR1400
								EXPR1410
								EXPR1420
								EXPR1430
								EXPR1440
								EXPR1450
								EXPR1460
								EXPR1470
								EXPR1480
								EXPR1490
								EXPR1500
								EXPR1510
								EXPR1520
								EXPR1530
								EXPR1540
								EXPR1550
								EXPR1560
								EXPR1570
								EXPR1580
								EXPR1590
								EXPR1600
								EXPR1610
								EXPR1620
								EXPR1630
								EXPR1640
								EXPR1650
								EXPR1660
								EXPR1670
								EXPR1680
								EXPR1690
								EXPR1700
								EXPR1710
								EXPR1720
								EXPR1730
								EXPR1740
								EXPR1750
								EXPR1760
								EXPR1770
								EXPR1780
								EXPR1790
								EXPR1800
								EXPR1810
								EXPR1820
								EXPR1830
								EXPR1840
								EXPR1850
								EXPR1860
								EXPR1870
								EXPR1880
								EXPR1890
								EXPR1900
								EXPR1910
								EXPR1920
								EXPR1930
								EXPR1940
								EXPR1950
								EXPR1960
								EXPR1970
								EXPR1980
								EXPR1990
								EXPR2000
								EXPR2010
								EXPR2020
								EXPR2030
								EXPR2040
								EXPR2050
								EXPR2060
								EXPR2070
								EXPR2080
								EXPR2090
								EXPR2100
								EXPR2110
								EXPR2120
								EXPR2130
								EXPR2140
								EXPR2150
								EXPR2160
								EXPR2170
								EXPR2180
								EXPR2190
								EXPR2200
								EXPR2210
								EXPR2220
								EXPR2230
								EXPR2240
								EXPR2250
								EXPR2260
								EXPR2270
								EXPR2280
								EXPR2290
								EXPR2300
								EXPR2310
								EXPR2320
								EXPR2330
								EXPR2340
								EXPR2350
								EXPR2360
								EXPR2370
								EXPR2380
								EXPR2390
					</			

SUBROUTINE EXPR, EVALUATE EXPRESSION FOR COMPCP.

00155	0520	00	0	00171	ZET	TAG	CHECK TAG OF CONTROL WORD.	EXPR1490
00156	0020	00	0	00164	TRA	RX4	NON-ZERO, LEAVE IN AC, RETURN.	EXPR1500
00157	0074	00	4	00003	TSX	\$GNSTO,4	ZERO, GENERATE TEMPORARY STORAGE.	EXPR1510
00160	0602	00	1	77777	BA3	SLW	FLD-1,1	EXPR1520
00161	0074	00	4	00001	TSX	\$PIVAR,4	PLACE SYMBOL IN VARIABLE FIELD.	EXPR1530
00162	0074	00	4	00002	TSX	\$GENOP,4	FINAL OP IS STO.	EXPR1540
00163	606263466060				BCI	1, STO	..	EXPR1550
00164	0774	00	4	00000	RX4	AXT	** ,4	EXPR1560
00165	0774	00	2	00000	RX2	AXT	** ,2	EXPR1570
00166	0774	00	1	00000	RX1	AXT	** ,1	EXPR1580
00167	0020	00	4	00003	TRA	3,4	RETURN TO CALLER.	EXPR1590

SPACE 2
STORAGE AND CONSTANTS.

EXPR1600
EXPR1610
EXPR1620
EXPR1630
EXPR1640
EXPR1650
EXPR1660
EXPR1670
EXPR1680
EXPR1690
EXPR1700
EXPR1710

00170	0	00000	0	00000	LBRK	PZE	LAST BREAK.	
00171	0	00000	0	00000	TAG	PZE	TAG OF CONTROL WORD.	
00172	0	00000	0	00000	TEOF	PZE	EOF MARK.	
00173	0	00000	0	00000	TSYM	PZE	SYMBOL MARK.	
00174	0	00000	0	00000	TSTSL	PZE	*/ MARK.	
00175	0	00000	0	00000	FIRST	PZE	FIRST ADDEND MARK.	
				00000	FLD	EQU	**	DUMMY SYMBOL FOR FLD.

END

LITERALS

00176	000000000001
00177	000000000020
00200	000000000040
00201	000000000054
00202	000000000061

SUBROUTINE EXPR, EVALUATE EXPRESSION FOR COMPOP.
 POST PROCESSOR ASSEMBLY DATA

203 IS THE FIRST LOCATION NOT USED BY THIS PROGRAM

REFERENCES TO DEFINED SYMBOLS

66	BA1	24						
104	BA2	25						
160	BA3	27						
121	BRK	107,	112,	120				
145	CLA	143						
150	CLS	144						
131	FAD	127						
0	FLD	35,	66,	102,	104,	160,	176	
134	FSB	130						
166	RX1	10						
165	RX2	7						
164	RX4	6,	156					
171	TAG	14,	155					
153	EOF2	133,	136,	140,	147,	152		
6	EXPR							
137	FBRK	125						
100	IWC1	20						
170	LBRK	31,	76,	122,	123			
102	SCN2	23,	116					
172	TEOF	30,	55,	71,	101,	117,	153	
0	TERM	64						
173	TSYM	32,	74,	114,	137			
35	EPAS1	22,	34,	54				
74	EPAS2	73						
175	FIRST	77,	124,	141				
2	GENGP	131,	134,	145,	150,	162		
3	GNSTC	157						
70	NSTSL	62						
1	PIVAR	113,	161					
61	PLM11	47,	52,	56				
53	RSCN1	12,	36,	60,	72			
115	RSCN2	13,	103,	154				
57	STSL1	41,	44					
65	TRMWD	15,	63,	70				
174	TSTSL	33,	57,	61,	67			

NO ERROR IN ABCVE ASSEMBLY.

*TIME SPENT IN FAP.. 000008 IN HUNDREDTHS OF MINUTES.

SUBROUTINE TERM, EVALUATE SIMPLE TERMS FOR EXPR.

		PCC				TERM0010
		COUNT	135			TERM0020
		LBL	TERM	BINARY CARD LABEL.		TERM0040
00006		ENTRY	TERM	EVALUATE TERM OF EXPRESSION.		TERM0050
		*		\$TERM IS CALLED BY,		TERM0060
		*				TERM0070
		*		TSX \$TERM,4		TERM0080
		*		PZE LI,0,RI		TERM0090
		*		PZE FLD		TERM0100
		*				TERM0110
		*		WHERE (FLD-LI) IS THE ADDRESS OF THE LEFT BREAK,		TERM0120
		*		AND (FLD-RI) IS THE ADDRESS OF THE RIGHT BREAK.		TERM0130
		*		TERM TAKES A STRING OF SYMBOLS CONNECTED BY		TERM0140
		*		* OR / (S) AND COMPILES THE RESULT IN FLOATING		TERM0150
		*		POINT. THE RESULT IS STORED IN TEMPORARY		TERM0160
		*		STORAGE, AND THE SPREAD FIELD IS MODIFIED ACCORDINGLY.		TERM0170
		*		SOME OPTIMIZATION IS DONE.		TERM0180
		*				TERM0190
TRANSFER VECTOR						
00000	473165215160	PIVAR				
00001	272545464760	GENOP				
00002	255121622560	ERASE				
00003	274562634660	GNSTC				
LINKAGE DIRECTOR						
00004	000000000000					
00005	632551446060					
00006	0634 00 4 00133	TERM	SXA	RX4,4	SAVE IRS.	
00007	0634 00 2 00134		SXA	RX2,2	..	TERM0200
00010	0634 00 1 00135		SXA	RX1,1	..	TERM0210
00011	-0500 00 4 00001		CAL	1,4	GET CONTROL WORD.	TERM0220
00012	0622 00 0 00037		STD	RSCAN+1	INDEX OF RIGHT BREAK.	TERM0230
00013	0734 00 1 00000		PAX	0,1	INDEX OF LEFT BREAK.	TERM0240
00014	1 77777 1 00015		TXI	*+1,1,-1	INDEX OF FIRST WCRD IN FLD.	TERM0250
00015	-0500 00 4 00002		CAL	2,4	INSERT BUFFER ADDRESSES.	TERM0260
00016	0621 00 0 00024		STA	SCAN	..	TERM0270
00017	0621 00 0 00026		STA	BA1	..	TERM0280
00020	0402 00 0 00140		SUB	=1	..	TERM0290
00021	0621 00 0 00117		STA	BA2	..	TERM0300
00022	0621 00 0 00127		STA	BA3	..	TERM0310
00023	0600 00 0 00137		STZ	LBRK	RESET LAST BREAK.	TERM0320
00024	-0500 00 1 00000	SCAN	CAL	FLD,1	GET NEXT WORD IN FLD.	TERM0330
00025	0100 00 0 00036		TZE	RSCAN	IF ZERO, IGNORE.	TERM0340
00026	0600 00 1 00000	BA1	STZ	FLC,1	ZERO FLD LOCATION.	TERM0350
00027	-0340 00 0 00142		LAS	=HC0000/	CHECK FOR /.	TERM0360
00030	0020 00 0 00032		TRA	*+2	NO, SKIP.	TERM0370
00031	0020 00 0 00063		TRA	SLASH	YES, GO TO IT.	TERM0380
00032	-0340 00 0 00141		LAS	=HC0000*	CHECK FOR *.	TERM0390
00033	0020 00 0 00035		TRA	*+2	NO, SKIP.	TERM0400
00034	0020 00 0 00041		TRA	STAR	YES, GO TO IT.	TERM0410
00035	0074 00 4 00000		TSX	\$PIVAR,4	SYMBOL, PLACE IN VARIABLE FIELD.	TERM0420
00036	1 77777 1 00037	RSCAN	TXI	*+1,1,-1	COUNT WORDS.	TERM0430
00037	3 00000 1 00024		TXH	SCAN,1,**	CHECK FOR EOF.	TERM0440
						TERM0450
						TERM0460

```

SUBROUTINE TERM, EVALUATE SIMPLE TERMS FOR EXPR.
00040 0020 00 0 00105      TRA      EOF      EOF, GO TO IT.      TERMO470

                                SPACE 2
                                BREAK=*.

00041 -0130 00 0 00000     STAR  XCL      STAR, GET LAST BREAK.
00042 -0500 00 0 00137     CAL    LBRK     THEN PLACE * IN LBRK.
00043 -0600 00 0 00137     STQ    LBRK     ..
00044 0100 00 0 00050     TZE    ST1      IF LBRK=0, GO TO IT.
00045 0322 00 0 00141     ERA    =H00000*  CHECK, LBRK=*.
00046 0100 00 0 00053     TZE    ST2      YES, GO TO IT.
00047 0020 00 0 00060     TRA    ST3      NO, MUST BE /, GO TO IT.

00050 0074 00 4 00001     ST1   TSX      $GENOP,4      LBRK=0, OP=LDO.
00051 604324506060        BCI    1, LDQ   ..
00052 0020 00 0 00036     TRA    RSCAN   RESUME SCAN.

00053 0074 00 4 00001     ST2   TSX      $GENOP,4      LBRK=*, OP=FMP.
00054 602644476060        BCI    1, FMP   ..
00055 0074 00 4 00001     TSX    $GENOP,4  THEN, OP=XCA.
00056 606723216060        BCI    1, XCA   ..
00057 0020 00 0 00036     TRA    RSCAN   RESUME SCAN.

00060 0074 00 4 00001     ST3   TSX      $GENOP,4      LBRK=1, OP=FDP.
00061 602624476060        BCI    1, FDP   ..
00062 0020 00 0 00036     TRA    RSCAN   RESUME SCAN.

                                SPACE 2
                                BREAK=/.

00063 -0130 00 0 00000     SLASH XCL      SLASH, GET LAST BREAK.
00064 -0500 00 0 00137     CAL    LBRK     THEN PLACE / IN LBRK.
00065 -0600 00 0 00137     STQ    LBRK     ..
00066 0100 00 0 00072     TZE    SL1      IF LBRK=0, GO TO IT.
00067 0322 00 0 00141     ERA    =H00000*  CHECK, LBRK=*.
00070 0100 00 0 00075     TZE    SL2      YES, GO TO IT.
00071 0020 00 0 00100     TRA    SL3      NO, MUST BE /, GO TO IT.

00072 0074 00 4 00001     SL1   TSX      $GENOP,4      LBRK=0, OP=CLA.
00073 602343216060        BCI    1, CLA   ..
00074 0020 00 0 00036     TRA    RSCAN   RESUME SCAN.

00075 0074 00 4 00001     SL2   TSX      $GENOP,4      LBRK=*, OP=FMP.
00076 602644476060        BCI    1, FMP   ..
00077 0020 00 0 00036     TRA    RSCAN   RESUME SCAN.

00100 0074 00 4 00001     SL3   TSX      $GENOP,4      LBRK=1, OP=FDP.
00101 602624476060        BCI    1, FDP   ..
00102 0074 00 4 00001     TSX    $GENOP,4  THEN, OP=XCA.
00103 606723216060        BCI    1, XCA   ..
00104 0020 00 0 00036     TRA    RSCAN   RESUME SCAN.

                                TERMO480
                                TERMO490
                                TERMO500
                                TERMO510
                                TERMO520
                                TERMO530
                                TERMO540
                                TERMO550
                                TERMO560
                                TERMO570
                                TERMO580
                                TERMO590
                                TERMO600
                                TERMO610
                                TERMO620
                                TERMO630
                                TERMO640
                                TERMO650
                                TERMO660
                                TERMO670
                                TERMO680
                                TERMO690
                                TERMO700
                                TERMO710

                                TERMO720
                                TERMO730
                                TERMO740
                                TERMO750
                                TERMO760
                                TERMO770
                                TERMO780
                                TERMO790
                                TERMO800
                                TERMO810
                                TERMO820
                                TERMO830
                                TERMO840
                                TERMO850
                                TERMO860
                                TERMO870
                                TERMO880
                                TERMO890
                                TERMO900
                                TERMO910
                                TERMO920
                                TERMO930
                                TERMO940
                                TERMO950

```


CIOP . . . BUFFERED I/O PACKAGE FOR CAP. NO TAPE ERROR CHECKING.

		PCC							
		COUNT	147						CIOP0010
		LBL	CIOP						CIOP0020
	00003	ENTRY	READ1			BINARY CARD LABEL.			CIOP0040
	00154	ENTRY	PRINT			READ ONE RECORD ON INPUT TAPE.			CIOP0050
	00030	ENTRY	WCT1			WRITE ONE RECORD ON OUTPUT TAPE.			CIOP0060
	00104	ENTRY	REWIND			WRITE ONE RECORD ON COLLATION TAPE.			CIOP0070
	00110	ENTRY	READ2			END-FILE AND REWIND COLLATION TAPE.			CIOP0080
						READ ONE RECORD FROM COLLATION TAPE.			CIOP0090
									CIOP0100
TRANSFER VECTOR									
00000	256731636060		EXIT						
LINKAGE DIRECTOR									
00001	000000000000								
00002	512521240160								
00003	0634 00 2 00013	READ1	SXA	RX2,2		SAVE IR2.			CIOP0110
00004	-0500 00 4 00001		CAL	1,4		GET BUFFER ADDRESS.			CIOP0120
00005	0621 00 0 00015		STA	INCARD		INSERT IN I/O COMMAND.			CIOP0130
00006	0762 00 0 01202		RTDA	2		SELECT INPUT TAPE.			CIOP0140
00007	0540 00 0 00015		RCHA	INCARD		START DATA CHANNEL.			CIOP0150
00010	0060 00 0 00010		TCDA	*		WAIT FOR DATA TO ARRIVE.			CIOP0160
00011	0774 00 2 00016		AXT	WECFI,2		GET ERROR COMMENT LOCATION.			CIOP0170
00012	0030 00 0 00214		TEFA	ERROR		CHECK FOR ERROR.			CIOP0180
00013	0774 00 2 00000	RX2	AXT	**2		RESTORE IR2.			CIOP0190
00014	0020 00 4 00002		TRA	2,4		RETURN TO CALLER.			CIOP0200
00015	0 00016 0 00000	INCARD	IOCD	**0,14		READ ONE 14 WORD RECORD AND STOP.			CIOP0210
00016	0 00011 0 00017	WECFI	IOCD	**1,0,9		OUTPUT COMMENT IN CASE OF ERROR.			CIOP0220
00017	002545246046		BCI	9,CEND OF FILE REACHED WHILE READING CAP INPUT TAPE.					CIOP0230
00020	266026314325								CIOP0240
00021	605125212330								CIOP0250
00022	252460663031								
00023	432560512521								
00024	243145276023								
00025	214760314547								
00026	646360632147								
00027	253360606060								
									CIOP0260
						WCT1 WRITES A 14 WORD BUFFER ON TAPE B3. IF CONTROL			CIOP0270
						WORD HAS A NON-ZERO TAG, COUNT IS OBTAINED FROM DECREMENT			CIOP0280
						AND RECORD IS FILLED OUT WITH BLANKS.			CIOP0290
									CIOP0300
						THIS ROUTINE IS BUFFERED, AND OUTPUT IS OVERLAPPED			CIOP0310
						WITH COMPUTATION.			CIOP0320
00030	0634 00 4 00067	WCT1	SXA	WX4,4		SAVE IRS.			CIOP0330
00031	0634 00 2 00066		SXA	WX2,2		..			CIOP0340
00032	-0520 00 0 00223		NZT	FSTART		IS THIS THE FIRST CALL.			CIOP0350
00033	0772 00 0 02203		REWB	3		YES, MAKE SURE TAPE REWOUND.			CIOP0360
00034	-0625 00 0 00223		STL	FSTART		SET MARKER.			CIOP0370
00035	-0500 00 4 00001		CAL	1,4		GET CONTROL WORD.			CIOP0380
00036	0625 00 0 00225		STT	TAG		GET TAG.			CIOP0390
00037	-0520 00 0 00225		NZT	TAG		IF ZERO,			CIOP0400
									CIOP0410

CIOP . . . BUFFERED I/O PACKAGE FOR CAP. NO TAPE ERROR CHECKING.

00124	3 00016 0 00000	IOTIN IORT	**,14	READ ONE RECORD AND STOP.	CIOP0900
00125	0074 00 4 00154	NREW TSX	PRINT,4	FORGOT TO REWIND, COMMENT.	CIOP0910
00126	0 00011 0 00131	PZE	WNREW,0,9	..	CIOP0920
00127	0074 00 4 00104	TSX	REWIND,4	REWIND IT.	CIOP0930
00130	0020 00 0 00113	TRA	READ2+3	RETURN TO READ ROUTINE.	CIOP0940
00131	005125212402	WNREW BCI	9,CREAD2	CALLED BEFORE REWIND, COLLATION TAPE REWOUND.	CIOP0950
00132	602321434325				CIOP0960
00133	246022252646				CIOP0970
00134	512560512566				CIOP0980
00135	314524736023				
00136	464343216331				
00137	464560632147				
00140	256051256646				
00141	644524336060				
00142	0 00011 0 00143	WEOFC IOCD	**,1,9	OUTPUT COMMENT IF ERROR.	CIOP0990
00143	002545246046	BCI	9,0END OF FILE	REACHED WHILE READING COLLATION TAPE.	CIOP1000
00144	266026314325				CIOP1010
00145	605125212330				
00146	252460663031				
00147	432560512521				
00150	243145276023				
00151	464343216331				
00152	464560632147				
00153	253360606060				
00154	0634 00 2 00201	PRINT SXA	PX2,2	SAVE IR2.	CIOP1020
00155	0774 00 2 00204	AXT	WLNEX,2	GET ADDRESS OF ERROR COMMENT.	CIOP1030
00156	0500 00 0 00222	CLA	LNCNT	GET LINECOUNT.	CIOP1040
00157	0402 00 0 00262	SUB	=1	LOWER BY ONE.	CIOP1050
00160	0601 00 0 00222	STO	LNCNT	RETURN.	CIOP1060
00161	-0120 00 0 00214	TMI	ERROR	EXIT IF TOO MANY LINES.	CIOP1070
00162	-0500 00 4 00001	CAL	1,4	GET CONTROL WORD.	CIOP1080
00163	0622 00 0 00203	STD	PIO	INSERT COUNT IN I/O COMMAND.	CIOP1090
00164	-0734 00 2 00000	PDX	0,2	GET COUNT.	CIOP1100
00165	0771 00 0 00022	ARS	18	MOVE TO ADDRESS.	CIOP1110
00166	0361 00 4 00001	ACL	1,4	FORM END ADDRESS.	CIOP1120
00167	0621 00 0 00174	STA	GET	INSERT IN PICKUP.	CIOP1130
00170	0754 00 2 00000	PXA	0,2	GET COUNT.	CIOP1140
00171	0361 00 0 00203	ACL	PIO	FORM BUFFER END ADDRESS.	CIOP1150
00172	0621 00 0 00175	STA	GIVE	INSERT IN STORE.	CIOP1160
00173	0060 00 0 00173	TCOA	*	WAIT FOR LAST PRINT TO FINISH.	CIOP1170
00174	-0500 00 2 00000	GET CAL	**,2	MOVE DATA TO OUTPUT BUFFER.	CIOP1180
00175	0602 00 2 00000	GIVE SLW	**,2	..	CIOP1190
00176	2 00001 2 00174	TIX	*-2,2,1	..	CIOP1200
00177	0766 00 0 01203	WTDA	3	WRITE SELECT OUTPUT TAPE.	CIOP1210
00200	0540 00 0 00203	RCHA	PIO	START CHANNEL.	CIOP1220
00201	0774 00 2 00000	AXT	**,2	RESTORE IRS.	CIOP1230
00202	0020 00 4 00002	TRA	2,4	RETURN TO CALLER.	CIOP1240
00203	0 00000 0 00226	PIO IOCD	PBUFF,,**	WRITE ONE RECORD AND STOP.	CIOP1250
00204	0 00007 0 00205	WLNEX IOCD	**,1,7	OUTPUT COMMENT IF ERROR.	CIOP1260
					CIOP1270
					CIOP1280
					CIOP1290

CIOP . . . BUFFERED I/O PACKAGE FOR CAP. NO TAPE ERROR CHECKING.

00205	004751462751		BCI	7,0PROGRAMMER OUTPUT EXCEEDS 300 RECORDS.	CIOP1300
00206	214444255160				
00207	466463476463				
00210	602567232525				
00211	246260030000				
00212	605125234651				
00213	246233606060				

GENERAL ERROR ROUTINE.
 MAKE SPECIFIED COMMENT, THEN RETURN TO MONITOR VIA EXIT.

00214	0634 00 2 00216	ERRCR	SXA	**+2,2	INSERT COMMAND LOCATION IN RCHA.	CIOP1310
00215	0766 00 0 01203		WTDA	3	WRITE SELECT OUTPUT TAPE.	CIOP1320
00216	0540 00 0 00000		RCHA	**	OUTPUT APPROPRIATE COMMENT.	CIOP1330
00217	0074 00 4 00000		CALL	EXIT	RETURN TO MONITOR FOR DUMP.	CIOP1340
00220	1 00000 0 00222					CIOP1350
00221	0 10403 0 00001					CIOP1360

STORAGE AND CONSTANTS.

00222	0 00000 0 00454	LN CNT	PZE	300	MAXIMUM LINECOUNT.	CIOP1390
00223	0 00000 0 00000	FSTART	PZE		FLAG FOR FIRST CALL TO WCT1.	CIOP1400
00224	0 00000 0 00000	TREW	PZE		FLAG FOR COLLATION TAPE REWOUND.	CIOP1410
00225	0 00000 0 00000	TAG	PZE			CIOP1420
00226		PBUFF	BSS	14	PRINTER OUTPUT BUFFER.	CIOP1430
00244		WBUFF	BSS	14	COLLATION TAPE OUTPUT BUFFER.	CIOP1440
			END			CIOP1450
						CIOP1470

LITERALS

00262	000000000001
00263	000016000000
00264	606060606060

CIOP . . . BUFFERED I/O PACKAGE FOR CAP. NO TAPE ERROR CHECKING.
POST PROCESSOR ASSEMBLY DATA

265 IS THE FIRST LOCATICN NOT USED BY THIS PROGRAM

REFERENCES TO DEFINED SYMBOLS

174	GET	167			
203	PIC	163,	171,	200	
201	Px2	154			
13	RX2	3			
55	SLW	62			
225	TAG	36,	37		
66	WX2	31			
67	WX4	30			
0	EXIT	217			
175	GIVE	172			
125	NREW	112			
122	R2X2	110			
224	TREW	105,	111		
30	WCT1				
214	ERROR	12,	51,	121,	161
124	IOTIN	114,	116		
71	IOWCT	65			
222	LNCNT	156,	160		
226	PRUFF	203			
54	PCKUP	44,	57		
154	PRINT	125			
3	READ1				
110	READ2	130			
244	WBUFF	55,	71		
72	WEOCT	46			
142	WEOFC	117			
16	WEOFI	11			
204	WLNEX	155			
131	WNREW	126			
223	FSTART	32,	34		
15	INCARD	5,	7		
104	REWIND	127			

NO ERROR IN ABCVE ASSEMBLY.

*TIME SPENT IN FAP.. 000007 IN HUNDRECTHS OF MINUTES.

```

TEST OF CAP, BEGIN ASSEMBLY.
CAP REM THE FOLLOWING ARE ALL LEGAL CAP INSTRUCTIONS.
REM PROGRAM TO COUNT BITS IN AC.
COUNT LDQ ZERO ZERO TEST CELLS
50000 056000050016 STQ BITS ..
50001 460000050021 LXA THSX COUNT 36 BITS.
50002 053400450020 LCOP LBT BIT OR NO.
50003 076000000001 TRA NO NO BIT.
50004 002000050013 YES SLW WORD BIT, SAVE AC,
50005 060200050022 CAL BITS AND INCREMENT COUNT.
50006 450000050021 ACL ONE ..
50007 036100050017 SLW BITS ..
50010 060200050021 CAL WORD RESTORE AC.
50011 450000050022 LGR 1 NEXT BIT.
50012 476500000000 NO TIX LOOP INDEX.
50013 200001450003 CAL BITS GET COUNT.
50014 450000050021 DONE OCTL 002100070000 STOP WITH TRANSFER TO 70000 OCTAL.
50015 002100070000 REM STORAGE.
50016 000000000000 ZERO OCTL 000000000000 TRUE ZERO.
50017 000001000000 ONE INT 1 INCREMENT OF ONE.
50020 434000000044 THSX LAS 36 ADDRESS IS 36.
50021 000000000000 BITS INT 0 STORAGE FOR BIT COUNT.
50022 000000000000 WORD INT 0 TEMPORARY STORAGE FOR AC.
O 50023 000000000010 REM TEST OF CAP PSEUDO-OPS, AND FLAGS.
U 50024 002000000000 ILCD 8 ILLEGAL OPCODE.
E 50025 000001000000 TRA UNDEF UNDEFINED SYMBOL.
OU 50032 000000000000 INT 1,2,-7,13A3,9 ERROR IN INTOP.
WMW AEN ILLEGAL OPCODE AND UNDEFINED SYMBOL.
COMP NO = YES + LOOP
50033 050000050005 CLA YES
50034 030000050003 FAD LOOP
50035 060100050013 STO NO
COMP COUNT = LOOP * YES * NO / DONE / ZERO / ONE
50036 056000050003 LDQ LOOP
50037 026000050005 FMP YES
50040 013100000000 XCA
50041 026000050013 FMP NO
50042 024100050015 FDP DONE
50043 013100000000 XCA
50044 024100050016 FDP ZERO
50045 013100000000 XCA
50046 024100050017 FDP ONE
50047 460000050110 STQ TEM
50050 050000050110 CLA TEM
50051 060100050000 STO COUNT
50052 002000050036 TRA COMP USE OF SYMBOL DEFINED BY COMP.
COMP COUNT,1 = WORD,2 - DONE,4
50053 050000050022 CLA WORD,2
50054 030200050015 FSB DONE,4
50055 060100050000 STO COUNT,1
COMP WORD = (BITS+THSX*(ONE+THSX*(ZERO+THSX*(DONE+THSX*NO))))
50056 056000050020 LDQ THSX
50057 026000050013 FMP NO
50060 060100050110 STO TEM
50061 050000050015 CLA DONE
50062 030000050110 FAD TEM
50063 060100050111 STO TEM+1
50064 056000050020 LDQ THSX
50065 026000050111 FMP TEM+1
50066 060100050112 STO TEM+2
TSTCAP00
TSTCAP01
TSTCAP02
TSTCAP03
TSTCAP04
TSTCAP05
TSTCAP06
TSTCAP07
TSTCAP08
TSTCAP09
TSTCAP10
TSTCAP11
TSTCAP12
TSTCAP13
TSTCAP14
TSTCAP15
TSTCAP16
TSTCAP17
TSTCAP18
TSTCAP19
TSTCAP20
TSTCAP21
TSTCAP22
TSTCAP23
TSTCAP24
TSTCAP25
TSTCAP26
TSTCAP27
TSTCAP28
TSTCAP29
TSTCAP30
TSTCAP31
TSTCAP32

```

50067	050000050016	CLA	ZERO
50070	030000050112	FAD	TEM+2
50071	060100050113	STO	TEM+3
50072	056000050020	LDQ	THSX
50073	026000050113	FMP	TEM+3
50074	060100050114	STO	TEM+4
50075	050000050017	CLA	ONE
50076	030000050114	FAD	TEM+4
50077	060100050115	STO	TEM+5
50100	056000050020	LDQ	THSX
50101	026000050115	FMP	TEM+5
50102	060100050116	STO	TEM+6
50103	050000050021	CLA	BITS
50104	030000050116	FAD	TEM+6
50105	060100050117	STO	TEM+7
50106	050000050117	CLA	TEM+7
50107	060100050022	STO	WORD
		TEM	REM TEMPORARY STORAGE AREA BEGINS HERE.
	50000	END	END COUNT FINALLY THE END.

TSTCAP33

RETURN FROM CAP, ENTRY POINT IS 50000.

Appendix B

PROGRAMS TO ALLOW USE OF CAP IN THE LABORATORY

This appendix contains FAP assembly listings of subprograms of the execution monitor and the I/Ø simulator used when CAP is used as a laboratory exercise. The listings are followed by a typical student output when running under the execution monitor. This output includes a storage map, CAP assembly listing, and postmortem.

<u>Index to Appendix B</u>	<u>Page</u>
Main program to call execution monitor	104
TESTS	105
TESTS) and associated entry points	106
RIP, WCT1, REWIND, READ2, PRINT, PPRØG, PCT1, READ1	143
PRØG	152
Typical output listing	155

MAIN PROGRAM FOR CAP.

		PCC			MAIN0010
		COUNT	8		MAIN0020
		LBL	MAIN	BINARY CARD LABEL.	MAIN0030
TRANSFER VECTOR					
00000	632562636260	TESTS			
00001	0074 00 4 00000	TSX	\$TESTS,4	GO TO TESTS WITH INDEX.	MAIN0050
	00002	DUP	1,3	THESE CARDS CANNOT BE DUPLICATED.	MAIN0060
00002	-3 77777 7 77777	SVN	-1,7,-1	..	MAIN0070
C0003	-3 77777 7 77777				
00004	-3 77777 7 77777				MAIN0080
		END			

POST PROCESSOR ASSEMBLY DATA

5 IS THE FIRST LOCATION NOT USED BY THIS PROGRAM

REFERENCES TO DEFINED SYMBOLS
0 TESTS 1

NO ERROR IN ABOVE ASSEMBLY.
*TIME SPENT IN FAP.. 000002 IN HUNDREDTHS OF MINUTES.

TESTS FOR CAP, SWITCH FOR INTERVAL TIMER.

		PCC				
		COUNT	12			TESTS010
		LBL	TESTS			TESTS020
	00004	ENTRY	TESTS	BINARY CARD LABEL.		TESTS030
				INTERLUCE TO TESTS).		TESTS050
						TESTS060
TRANSFER VECTOR						
C0000	633163606060	TIT				
C0001	632562636234	TESTS)				
LINKAGE DIRECTOR						
C0002	000000000000					
C0003	632562636260					
C0004	0760 00 0 00161	TESTS SWT	1			
C0005	-0625 60 0 00000	STL*	\$TIT	TEST SWITCH ONE FOR INTERVAL TIMER USE.		TESTS070
C0006	0772 00 0 01206	REWA	6	SWITCH ONE UP, USE CORE CLOCK.		TESTS080
C0007	0021 60 0 00001	TTR*	\$TESTS)	REWIND UPDATE INPUT TAPE.		TESTS090
				THEN GO DIRECTLY TO TESTS).		TESTS100
						TESTS110
						TESTS120
		END				

POST PROCESSOR ASSEMBLY DATA

10 IS THE FIRST LOCATION NOT USED BY THIS PROGRAM

REFERENCES TO DEFINED SYMBOLS

0	TIT	5
4	TESTS	
1	TESTS)	7

NO ERROR IN ABOVE ASSEMBLY.

*TIME SPENT IN FAP.. 000002 IN HUNDREDTHS OF MINUTES.

TESTS) FOR CAP, MONITOR FOR CLASS ASSEMBLY PROGRAM.

	PCC			TT)00010
	COUNT	1409		TT)00020
	LBL	TESTS)	BINARY CARD LABEL.	TT)00030
				TT)00050
00007	ENTRY	TESTS)	PRIMARY NAME OF MONITOR.	TT)00060
00702	ENTRY	BACK	RETURN POINT IN CASE OF ERROR.	TT)00070
00235	ENTRY	TIT	TEST LOCATION TO USE INTERVAL TIMER.	TT)00080
00663	ENTRY	LSTM	LEAVE-SELECT-TRAPPING MODE.	TT)00090
01145	ENTRY	SX4	ENTRY TO SAVE IR4 FOR POST MORTEM.	TT)00100
01146	ENTRY	SVCON	ENTRY TO SAVE CONSOLE FOR POST MORTEM.	TT)00110
02407	ENTRY	WOT	WRITE-OUTPUT-TAPE, A3.	TT)00120
02520	ENTRY	NPRINT	ON LINE PRINT UNDER CARRIAGE CONTROL.	TT)00130
01026	ENTRY	EPMR	ENTRY TO MARK ERROR POST MORTEM.	TT)00140
01260	ENTRY	OCT)	FULL WORD OCTAL-BCI CONVERTER.	TT)00150
01173	ENTRY	OCTADR	OCTAL ADDRESS TO BCI CONVERTER.	TT)00160
01233	ENTRY	COMADR	COMPLEMENT ADDRESS TO BCI CONVERTER.	TT)00170
01207	ENTRY	TABBLK	TABLE FOR DELETION OF BLANKS WITH CRQ.	TT)00180
01301	ENTRY	BCDTAB	ENTRY TO REMOVE ILLEGAL BCI CHARACTERS.	TT)00190

TESTS) FOR CAP, MONITOR FOR CLASS ASSEMBLY PROGRAM.
SECTION 1, SETUP LOWER CORE AND PRINT STORAGE MAP.

00142	462751214460					
00143	626346512127					
00144	256044214760					
00145	264643434666					
00146	623360606060					
00147	006060606060	XMAP02 BCI	4,0	NAME ORIGIN ENTRY		TT)10960
00150	452144256060					
00151	465131273145					
00152	602545635170					
00153	006060606060	XMAP03 BCI	4,0			TT)10970
00154	606060606060					
00155	606060606060					
00156	606060606060					
00157	006270442246	XMAP04 BCI	4,0	SYMBOL TABLE EXCEEDED.		TT)10980
00160	436063212243					
00161	256025672325					
00162	252425243360					
00163	002545246046	XMAP05 BCI	4,0	END OF STORAGE MAP.		TT)10990
00164	266062634651					
00165	212725604421					
00166	473360606060					
00167	0021 00 0 00262	C(1) TTR	TRAPR	ETM TRAP RETURN.		TT)11000
00170	0021 00 0 00314	C(2) TTR	STRR	STR RETURN.		TT)11010
00171	0021 00 0 00524	C(7) TTR	TIMR	INTERVAL TIMER RETURN.		TT)11020
00172	0021 00 0 00404	C(8) TTR	FPTR	FPT RETURN.		TT)11030
00173	0021 00 0 00533	C(13) TTR	SLR	STOP-LOOP RETURN.		TT)11040
00174	0021 00 0 00627	C(ST) TTR	IOTMR	SELECT TRAP RETURN.		TT)11050
	02223	T	TAPEND	B3B	TAPE FOR TIMER.	TT)11060
						TT)11070

TESTS) FOR CAP, MONITOR FOR CLASS ASSEMBLY PROGRAM.
SECTION 2, SET TRAPS, TIME AND EXIT TO CAP.

		TTL	SECTION 2, SET TRAPS, TIME AND EXIT TO CAP.		
00175	0074 00 4 02407	EVAL	TSX WOT,4	EXECUTION COMMENT.	TT)20000
00176	0 00007 0 00241		PZE TCAP,0,7	..	TT)20010
00177	0074 00 4 02407		TSX WOT,4	BLANK LINE.	TT)20020
00200	0 00001 0 03160		PZE =H ,0,1	..	TT)20030
00201	0074 00 4 00001		TSX \$RIP,4	GO SET UP READ PROGRAMS.	TT)20040
00202	0520 00 0 00235		ZET TIT	TEST FOR INTERVAL TIMER.	TT)20050
00203	0020 00 0 00207		TRA ITIM	GO TO INTERVAL TIMER.	TT)20060
00204	0766 00 0 02223		WTBT	TAPE TIMER, SELECT TIMER TAPE.	TT)20070
00205	-0540 00 0 00237		RCHT	LOAD WITH TIME.	TT)20080
00206	0020 00 0 00213		TRA ESTM	GO TO SET TRAP.	TT)20090
00207	-0500 00 0 03136	ITIM	CAL =300	SET INTERVAL TIMER FOR FIVE SECONDS.	TT)20100
00210	0760 00 0 00006		COM	..	TT)20110
00211	0601 00 0 00005		STD 5	INSERT IN TRAP LOCATION.	TT)20120
00212	0600 00 0 00006		STZ 6	CLEAR LOCATION RETURN.	TT)20130
00213	-0760 00 0 00005	ESTM	ESTM	SET TRAP.	TT)20140
00214	-0500 00 0 00234		CAL	SET ORIGIN.	TT)20150
00215	0074 00 4 00002		TSX \$CAP,4	GO TO CAP.	TT)20160
00216	0621 00 0 00236		STA EXEC	SAVE ENTRY POINT.	TT)20170
00217	-0760 00 0 00007		LTM	JUST IN CASE.	TT)20180
00220	0634 00 4 01166		SXA IR4,4	SAVE IR4.	TT)20190
00221	0074 00 4 01146		TSX SVCON,4	SAVE CONSOLE.	TT)20200
00222	0560 00 0 00236		LDQ EXEC	CONVERT ENTRY TO OCTAL-BCI.	TT)20210
00223	0074 00 4 01173		TSX OCTADR,4	..	TT)20220
00224	-0754 00 0 00000		PXQ 0,0	SHIFT AND OR TO COMMENT.	TT)20230
00225	-0763 00 0 00036		LGL 30	..	TT)20240
00226	-0602 00 0 00257		ORS WEP+7	..	TT)20250
00227	-0130 00 0 00000		XCL	..	TT)20260
00230	-0602 00 0 00260		ORS WEP+8	..	TT)20270
00231	0074 00 4 02407		TSX WOT,4	COMMENT, ENTRY POINT.	TT)20280
00232	0 00011 0 00250		PZE WEP,0,9	..	TT)20290
00233	0020 00 0 00702		TRA BACK	NO PROVISION FOR EXECUTION FOR NOW.	TT)20300
00234	+000000050000	ORG	OCT 50000	CAP PROGRAM ORIGIN.	TT)20310
00235	0 00000 0 00000	TIT	PZE	LOCATION TO TEST FOR INTERVAL TIMER.	TT)20320
00236	0 00000 0 00000	EXEC	PZE	DUMMY TRA TO ASSEMBLED PROGRAM.	TT)20330
00237	-0 60650 0 17130	TIME	IDCP -25000,0,25000	TIMED FOR ABOUT 5 SECONDS.	TT)20340
00240	-1 60650 0 17130		IOCT -25000,0,25000	..	TT)20350
00241	016060606060	TCAP	BCI 7,1	TEST OF CAP, BEGIN ASSEMBLY.	TT)20360
00242	606060606060				TT)20370
00243	632562636046				TT)20380
00244	266023214773				TT)20390
00245	602225273145				
00246	602162622544				
00247	224370336060				
00250	006060606060	WEP	BCI 9,0	RETURN FROM CAP, ENTRY POINT IS 0000.	TT)20400
00251	606060606060				
00252	512563645145				
00253	602651464460				
00254	232147736025				
00255	456351706047				
00256	463145636031				
00257	626000000000				
00260	003360606060				

TESTS) FOR CAP, MONITOR FOR CLASS ASSEMBLY PROGRAM.
SECTION 3, TRAP RETURNS AND LSTM.

		TTL	SECTION 3, TRAP RETURNS AND LSTM.		TT)30000
00261	0 00000 0 00000	QUIT IOCD	0,0,0	COMMAND TO DISCONNECT CHANNEL.	TT)30010 TT)30020
		SPACE	2		
			TRAPPING MODE RETURN.		TT)30030 TT)30040 TT)30050
00262	-0760 00 0 00007	TRAPR LTM		RETURN FROM TRANSFER TRAP.	TT)30060
00263	0634 00 4 01166	SXA	IR4,4	SAVE IR4.	TT)30070
00264	0074 00 4 01146	TSX	SVCON,4	SAVE CONSOLE.	TT)30080
00265	-0520 00 0 00000	NZT	0	IF LOCATION 0 NOT SET,	TT)30090
00266	0020 00 0 00361	TRA	SEQR	MUST BE A WILD TRANSFER.	TT)30100
00267	0560 00 0 00000	LDQ	0	GET ADDRESS OF TRANSFER INSTRUCTION.	TT)30110
00270	0074 00 4 01173	TSX	OCTADR,4	CONVERT TO OCTAL-BCD.	TT)30120
00271	-0754 00 0 00000	PXD	0,0	..	TT)30130
00272	-0763 00 0 00022	LGL	18	SHIFT AND OR TO COMMENT.	TT)30140
00273	-0602 00 0 00307	ORS	XTRAP+5	..	TT)30150
00274	-0130 00 0 00000	XCL		..	TT)30160
00275	-0602 00 0 00310	ORS	XTRAP+6	..	TT)30170
00276	0074 00 4 02407	TSX	WOT,4	COMMENT.	TT)30180
00277	0 00012 1 00302	PZE	XTRAP,1,10	..	TT)30190
00300	-0625 00 0 01026	STL	EPMR	SET TO GIVE ERROR POST MORTEM.	TT)30200
00301	0020 00 0 00702	TRA	BACK	EXIT TO POST MORTEM SECTION.	TT)30210 TT)30220
00302	006351214562	XTRAP BCI	9,0	TRANSFER INSTRUCTION IN LOCATION 00000 HAS BEEN TRAPP	TT)30230
00303	262551603145				
00304	626351642363				
00305	314645603145				
00306	604346232163				
00307	314645600000				
00310	000000603021				
00311	626022252545				
00312	606351214747				
00313	252433606060	BCI	1,ED.		TT)30240
		SPACE	2		
			STR RETURN.		TT)30250 TT)30260 TT)30270
00314	-0760 00 0 00007	STRR LTM		RETURN FOR TRAPPED STR.	TT)30280
00315	0634 00 4 01166	SXA	IR4,4	SAVE IR4.	TT)30290
00316	0074 00 4 01146	TSX	SVCON,4	SAVE CONSOLE.	TT)30300
00317	-0520 00 0 00000	NZT	0	IF LOCATION 0 NOT SET,	TT)30310
00320	0020 00 0 00361	TRA	SEQR	MUST BE A WILD TRANSFER.	TT)30320
00321	0534 00 4 00000	LXA	0,4	GET A(STR)+1.	TT)30330
00322	1 77777 4 00323	TXI	++1,4,-1	DECREMENT IT.	TT)30340
00323	0634 00 4 00324	SXA	++1,4	..	TT)30350
00324	0560 00 0 00000	LDQ	0	CHECK FOR PROGRAMMED STR.	TT)30360
00325	-0754 00 0 00000	PXD	0,C	..	TT)30370
00326	-0763 00 0 00003	LGL	3	..	TT)30380
00327	0402 00 0 03131	SUB	=5	..	TT)30390
00330	0100 00 0 00334	TZE	++4	YES.	TT)30400
00331	-0500 00 0 00000	CAL	0	IF NOT, STOP OR LOOP.	TT)30410
00332	0621 00 0 00610	STA	SADR		TT)30420

TESTS) FOR CAP, MONITOR FOR CLASS ASSEMBLY PROGRAM.
SECTION 3, TRAP RETURNS AND LSTM.

00333	0020 00 0 00541	TRA	SLR1	..		TT)30430
						TT)30440
00334	0754 00 4 00000	PXA	0,4	PROGRAMMED STR.		TT)30450
00335	-0130 00 0 00000	XCL		..		TT)30460
00336	0074 00 4 01173	TSX	OCTADR,4	CONVERT TO OCTAL-BCD.		TT)30470
00337	-0754 00 0 00000	PXD	0,0	..		TT)30480
00340	-0763 00 0 00014	LGL	12	SHIFT AND OR TO COMMENT.		TT)30490
00341	-0602 00 0 00354	ORS	XSTR+4	..		TT)30500
00342	-0130 00 0 00000	XCL		..		TT)30510
00343	-0602 00 0 00355	ORS	XSTR+5	..		TT)30520
00344	0074 00 4 02407	TSX	WOT,4	COMMENT.		TT)30530
00345	0 00011 1 00350	PZE	XSTR,1,9	..		TT)30540
00346	-0625 00 0 01026	STL	EPMR	SET TO GIVE ERROR POST MORTEM.		TT)30550
00347	0020 00 0 00702	TRA	BACK	EXIT TO POST MORTEM SECTION.		TT)30560
						TT)30570
00350	006263516031	XSTR	BCI	9,0STR INSTRUCTION IN LOCATION 00000 HAS BEEN TRAPPED.		TT)30580
00351	456263516423					
00352	633146456031					
00353	456043462321					
00354	633146456000					
00355	000000006030					
00356	216260222525					
00357	456063512147					
00360	472524336060					
		SPACE	2	ENTRY FOR SEQUENCING ERROR.		TT)30590
						TT)30600
						TT)30610
00361	0074 00 4 02407	SEQR	TSX	WOT,4	COMMENT FOR BAD CALLING SEQUENCE.	TT)30620
00362	0 00017 1 00365		PZE	XSEQR,1,15	..	TT)30630
00363	-0625 00 0 01026		STL	EPMR	SET TO GIVE ERROR POST MORTEM.	TT)30640
00364	0020 00 0 00702		TRA	BACK	EXIT TO POST MORTEM SECTION.	TT)30650
						TT)30660
00365	006351214562	XSEQR	BCI	9,0TRANSFER TO LOWER CORE. PROBABLY IR4 NOT RESET, OR TA		TT)30670
00366	262551606346					
00367	604346662551					
00370	602346512533					
00371	604751462221					
00372	224370603151					
00373	046045466360					
00374	512562256373					
00375	604651606321					
00376	276044316262	BCI		6,G MISSING FROM TRANSFER INSTRUCTION.		TT)30680
00377	314527602651					
00400	464460635121					
00401	456226255160					
00402	314562635164					
00403	236331464533					
		SPACE	2	FLOATING POINT TRAP RETURN.		TT)30690
						TT)30700
						TT)30710
00404	-0520 00 0 00000	FPTR	NZT	0	IF LOCATION 0 NOT SET,	TT)30720

TESTS) FOR CAP, MONITOR FOR CLASS ASSEMBLY PROGRAM.
SECTION 3, TRAP RETURNS AND LSTH.

00405	0021	00	0	00425	TTR	TR8	MUST BE A WILD TRANSFER.	TT)30730
00406	0604	00	0	00473	STI	SSI	SAVE THE INDICATORS.	TT)30740
00407	0441	00	0	00000	LDI	0	GET SPILL CODE.	TT)30750
00410	-0054	00	0	000004	LFT	4	CHECK FOR OVERFLOW.	TT)30760
00411	0021	00	0	00431	TTR	FPER	OVERFLOW, EXIT.	TT)30770
00412	-0054	00	0	000002	LFT	2	AC UNDERFLOW.	TT)30780
00413	0500	00	0	03125	CLA	=0	YES, RESET AC.	TT)30790
00414	-0054	00	0	000001	LFT	1	MQ UNDERFLOW.	TT)30800
00415	0560	00	0	03125	LDQ	=0	YES, RESET MQ.	TT)30810
00416	0441	00	0	00473	LDI	SSI	RESTORE ORIGINAL INDICATORS.	TT)30820
00417	0634	00	4	00422	SXA	**3,4	SAVE IR4.	TT)30830
00420	0534	00	4	00000	LXA	0,4	PICKUP 0.	TT)30840
00421	0634	00	4	00424	SXA	**3,4	INSERT RETURN ADDRESS.	TT)30850
00422	0774	00	4	00000	AXT	** ,4	RESTORE IR4.	TT)30860
00423	0600	00	0	00000	STZ	0	CLEAR LOCATION 0.	TT)30870
00424	0021	00	0	00000	TTR	**	RETURN TO CALLER.	TT)30880
00425	-0760	00	0	00007	TR8	LTM	JUST IN CASE.	TT)30890
00426	0634	00	4	01166	SXA	IR4,4	SAVE IR4 FOR POST MORTEM.	TT)30900
00427	0074	00	4	01146	TSX	SVCON,4	GO SAVE CONSOLE AND RESET TRAPS.	TT)30920
00430	0020	00	0	00361	TRA	SEQR	GO TO SEQR ROUTINE.	TT)30930
00431	-0760	00	0	00007	FPER	LTM	JUST IN CASE.	TT)30940
00432	0634	00	4	01166	SXA	IR4,4	SAVE IR4.	TT)30950
00433	0441	00	0	00473	LDI	SSI	RESTORE INDICATORS.	TT)30960
00434	0074	00	4	01146	TSX	SVCON,4	SAVE CONSOLE.	TT)30970
00435	0441	00	0	00000	LDI	0	GET SPILL CODE AND ADDRESS OF INSTRUCTION.	TT)30980
00436	-0056	00	0	000010	LNT	10	DIVISION ERROR.	TT)30990
00437	0020	00	0	00443	TRA	**4	NO, SKIP.	TT)31000
00440	0074	00	4	02407	TSX	WOT,4	YES, COMMENT.	TT)31010
00441	0	00003	1	00474	PZE	WDVER,1,3	..	TT)31020
00442	0020	00	0	00453	TRA	SPER	EXIT.	TT)31030
00443	-0056	00	0	000002	LNT	2	ACCUMULATOR OVERFLOW.	TT)31040
00444	0020	00	0	00447	TRA	**3	NO, SKIP.	TT)31050
00445	0074	00	4	02407	TSX	WOT,4	YES, COMMENT.	TT)31060
00446	0	00004	1	00477	PZE	WACO,1,4	..	TT)31070
00447	-0056	00	0	000001	LNT	1	MQ OVERFLOW.	TT)31080
00450	0020	00	0	00453	TRA	SPER	NO, EXIT.	TT)31090
00451	0074	00	4	02407	TSX	WOT,4	YES, COMMENT.	TT)31100
00452	0	00005	1	00503	PZE	WMQO,1,5	..	TT)31110
00453	-0500	00	0	00000	SPER	CAL	GET SPILL CODE.	TT)31120
00454	-0320	00	0	03141	ANA	=0C00017000000	MASK OUT JUNK.	TT)31130
00455	-0765	00	0	00025	LGR	21	CONVERT TO OCTAL.	TT)31140
00456	0767	00	0	00003	ALS	3	SHIFT AND OR TO COMMENT.	TT)31150
00457	-0763	00	0	00003	LGL	3	..	TT)31160
00460	-0602	00	0	00522	ORS	XFPT+10	..	TT)31170
00461	-0500	00	0	00000	CAL	0	GET ADDRESS OF TRAPPED INSTRUCTION.	TT)31180
00462	0402	00	0	03126	SUB	=1	..	TT)31190
00463	-0130	00	0	00000	XCL	TT)31200
00464	0074	00	4	01173	TSX	OCTADR,4	CONVERT TO OCTAL-BCD.	TT)31210
00465	-0130	00	0	00000	XCL	..	OR TO COMMENT.	TT)31220
00466	-0602	00	0	00517	ORS	XFPT+7	..	TT)31230
00467	0074	00	4	02407	TSX	WOT,4	COMMENT.	TT)31240
00470	0	00014	1	00510	PZE	XFPT,1,12	..	TT)31250
00471	-0625	00	0	01026	STL	EMPR	SET TO GIVE ERROR POST MORTEM.	TT)31260
								TT)31270

TESTS) FOR CAP, MONITOR FOR CLASS ASSEMBLY PROGRAM.
SECTION 3, TRAP RETURNS AND LSTM.

00546	0621 00 0 00610	STA	SACR	..	
00547	-0500 60 0 00610	CAL*	SADR	GET TRAPPED INSTRUCTION.	TT)31600
00550	-0320 00 0 03165	ANA	=077770000000	MASK IT.	TT)31610
00551	0774 00 4 00004	AXT	4,4	COMPARE WITH TRUE STOPS.	TT)31620
00552	-0340 00 4 00610	LAS	PSTOP+4,4	..	TT)31630
00553	0020 00 0 00555	TRA	*+2	NO.	TT)31640
00554	0020 00 0 00571	TRA	PSTOP	TRUE STOP.	TT)31650
00555	2 00001 4 00552	TIX	*-3,4,1	NO, INDEX.	TT)31660
					TT)31670
00556	0560 00 0 00610	LOOP LDQ	SADR		TT)31680
00557	0074 00 4 01173	TSX	OCTADR,4	CONVERT TO OCTAL BCD.	TT)31690
00560	-0754 00 0 00000	PXD	0,0	..	TT)31700
00561	-0763 00 0 00030	LGL	24	SHIFT AND OR TO COMMENT.	TT)31710
00562	-0602 00 0 00617	ORS	XLCOP+6	..	TT)31720
00563	-0130 00 0 00000	XCL		..	TT)31730
00564	-0602 00 0 00620	ORS	XLCOP+7	..	TT)31740
00565	0074 00 4 02407	TSX	WOT,4	COMMENT.	TT)31750
00566	0 00010 1 00611	PZE	XLOOP,1,8	..	TT)31760
00567	-0625 00 0 01026	STL	EPMR	SET TO GIVE ERROR POST MORTEM.	TT)31770
00570	0020 00 0 00702	TRA	BACK	EXIT TO POST MORTEM SECTION.	TT)31780
					TT)31790
00571	0560 00 0 00610	PSTOP LDQ	SADR	TRUE STOP, GET ADDRESS OF TRAPPED	TT)31800
00572	0074 00 4 01173	TSX	OCTADR,4	INSTRUCTION AND CONVERT TO OCTAL-BCD.	TT)31810
00573	-0754 00 0 00000	PXD	0,0	..	TT)31820
00574	-0763 00 0 00036	LGL	30	SHIFT AND OR TO COMMENT.	TT)31830
00575	-0602 00 0 00625	ORS	XPSTOP+4	..	TT)31840
00576	-0130 00 0 00000	XCL		..	TT)31850
00577	-0602 00 0 00626	ORS	XPSTOP+5	..	TT)31860
00600	0074 00 4 02407	TSX	WOT,4	COMMENT.	TT)31870
00601	0 00006 1 00621	PZE	XPSTOP,1,6	..	TT)31880
00602	-0625 00 0 01026	STL	EPMR	SET TO GIVE ERROR POST MORTEM.	TT)31890
00603	0020 00 0 00702	TRA	BACK	EXIT TO POST MORTEM SECTION.	TT)31900
					TT)31910
00604	0220 00 0 00000	PSTOPS DVH	-	LIST OF STOPS.	TT)31920
00605	0224 00 0 00000	VDH	-,-	..	TT)31930
00606	0240 00 0 00000	FDH	-	..	TT)31940
00607	0420 00 0 00000	HPR		..	TT)31950
00610	0 00000 0 00000	SADR PZE		ADDRESS OF STOP.	TT)31960
00611	004751462221	XLOOP BCI		8,0PROBABLE ENDLESS LCOP AROUND LOCATION 00000.	TT)31970
00612	224325602545				TT)31980
00613	244325626260				
00614	434646476021				
00615	514664452460				
00616	434623216331				
00617	464560000000				
00620	000033606060				
00621	004751462751	XPSTOP BCI		6,0PROGRAM STOP AT LOCATION 00000.	TT)31990
00622	214460626346				
00623	476021636043				
00624	462321633146				
00625	456000000000				
00626	003360606060				

TESTS) FOR CAP, MONITOR FOR CLASS ASSEMBLY PROGRAM.
SECTION 4, WIND UP THIS RUN.

			TTL		SECTION 4, WIND UP THIS RUN.		TT)40000
00702	-0760	00 0	00007	BACK	LTM		TT)40010
00703	0600	00 0	00005		STZ	5	TT)40020
00704	-0061	00 0	00706		TCNT	*+2	TT)40030
00705	-0540	00 0	00261		RCHT	QUIT	TT)40040
00706	0074	00 4	00663		TSX	LSTM,4	TT)40050
00707	-0520	00 0	00235		NZT	TIT	TT)40060
00710	0772	00 0	02223		REW7		TT)40070
00711	0520	00 0	01026		ZET		TT)40080
00712	0020	00 0	01401		TRA	EPMR	TT)40090
00713	0020	00 0	01403		TRA	PMR	TT)40100
						PMR+2	TT)40110
							TT)40120
							TT)40130
							TT)40140
							TT)40150
							TT)40160
							TT)40170
							TT)40180
							TT)40190
							TT)40200
							TT)40210
							TT)40220
							TT)40230
							TT)40240
							TT)40250
							TT)40260
							TT)40270
							TT)40280
							TT)40290
							TT)40300
							TT)40310
							TT)40320
							TT)40330
							TT)40340
							TT)40350
							TT)40360
							TT)40370
							TT)40380
							TT)40390
							TT)40400
							TT)40410
							TT)40420
							TT)40430
							TT)40440
							TT)40450
							TT)40460
							TT)40470
							TT)40480
							TT)40490
							TT)40500
							TT)40510
							TT)40520
							TT)40530
							TT)40540

TESTS) FOR CAP, MONITOR FOR CLASS ASSEMBLY PROGRAM.
SECTION 4, WIND UP THIS RUN.

00761	2	00001	4	00760		TIX	*-1,4,1	..	TT)40550
00762	-0772	00	0	01203		RUNA	3	THEN RUN OUTPUT TAPE.	TT)40560
00763	0074	00	4	02520		TSX	PRINT,4	COMMENT.	TT)40570
00764	-0	00016	0	01061		MZE	XCLOSE,0,14	..	TT)40580
									TT)40590
00765	0600	00	0	03125	DOOR	STZ	=0	MAKE A ZERO LOCATION.	TT)40600
00766	0564	00	0	03125		ENB	=0	RESET THE TRAPS.	TT)40610
00767	-0760	00	0	00007		LTM		JUST IN CASE.	TT)40620
00770	0074	00	4	00663		TSX	LSTM,4	..	TT)40630
00771	-0760	00	0	00010		LSNM		..	TT)40640
00772	0760	00	0	00004		ENK		GET CONSOLE KEYS.	TT)40650
00773	-0130	00	0	00000		XCL		PLACE IN AC.	TT)40660
00774	0044	00	0	00000		PAI		PLACE IN INDICATORS.	TT)40670
00775	-0056	00	0	00001		LNT	1	CHECK IF OPERATOR WANTS TO STOP.	TT)40680
00776	0020	00	0	01002		TRA	DOOR1	NO.	TT)40690
00777	0074	00	4	02520		TSX	PRINT,4	YES, COMMENT.	TT)40700
01000	-0	00013	0	01113		MZE	SEXIT,0,11	..	TT)40710
01001	0020	00	0	00765		TRA	DOOR	GO BACK TO CHECK KEYS.	TT)40720
									TT)40730
01002	0022	00	0	01003	DOOR1	TRCA	*+1	TURN OFF RC LIGHT.	TT)40740
01003	0774	00	1	00005		AXT	5,1	SET UP FOR 5 TRIES.	TT)40750
01004	0772	00	0	01201		REWA	1	REWIND THE SYSTEMS TAPE.	TT)40760
01005	0762	00	0	01221		RTBA	1	SELECT.	TT)40770
01006	0540	00	0	01024		RCHA	LOAD	LOAD SEQUENCE OF CHANNEL COMMANDS.	TT)40780
01007	-0054	00	0	000002		LFT	2	MISTART OR EXITM.	TT)40790
01010	0020	00	0	01013		TRA	*+3	MISTART.	TT)40800
01011	0762	00	0	01221		RTBA	1	EXITM, SKIP TWO RECORDS.	TT)40810
01012	0762	00	0	01221		RTBA	1	..	TT)40820
01013	0060	00	0	01013		TCOA	*	WAIT FOR DSCA.	TT)40830
01014	0022	00	0	01020		TRCA	*+4	EXIT FOR READ ERROR.	TT)40840
01015	-0500	00	0	01015		CAL	*	SET PREFIX OF 34 TO MZE.	TT)40850
01016	0630	00	0	00042		STP	34	..	TT)40860
01017	0020	00	0	00001		TRA	1	THEN RETURN TO MONITOR.	TT)40870
01020	2	00001	1	01004		TIX	DOOR1+2,1,1	READING ERROR, INDEX AND TRY AGAIN.	TT)40880
									TT)40890
01021	0074	00	4	02520		TSX	PRINT,4	FIVE REDUNDANCY FAILURES, COMMENT.	TT)40900
01022	-0	00017	0	01126		MZE	XRCA1,0,15	..	TT)40910
01023	0020	00	0	00765		TRA	DOOR	GO TRY FIVE MORE TIMES.	TT)40920
									TT)40930
01024	-0	00003	0	00000	LOAD	IOCP	0,0,3	CHANNEL COMMANDS.	TT)40940
01025	1	00000	0	00000		TCH	0	..	TT)40950
01026	0	00000	0	00000	EPMR	PZE		TEST CELL FOR ERROR POST MORTEM.	TT)40960

TESTS) FOR CAP, MONITOR FOR CLASS ASSEMBLY PROGRAM.
SECTION 4, WIND UP THIS RUN.

	EJECT TITLE		SUPPRESS GENERATED OCTAL LISTING. COMMENTS.	
				TT)40970
				TT)40980
				TT)40990
				TT)41000
				TT)41010
01027	002545246046	ENDRN BCI	2,0END OF RUN.	TT)41020
01031	004225706003	XSTOP BCI	9,0KEY 34 DOWN, STOP COMMAND WHILE CHECKING KEYS, PRESS	TT)41030
01042	626321516360	BCI	3,START TO CONTINUE.	TT)41040
01045	004225706003	XFILE BCI	9,0KEY 33 DOWN, AN EOF HAS BEEN WRITTEN ON A3, PRESS STA	TT)41050
01056	516360634660	BCI	3,RT TO CONTINUE.	TT)41060
01061	004225706003	XCLOSE BCI	9,0KEY 35 DOWN, TAPE A3 HAS BEEN CLOSED, CHANGE TAPE AND	TT)41070
01072	604751256262	BCI	5, PRESS START TO CONTINUE.	TT)41080
01077	012545246046	ENDTP BCI	3,1END OF TAPE.	TT)41090
01102	006330255125	RENDTP BCI	9,0THERE REALLY ISN'T ANY MORE ON THIS TAPE - HONEST.	TT)41100
01113	004225706001	SEXIT BCI	9,0KEY 17 DOWN, STOP COMMAND BEFORE EXIT, PRESS START TO	TT)41110
01124	602346456331	BCI	2, CONTINUE.	TT)41120
01126	002631652560	XRCA1 BCI	9,0FIVE CONSECUTIVE REDUNDANCY FAILURES IN READING A1. P	TT)41130
01137	512562626062	BCI	6,RESS START FOR FIVE MORE TRIES.	TT)41140
		DETAIL	RETURN TO NORMAL LISTING MODE.	TT)41150
				TT)41160
				TT)41170
				TT)41180
				TT)41190
				TT)41200
				TT)41210
				TT)41220
				TT)41230
				TT)41240
				TT)41250
				TT)41260
				TT)41270
				TT)41280

TESTS) FOR CAP, MONITOR FOR CLASS ASSEMBLY PROGRAM.
SECTION 5, SVCON, PMR, OCT, OCTADR, AND TABBLK.

			TTL	SECTION 5, SVCON, PMR, OCT, OCTADR, AND TABBLK.		TT)50000
01145	0634 00 4 01166	SX4	SXA	IR4,4	ENTRY TO SAVE IR4 FOR PMR USE.	TT)50010
						TT)50020
			SPACE	2		TT)50030
					CONSOLE LIGHTS SAVING ROUTINE.	TT)50040
						TT)50050
01146	0600 00 0 00005	SVCON	STZ	5	RESET INTERVAL TIMER.	TT)50060
01147	-0061 00 0 01151		TCNT	**2	IF TAPE TIMER IN USE,	TT)50070
01150	-0540 00 0 00261		RCHT	QUIT	RESET TAPE TIMER.	TT)50080
01151	0634 00 4 01153		SXA	**2,4	SAVE IR4.	TT)50090
01152	0074 00 4 00663		TSX	LSTM,4	RESET TRAP.	TT)50100
01153	0774 00 4 00000		AXT	** ,4	RESTORE IR4.	TT)50110
01154	0634 00 1 01164		SXA	IR1,1	SAVE IR1.	TT)50120
01155	0634 00 2 01165		SXA	IR2,2	SAVE IR2.	TT)50130
01156	-0600 00 0 01171		STQ	MQ	SAVE THE MQ.	TT)50140
01157	0602 00 0 01170		SLW	AC	SAVE THE AC.	TT)50150
01160	0765 00 0 00045		LRS	37	GET S,Q,P BITS.	TT)50160
01161	-0600 00 0 01172		STQ	SVPQ	SAVE.	TT)50170
01162	0604 00 0 01167		STI	SIND	SAVE INDICATORS.	TT)50180
01163	0020 00 4 00001		TRA	1,4	RETURN.	TT)50190
						TT)50200
01164	0 00000 0 00000	IR1	PZE		CONSOLE STORAGE.	TT)50210
01165	0 00000 0 00000	IR2	PZE		..	TT)50220
01166	0 00000 0 00000	IR4	PZE		..	TT)50230
01167	0 00000 0 00000	SIND	PZE		..	TT)50240
01170	0 00000 0 00000	AC	PZE		..	TT)50250
01171	0 00000 0 00000	MQ	PZE		..	TT)50260
01172	0 00000 0 00000	SVPQ	PZE		..	TT)50270
			SPACE	2		TT)50280
					ADDRESS TO OCTAL CONVERTER, DELETE LEADING ZEROES.	TT)50290
						TT)50300
01173	-0763 00 0 00025	OCTADR	LGL	21	WORD IN MQ.	TT)50310
01174	-0754 00 0 00000		PXD	0,0	CLEAR AC.	TT)50320
01175	0634 00 4 01205		SXA	**8,4	SAVE IR4.	TT)50330
01176	0774 00 4 00005		AXT	5,4	SET UP LOOP.	TT)50340
01177	0767 00 0 00003		ALS	3	INSERT 000 BETWEEN GROUPS OF THREE BITS.	TT)50350
01200	-0763 00 0 00003		LGL	3	..	TT)50360
01201	2 00001 4 01177		TIX	*-2,4,1	..	TT)50370
01202	-0130 00 0 00000		XCL		ANSWER IN MQ.	TT)50380
01203	-0154 05 0 01207		CRQ	TABBLK,0,5	DELETE LEADING ZEROES.	TT)50390
01204	-0773 00 0 00006		RQL	6	LAST ZERO.	TT)50400
01205	0774 00 4 00000		AXT	** ,4	RESTORE IR4.	TT)50410
01206	0020 00 4 00001		TRA	1,4	RETURN.	TT)50420
			SPACE	2		TT)50430
					TABLE FOR DELETING LEADING ZEROES.	TT)50440
						TT)50450
01207	600000001207	TABBLK	VFD	06/60,15/0,15/TABBLK		TT)50460
01210	010000001221		VFD	H6/1,15/0,15/TABBLK+10		TT)50470
01211	020000001221		VFD	H6/2,15/0,15/TABBLK+1C		TT)50480

TESTS) FOR CAP, MONITOR FOR CLASS ASSEMBLY PROGRAM.
SECTION 5, SVCON, PMR, OCT, OCTADR, AND TABBLK.

01212	030000001221	VFD	H6/3,15/0,15/TABBLK+10	TT)50490
01213	040000001221	VFD	H6/4,15/0,15/TABBLK+10	TT)50500
01214	050000001221	VFD	H6/5,15/0,15/TABBLK+10	TT)50510
01215	060000001221	VFD	H6/6,15/0,15/TABBLK+10	TT)50520
01216	070000001221	VFD	H6/7,15/0,15/TABBLK+10	TT)50530
01217	100000001221	VFD	H6/8,15/0,15/TABBLK+10	TT)50540
01220	110000001221	VFD	H6/9,15/0,15/TABBLK+10	TT)50550
01221	000000001221	VFD	H6/0,15/0,15/TABBLK+10	TT)50560
01222	010000001221	VFD	H6/1,15/0,15/TABBLK+10	TT)50570
01223	020000001221	VFD	H6/2,15/0,15/TABBLK+10	TT)50580
01224	030000001221	VFD	H6/3,15/0,15/TABBLK+10	TT)50590
01225	040000001221	VFD	H6/4,15/0,15/TABBLK+10	TT)50600
01226	050000001221	VFD	H6/5,15/0,15/TABBLK+10	TT)50610
01227	060000001221	VFD	H6/6,15/0,15/TABBLK+10	TT)50620
01230	070000001221	VFD	H6/7,15/0,15/TABBLK+10	TT)50630
01231	100000001221	VFD	H6/8,15/0,15/TABBLK+10	TT)50640
01232	110000001221	VFD	H6/9,15/0,15/TABBLK+10	TT)50650

SPACE 2
COMPLEMENT ADDRESS TO OCTAL-BCI CONVERTER.

01233	0634 00 4 01256	COMADR SXA	COMRT,4	SAVE IR4.	TT)50660
01234	0774 00 4 01251	AXT	COMSW+1,4	RESET SWITCH.	TT)50670
01235	0634 00 4 01250	SXA	COMSW,4	..	TT)50680
01236	-0130 00 0 00000	XCL		..	TT)50690
01237	-0100 00 0 01242	TNZ	*+3	IF ZERO, SET.	TT)50700
01240	0560 00 0 03157	LDQ	=H -0	..	TT)50710
01241	0020 00 0 01256	TRA	COMRT	AND EXIT.	TT)50720
01242	0737 00 4 00000	PAC	0,4	..	TT)50730
01243	0754 00 4 00000	PXA	0,4	..	TT)50740
01244	-0765 00 0 00017	LGR	15	..	TT)50750
01245	0774 00 4 00005	AXT	5,4	..	TT)50760
01246	0767 00 0 00003	ALS	3	..	TT)50770
01247	-0763 00 0 00003	LGL	3	..	TT)50780
01250	0020 00 0 01251	COMSW TRA	*+1	SWITCH AFTER FIRST NON-ZERO DIGIT.	TT)50790
01251	0100 00 0 01254	TZE	*+3	..	TT)50800
01252	-0501 00 0 03157	ORA	=H -0	..	TT)50810
01253	-0625 00 0 01250	STL	COMSW	SET SWITCH.	TT)50820
01254	2 00001 4 01246	TIX	*-6,4,1	..	TT)50830
01255	-0130 00 0 00000	XCL		..	TT)50840
01256	0774 00 4 00000	COMRT AXT	** ,4	RESTORE IR4.	TT)50850
01257	0020 00 4 00001	TRA	1,4	RETURN.	TT)50860
					TT)50870
					TT)50880
					TT)50890

SPACE 2
FULL WORD BINARY TO OCTAL-BCI CONVERTER.

01260	0634 00 4 01276	OCT SXA	**+14,4	WORD IN MQ.	TT)50900
01261	0774 00 4 00006	AXT	6,4	CONVERT LEFT HALF.	TT)50910
01262	-0754 00 0 00000	PXD	0,0	..	TT)50920
01263	0767 00 0 00003	ALS	3	..	TT)50930
01264	-0763 00 0 00003	LGL	3	..	TT)50940
01265	2 00001 4 01263	TIX	*-2,4,1	..	TT)50950
01266	0602 00 0 01300	SLW	**+10	..	TT)50960
					TT)50970
					TT)50980
					TT)50990

TESTS) FOR CAP, MONITOR FOR CLASS ASSEMBLY PROGRAM.
SECTION 5, SVCON, PMR, OCT, OCTADR, AND TABBLK.

01267	0774 00 4 00006	AXT	6,4	CONVERT RIGHT HALF.	TT)51000
01270	-0754 00 0 00000	PXD	0,0	..	TT)51010
01271	0767 00 0 00003	ALS	3	..	TT)51020
01272	-0763 00 0 00003	LGL	3	..	TT)51030
01273	2 00001 4 01271	TIX	*-2,4,1	..	TT)51040
01274	-0130 00 0 00000	XCL		LOAD COMPLETED WORD.	TT)51050
01275	-0500 00 0 01300	CAL	**+3	..	TT)51060
01276	0774 00 4 00000	AXT	**+,4	RESTORE IR4.	TT)51070
01277	0020 00 4 00001	TRA	1,4	RETURN TO CALLER.	TT)51080
					TT)51090
01300	0 00000 0 00000	PZE		TEMPORARY STORAGE.	TT)51100
	01260	OCT) SYN	OCT	EXTERNAL NAME FOR OCT.	TT)51110

SPACE 2
TABLE FOR DELETING ILLEGAL BCI CHARACTERS.

					TT)51120
					TT)51130
					TT)51140
01301	000000001301	BCDTAB VFD	H6/0,15/0,15/BCDTAB	00	TT)51150
01302	010000001301	VFD	H6/1,15/0,15/BCDTAB	01	TT)51160
01303	020000001301	VFD	H6/2,15/0,15/BCDTAB	02	TT)51170
01304	030000001301	VFD	H6/3,15/0,15/BCDTAB	03	TT)51180
01305	040000001301	VFD	H6/4,15/0,15/BCDTAB	04	TT)51190
01306	050000001301	VFD	H6/5,15/0,15/BCDTAB	05	TT)51200
01307	060000001301	VFD	H6/6,15/0,15/BCDTAB	06	TT)51210
01310	070000001301	VFD	H6/7,15/0,15/BCDTAB	07	TT)51220
01311	100000001301	VFD	H6/8,15/0,15/BCDTAB	10	TT)51230
01312	110000001301	VFD	H6/9,15/0,15/BCDTAB	11	TT)51240
01313	540000001301	VFD	H6/*,15/0,15/BCDTAB	12	TT)51250
01314	130000001301	VFD	H6/+,15/0,15/BCDTAB	13	TT)51260
01315	140000001301	VFD	H6/!,15/0,15/BCDTAB	14	TT)51270
01316	540000001301	VFD	H6/*,15/0,15/BCDTAB	15	TT)51280
01317	540000001301	VFD	H6/*,15/0,15/BCDTAB	16	TT)51290
01320	540000001301	VFD	H6/*,15/0,15/BCDTAB	17	TT)51300
01321	200000001301	VFD	H6/+,15/0,15/BCDTAB	20	TT)51310
01322	210000001301	VFD	H6/A,15/0,15/BCDTAB	21	TT)51320
01323	220000001301	VFD	H6/B,15/0,15/BCDTAB	22	TT)51330
01324	230000001301	VFD	H6/C,15/0,15/BCDTAB	23	TT)51340
01325	240000001301	VFD	H6/D,15/0,15/BCDTAB	24	TT)51350
01326	250000001301	VFD	H6/E,15/0,15/BCDTAB	25	TT)51360
01327	260000001301	VFD	H6/F,15/0,15/BCDTAB	26	TT)51370
01330	270000001301	VFD	H6/G,15/0,15/BCDTAB	27	TT)51380
01331	300000001301	VFD	H6/H,15/0,15/BCDTAB	30	TT)51390
01332	310000001301	VFD	H6/I,15/0,15/BCDTAB	31	TT)51400
01333	540000001301	VFD	H6/*,15/0,15/BCDTAB	32	TT)51410
01334	330000001301	VFD	H6/.,15/0,15/BCDTAB	33	TT)51420
01335	340000001301	VFD	H6/),15/0,15/BCDTAB	34	TT)51430
01336	540000001301	VFD	H6/*,15/0,15/BCDTAB	35	TT)51440
01337	540000001301	VFD	H6/*,15/0,15/BCDTAB	36	TT)51450
01340	540000001301	VFD	H6/*,15/0,15/BCDTAB	37	TT)51460
01341	400000001301	VFD	H6/-,15/0,15/BCDTAB	40	TT)51470
01342	410000001301	VFD	H6/J,15/0,15/BCDTAB	41	TT)51480
01343	420000001301	VFD	H6/K,15/0,15/BCDTAB	42	TT)51490
01344	430000001301	VFD	H6/L,15/0,15/BCDTAB	43	TT)51500
01345	440000001301	VFD	H6/M,15/0,15/BCDTAB	44	TT)51510
01346	450000001301	VFD	H6/N,15/0,15/BCDTAB	45	TT)51520

TESTS) FOR CAP, MONITOR FOR CLASS ASSEMBLY PROGRAM.
SECTION 5, SVCON, PMR, OCT, OCTADR, AND TABBLK.

01347	460000001301	VFD	H6/Q,15/0,15/BCDTAB	46		
01350	470000001301	VFD	H6/P,15/0,15/BCDTAB	47		TT)51530
01351	500000001301	VFD	H6/Q,15/0,15/BCDTAB	50		TT)51540
01352	510000001301	VFD	H6/R,15/0,15/BCDTAB	51		TT)51550
01353	540000001301	VFD	H6/*,15/0,15/BCDTAB	52		TT)51560
01354	530000001301	VFD	H6/\$,15/0,15/BCDTAB	53		TT)51570
01355	540000001301	VFD	H6/*,15/0,15/BCDTAB	54		TT)51580
01356	540000001301	VFD	H6/*,15/0,15/BCDTAB	55		TT)51590
01357	540000001301	VFD	H6/*,15/0,15/BCDTAB	56		TT)51600
01360	540000001301	VFD	H6/*,15/0,15/BCDTAB	57		TT)51610
01361	600000001301	VFD	O6/60,15/0,15/BCDTAB	60	NO BLANKS ALLOWED IN VFD.	TT)51620
01362	610000001301	VFD	H6//,15/0,15/BCDTAB	61		TT)51630
01363	620000001301	VFD	H6/S,15/0,15/BCDTAB	62		TT)51640
01364	630000001301	VFD	H6/T,15/0,15/BCDTAB	63		TT)51650
01365	640000001301	VFD	H6/U,15/0,15/BCDTAB	64		TT)51660
01366	650000001301	VFD	H6/V,15/0,15/BCDTAB	65		TT)51670
01367	660000001301	VFD	H6/W,15/0,15/BCDTAB	66		TT)51680
01370	670000001301	VFD	H6/X,15/0,15/BCDTAB	67		TT)51690
01371	700000001301	VFD	H6/Y,15/0,15/BCDTAB	70		TT)51700
01372	710000001301	VFD	H6/Z,15/0,15/BCDTAB	71		TT)51710
01373	540000001301	VFD	H6/*,15/0,15/BCDTAB	72		TT)51720
01374	730000001301	VFD	O6/73,15/0,15/BCDTAB	73	NO COMMAS ALLOWED IN VFD.	TT)51730
01375	740000001301	VFD	H6/!,15/0,15/BCDTAB	74		TT)51740
01376	540000001301	VFD	H6/*,15/0,15/BCDTAB	75		TT)51750
01377	540000001301	VFD	H6/*,15/0,15/BCDTAB	76		TT)51760
01400	540000001301	VFD	H6/*,15/0,15/BCDTAB	77		TT)51770
						TT)51780

SPACE 2
POST MORTEM SECTION.

01401	0074 00 4 02407	PMR	TSX	WOT,4	COMMENT ERROR IN OBJECT PROGRAM.	TT)51790
01402	0 00007 0 01474		PZE	PROER,0,7	..	TT)51800
01403	0760 00 0 00141		SLN	1	SENSE LIGHTS ON MEANS POST MORTEM.	TT)51810
01404	0760 00 0 00142		SLN	2	..	TT)51820
01405	0760 00 0 00143		SLN	3	..	TT)51830
01406	0760 00 0 00144		SLN	4	..	TT)51840
01407	0074 00 4 00003		TSX	\$PPROG,4	DUMP SYMBOLIC PROGRAM.	TT)51850
01410	0074 00 4 00004		TSX	\$PCT1,4	DUMP COLLATION TAPE.	TT)51860
01411	0074 00 4 01523		TSX	DCON,4	GO TO PRINT CONSOLE.	TT)51870
						TT)51880
						TT)51890
						TT)51900
01412	0774 00 2 00036	SLPM	AXT	NSYM,2	SET UP SYMBOL TABLE SEARCH.	TT)51910
01413	-0500 00 2 03067		CAL	ORIGIN+NSYM,2	GET NEXT ORIGIN.	TT)51920
01414	0621 00 0 01445		STA	COD1	PLACE IN CALLING SEQUENCE.	TT)51930
01415	0402 00 2 03070		SUB	ORIGIN+NSYM+1,2	COUNT IN ADDRESS.	TT)51940
01416	0767 00 0 00022		ALS	18	PLACE IN DECREMENT.	TT)51950
01417	0622 00 0 01445		STD	COD1	PLACE IN CALLING SEQUENCE.	TT)51960
01420	0560 00 2 03031		LDQ	NAME+NSYM,2	GET THE NAME OF THIS PROGRAM.	TT)51970
01421	-0754 00 0 00000		PXD	0,C	SHIFT AND OR TO COMMENT.	TT)51980
01422	-0763 00 0 00022		LGL	18	..	TT)51990
01423	-0501 00 0 03154		ORA	=HOF 000	..	TT)52000
01424	0602 00 0 01505		SLW	PMH+2	..	TT)52010
01425	-0130 00 0 00000		XCL		..	TT)52020
01426	-0501 00 0 03137		ORA	=H000 FO	..	TT)52030
01427	0602 00 0 01506		SLW	PMH+3	..	TT)52040
						TT)52050

TESTS) FOR CAP, MONITOR FOR CLASS ASSEMBLY PROGRAM.
SECTION 5, SVCON, PMR, OCT, OCTADR, AND TABBLK.

01430	0560 00 0	03142	LDQ	=HOOCTAL	ASSUME DOUBLE SPACE FOR HEADING.	TT)52060
01431	0500 00 0	02022	CLA	PMCNT	GET PM LINE COUNT.	TT)52070
01432	0402 00 0	03131	SUB	=5	AT LEAST FIVE LINES LEFT.	TT)52080
01433	0120 00 0	01437	TPL	**+4	IF PLUS, OK, SKIP.	TT)52090
01434	0560 00 0	03145	LDQ	=H1OCTAL	SET TO EJECT PAGE.	TT)52100
01435	0500 00 0	03135	CLA	=59	RESET LINE COUNT.	TT)52110
01436	0020 00 0	01440	TRA	**+2	SKIP ADDITION.	TT)52120
01437	0400 00 0	03130	ADD	=3	NORMALLY TWO LINES FOR HEADING.	TT)52130
01440	0601 00 0	02022	STO	PMCNT	SAVE PM LINE COUNT.	TT)52140
01441	-0600 00 0	01503	STQ	PMH	INSERT CARRAIGE CONTROL.	TT)52150
01442	0074 00 4	02407	TSX	WOT,4	PRINT HEADING.	TT)52160
01443	0 00005 0	01503	PZE	PMH,0,5	..	TT)52170
01444	0074 00 4	01640	TSX	OCTDMP,4	EXIT TO GIVE POST MORTEM.	TT)52180
01445	0 00000 0	00000	COD1 PZE	** ,0,**	..	TT)52190
01446	1 77777 2	01447	TXI	**+1,2,-1	INDEX.	TT)52200
01447	3 00000 2	01413	LSUB TXH	SLPM+1,2,**	COUNT INSERTED BY MAP, NEXT POST MORTEM.	TT)52210
01450	0560 00 0	03142	LDQ	=HOOCTAL	ASSUME DOUBLE SPACE FOR HEADING.	TT)52220
01451	0500 00 0	02022	CLA	PMCNT	GET PM LINE COUNT.	TT)52230
01452	0402 00 0	03131	SUB	=5	AT LEAST FIVE LINES LEFT.	TT)52240
01453	0120 00 0	01457	TPL	**+4	IF PLUS, OK, SKIP.	TT)52250
01454	0560 00 0	03145	LDQ	=H1OCTAL	SET TO EJECT PAGE.	TT)52260
01455	0500 00 0	03135	CLA	=59	RESET LINE COUNT.	TT)52270
01456	0020 00 0	01460	TRA	**+2	SKIP ADDITION.	TT)52280
01457	0400 00 0	03130	ADD	=3	NORMALLY TWO LINES FOR HEADING.	TT)52290
01460	0601 00 0	02022	STO	PMCNT	SAVE PM LINE COUNT.	TT)52300
01461	-0600 00 0	01503	STQ	PMH	INSERT CARRIAGE CONTROL.	TT)52310
01462	0074 00 4	02407	TSX	WOT,4	PRINT HEADING.	TT)52320
01463	0 00007 0	01510	PZE	PMBP,0,7	..	TT)52330
01464	-0500 00 0	00234	CAL	ORG	SET ORIGIN OF ASSEMBLED PROGRAM.	TT)52340
01465	0621 00 0	01467	STA	**+2	..	TT)52350
01466	0074 00 4	01640	TSX	OCTDMP,4	..	TT)52360
01467	0 00400 0	00000	PZE	** ,0,256	..	TT)52370
01470	0074 00 4	02407	TSX	WOT,4	END OF POST MORTEM, COMMENT.	TT)52380
01471	0 00004 0	01517	PZE	ENDPM,0,4	..	TT)52390
01472	0760 00 0	00140	SLF		TURN OFF SL AFTER POST MORTEM.	TT)52400
01473	0020 00 0	00714	TRA	FINIS	RETURN.	TT)52410
01474	004622412523		PROER BCI		7,0OBJECT PROGRAM ERROR, PROGRAM TERMINATED.	TT)52420
01475	636047514627					TT)52430
01476	512144602551					TT)52440
01477	514651736047					
01500	514627512144					
01501	606325514431					
01502	452163252433					TT)52450
01503	004623632143		PMH BCI		5,COCTAL DUMP OF 000000 FOLLOWS.	
01504	602464444760					
01505	462660000000					
01506	000000602646					
01507	434346666233					TT)52460
01510	004623632143		PMBP BCI		7,0OCTAL DUMP OF ASSEMBLED PROGRAM FOLLOWS.	
01511	602464444760					
01512	462660216262					
01513	254422432524					
01514	604751462751					

TESTS) FOR CAP, MONITOR FOR CLASS ASSEMBLY PROGRAM.
SECTION 5, SVCON, PMR, OCT, OCTADR, AND TABBLK.

01515	214460264643										
01516	434666623360										
01517	002545246046	ENDPM BCI	4,0	END OF POST MORTEM.							TT)52470
01520	266047466263										
01521	604446516325										
01522	443360606060										
		SPACE	2								
				USE RESULTS OF SVCON TO DUMP CONSOLE LIGHTS.							TT)52480
01523	0634 00 4 01602	DCON	SXA	DCNX4,4	SAVE IR4.						TT)52490
01524	0560 00 0 01172		LDQ	SVPPQ	S,Q,P.						TT)52500
01525	-0754 00 0 00000		PXD	0,0	CLEAR AC.						TT)52510
01526	-0763 00 0 00001		LGL	1	..						TT)52520
01527	0767 00 0 00013		ALS	11	..						TT)52530
01530	-0763 00 0 00001		LGL	1	..						TT)52540
01531	0767 00 0 00013		ALS	11	..						TT)52550
01532	-0763 00 0 00001		LGL	1	..						TT)52560
01533	-0501 00 0 03155		ORA	=H 0,0,0	PUT IN COMMAS.						TT)52570
01534	0602 00 C 01612		SLW	HEAD02+2	INSERT.						TT)52580
01535	0560 00 0 01170		LDQ	AC	CONVERT AC TO OCTAL.						TT)52590
01536	0074 00 4 01260		TSX	OCT,4	..						TT)52600
01537	0602 00 0 01615		SLW	HEAD03+2	INSERT.						TT)52610
01540	-0600 00 0 01616		STQ	HEAD03+3	..						TT)52620
01541	0560 00 0 01171		LDQ	MQ	CONVERT MQ TO OCTAL.						TT)52630
01542	0074 00 4 01260		TSX	OCT,4	..						TT)52640
01543	0602 00 0 01621		SLW	HEAD04+2	INSERT.						TT)52650
01544	-0600 00 0 01622		STQ	HEAD04+3	..						TT)52660
01545	0560 00 0 01167		LDQ	SIND	CONVERT SI TO OCTAL.						TT)52670
01546	0074 00 4 01260		TSX	OCT,4	..						TT)52680
01547	0602 00 0 01625		SLW	HEAD05+2	INSERT.						TT)52690
01550	-0600 00 0 01626		STQ	HEAD05+3	..						TT)52700
01551	0560 00 0 01164		LDQ	IR1	CONVERT IR1.						TT)52710
01552	0074 00 4 01173		TSX	OCTADR,4	..						TT)52720
01553	-0600 00 0 01631		STQ	HEAD06+2	INSERT.						TT)52730
01554	0560 00 0 01165		LDQ	IR2	CONVERT IR2.						TT)52740
01555	0074 00 4 01173		TSX	OCTADR,4	..						TT)52750
01556	-0600 00 0 01634		STQ	HEAD07+2	..						TT)52760
01557	0560 00 0 01166		LDQ	IR4	CONVERT IR4.						TT)52770
01560	0074 00 4 01173		TSX	OCTADR,4	..						TT)52780
01561	-0600 00 0 01637		STQ	HEAD08+2	INSERT.						TT)52790
01562	0074 00 4 02407		TSX	WOT,4	PRINT CONSOLE.						TT)52800
01563	0 00004 0 01604		PZE	HEAD01,0,4	..						TT)52810
01564	0074 00 4 02407		TSX	WOT,4	..						TT)52820
01565	0 00003 0 01610		PZE	HEAD02,0,3	..						TT)52830
01566	0074 00 4 02407		TSX	WOT,4	..						TT)52840
01567	0 00004 0 01613		PZE	HEAD03,0,4	..						TT)52850
01570	0074 00 4 02407		TSX	WOT,4	..						TT)52860
01571	0 00004 0 01617		PZE	HEAD04,0,4	..						TT)52870
01572	0074 00 4 02407		TSX	WOT,4	..						TT)52880
01573	0 00004 0 01623		PZE	HEAD05,0,4	..						TT)52890
01574	0074 00 4 02407		TSX	WOT,4	..						TT)52900
01575	0 00003 0 01627		PZE	HEAD06,0,3	..						TT)52910
01576	0074 00 4 02407		TSX	WOT,4	..						TT)52920
											TT)52930
											TT)52940

TESTS) FOR CAP, MONITOR FOR CLASS ASSEMBLY PROGRAM.
SECTION 5, SVCON, PMR, OCT, OCTADR, AND TABBLK.

01577	0 00003 0 01632	PZE	HEAD07,0,3	..	TT)52950
01600	0074 00 4 02407	TSX	WOT,4	..	TT)52960
01601	0 00003 0 01635	PZE	HEAD08,0,3	..	TT)52970
01602	0774 00 4 00000	CCNX4 AXT	** ,4	RESTORE IR4.	TT)52980
01603	0020 00 4 00001	TRA	1,4	RETURN.	TT)52990
					TT)53000
					TT)53010
C1604	014746626360	HEAD01 BCI	4,1	POST MORTEM OF CONSOLE.	
01605	444651632544				
01606	604626602346				
01607	456246432533				TT)53020
01610	006060606060	HEAD02 BCI	3,0	S,Q,P= 0,0,0	
01611	627350734713				
01612	600073007300				TT)53030
01613	006060606060	HEAD03 BCI	4,C	AC = 000000000000	
01614	212360136060				
01615	000000000000				
01616	000000000000	HEAD04 BCI	4,0	MQ = 000000000000	TT)53040
01617	006060606060				
01620	445060136060				
01621	000000000000				
01622	000000000000				
01623	006060606060	HEAD05 BCI	4,0	SI = 000000000000	TT)53050
01624	623160136060				
01625	000000000000				
01626	000000000000				
01627	006060606060	HEAD06 BCI	3,0	IR1= 000000	TT)53060
01630	315101136060				
01631	000000000000				
01632	006060606060	HEAD07 BCI	3,0	IR2= 000000	TT)53070
01633	315102136060				
01634	000000000000				
01635	006060606060	HEAD08 BCI	3,0	IR4= 000000	TT)53080
01636	315104136060				
01637	000000000000				
					TT)53090
		SPACE	2	OCTDMP, OCTAL DUMP WITH MNEMONICS.	TT)53100
					TT)53110
					TT)53120
01640	0634 00 4 02016	OCTDMP SXA	DX4,4	SAVE IRS.	TT)53130
01641	0634 00 2 02017	SXA	DX2,2	..	TT)53140
01642	0634 00 1 02020	SXA	DX1,1	..	TT)53150
01643	-0500 00 4 00001	CAL	1,4	GET CALLING SEQUENCE.	TT)53160
01644	-0734 00 1 00000	PDX	0,1	COUNT TO IR1.	TT)53170
01645	0621 00 0 02023	STA	ILC	FIRST LOCATION.	TT)53180
01646	0771 00 0 00022	ARS	18	FIRST + N = LAST.	TT)53190
01647	0361 00 4 00001	ACL	1,4	COMPUTE END ADDRESS.	TT)53200
01650	0621 00 0 01660	STA	LOOP1	SET UP LOOP.	TT)53210
01651	0621 00 0 01664	STA	LOOP1+4	..	TT)53220
01652	0621 00 0 01742	STA	REG+2	..	TT)53230
01653	0560 00 0 02023	ADR LDQ	ILC	GET ILC AND CONVERT.	TT)53240
01654	0074 00 4 01173	TSX	OCTADR,4	..	TT)53250
01655	-0773 00 0 00006	RQL	6	PUT BLANK AT END.	TT)53260
01656	-0600 00 0 02746	STQ	OUT+1	INSERT.	TT)53270
01657	0774 00 2 00022	LOOP2 AXT	18,2	SET WORD COUNT.	

TESTS) FOR CAP, MONITOR FOR CLASS ASSEMBLY PROGRAM.
SECTION 5, SVCON, PMR, OCT, OCTADR, AND TABBLK.

01660	-0500	00	1	00000	LOOP1	CAL	** ,1	GET WORD.	TT)53280
01661	-3	00017	2	01740		TXL	REG,2,15	IF FIRST WORD, CHECK FOR REPEATS.	TT)53290
01662	0602	00	0	02024		SLW	LWORD	SAVE WORD.	TT)53300
01663	0774	00	4	00000		AXT	0,4	SET IR4.	TT)53310
01664	-0340	00	1	00000		LAS	** ,1	CHECK FOR REPEATS.	TT)53320
01665	0020	00	0	01672		TRA	** +5	NOT SAME, EXIT.	TT)53330
01666	1	00001	4	01670		TXI	** +2,4,1	SAME, INDEX.	TT)53340
01667	0020	00	0	01672		TRA	** +3	NOT SAME, EXIT.	TT)53350
01670	2	00001	1	01664		TIX	** -4,1,1	INDEX AND TRY NEXT WORD.	TT)53360
01671	1	77777	4	01672		TXI	** +1,4,-1	LAST WORD, INDEX FOR LINE AT BOTTOM.	TT)53370
01672	3	00022	4	01675		TXH	** +3,4,18	IF MORE THAN 18 REPEATS, COMMENT.	TT)53380
01673	-0634	00	4	01674		SXD	** +1,4	LESS THAN SIX, RETURN TO NORMAL.	TT)53390
01674	1	00000	1	01740		TXI	REG,1,**	..	TT)53400
01675	0634	00	4	02025		SXA	NREP,4	MORE THAN SIX, CONVERT NUMBER.	TT)53410
01676	0560	00	0	02025		LDQ	NREP	PLACE IN MQ.	TT)53420
01677	0600	00	0	02026		STZ	DNREP	CLEAR DECIMAL NREP.	TT)53430
01700	0774	00	4	00036		AXT	30,4	SET CONVERSION LOOP.	TT)53440
01701	-0754	00	0	00000		PXD	0,0	CLEAR AC.	TT)53450
01702	0221	00	0	03133		DVP	=10	MOD TEN.	TT)53460
01703	0767	00	4	00036		ALS	30,4	SHIFT TO POSITION.	TT)53470
01704	-0602	00	0	02026		ORS	DNREP	INSERT.	TT)53480
01705	2	00006	4	01701		TIX	** -4,4,6	INDEX.	TT)53490
01706	0560	00	0	02026		LDQ	DNREP	DELETE LEADING ZEROES.	TT)53500
01707	-0154	06	0	01207		CRQ	TABBLK,0,6	..	TT)53510
01710	-0600	00	0	02037		STQ	WREP+8	PLACE IN COMMENT.	TT)53520
01711	-0500	00	0	02024		CAL	LWORD	CONVERT WORD.	TT)53530
01712	0074	00	4	02047		TSX	(OPCD),4	..	TT)53540
01713	0602	00	0	02043		SLW	WREP+12	..	TT)53550
01714	0560	00	0	02024		LDQ	LWORD	..	TT)53560
01715	0074	00	4	01260		TSX	OCT,4	..	TT)53570
01716	0602	00	0	02044		SLW	WREP+13	..	TT)53580
01717	-0600	00	0	02045		STQ	WREP+14	..	TT)53590
01720	0560	00	0	03143		LDQ	=HC	ASSUME DOUBLE SPACE FOR COMMENT.	TT)53600
01721	0500	00	0	02022		CLA	PMCNT	GET POST MORTEM LINE COUNT.	TT)53610
01722	0402	00	0	03130		SUB	=3	REPEAT COMMENT TAKES THREE LINES.	TT)53620
01723	0120	00	0	01726		TPL	** +3	SKIP IF IT FITS.	TT)53630
01724	0560	00	0	03146		LDQ	=H1	SET TO EJECT PAGE.	TT)53640
01725	0500	00	0	03134		CLA	=58	RESET PM LINE COUNT.	TT)53650
01726	0601	00	0	02022		STO	PMCNT	SAVE LINE COUNT.	TT)53660
01727	-0600	00	0	02027		STQ	WREP	INSERT CARRIAGE CONTROL.	TT)53670
01730	0074	00	4	02407		TSX	WOT,4	WOT REPEATS.	TT)53680
01731	0	00020	0	02027		PZE	WREP,0,16	..	TT)53690
01732	0074	00	4	02407		TSX	WOT,4	..	TT)53700
01733	0	00001	0	03160		PZE	=H ,0,1	..	TT)53710
01734	-0500	00	0	02023		CAL	ILC	INCREMENT ILC BY NREP.	TT)53720
01735	0361	00	0	02025		ACL	NREP	..	TT)53730
01736	0621	00	0	02023		STA	ILC	..	TT)53740
01737	0020	00	0	01653		TRA	ADR	RETURN TO CONTROL LOOP.	TT)53750
01740	0074	00	4	02047	REG	TSX	(OPCD),4	NORMAL PATH, CONVERT WORD.	TT)53760
01741	0602	00	2	02771		SLW	OUT+20,2	..	TT)53770
01742	0560	00	1	00000		LDQ	** ,1	CONVERT TO OCTAL.	TT)53780
01743	0074	00	4	01260		TSX	OCT,4	..	TT)53790
01744	0602	00	2	02772		SLW	OUT+21,2	INSERT.	TT)53800
01745	-0600	00	2	02773		STQ	OUT+22,2	..	TT)53810
									TT)53820

TESTS) FOR CAP, MONITOR FOR CLASS ASSEMBLY PROGRAM.
SECTION 5, SVCON, PMR, OCT, OCTADR, AND TABBLK.

01746	-2	00001	1	01776		TNX	FIN,1,1	COUNT WORDS CONVERTED.	TT)53830
01747	2	00003	2	01660		TIX	LOOP1,2,3	COUNT WORDS THIS LINE.	TT)53840
									TT)53850
01750	0560	00	0	03160	PPM	LDQ	=H	ASSUME SINGLE SPACE FOR THIS LINE.	TT)53860
01751	0500	00	0	02022		CLM	PMCNT	GET LINE COUNT.	TT)53870
01752	0402	00	0	03126		SUB	=1	COUNT 1 LINE.	TT)53880
01753	0120	00	0	01756		TPL	**+3	SKIP IF IT FITS.	TT)53890
01754	0560	00	0	03146		LDQ	=H1	SET TO EJECT.	TT)53900
01755	0500	00	0	03135		CLM	=59	SET LINE COUNT.	TT)53910
01756	0601	00	0	02022		STO	PMCNT	SAVE LINE COUNT.	TT)53920
01757	-0600	00	0	02745		STQ	OUT	SET CARRIAGE CONTROL.	TT)53930
01760	0074	00	4	02407		TSX	WOT,4	PRINT THIS LINE.	TT)53940
01761	0	00024	0	02745		PZE	OUT,0,20	..	TT)53950
01762	-0500	00	0	02746		CAL	OUT+1	UPDATE WORD COUNT.	TT)53960
01763	-0320	00	0	03150		ANA	=0070707070777	..	TT)53970
01764	0361	00	0	03144		ACL	=00070707C7600	..	TT)53980
01765	-0320	00	0	03150		ANA	=0070707070777	..	TT)53990
01766	-0130	00	0	00000		XCL		..	TT)54000
01767	-0154	04	0	01207		CRQ	TABBLK,0,4	REMOVE LEADING ZEROES.	TT)54010
01770	-0773	00	0	00014		RQL	12	BACK TO PROPER POSITION.	TT)54020
01771	-0600	00	0	02746		STQ	OUT+1	INSERT.	TT)54030
01772	-0500	00	0	02023		CAL	ILC	UPDATE ILC.	TT)54040
01773	0361	00	0	03132		ACL	=6	..	TT)54050
01774	0621	00	0	02023		STA	ILC	..	TT)54060
01775	0020	00	0	01657		TRA	LOOP2	..	TT)54070
01776	-2	00003	2	02004	FIN	TNX	**+6,2,3	IF LINE NOT FULL,	TT)54080
01777	-0500	00	0	03160		CAL	=H	FILL IN LINE WITH BLANKS.	TT)54090
02000	0602	00	2	02771		SLW	OUT+20,2	..	TT)54100
02001	0602	00	2	02772		SLW	OUT+21,2	..	TT)54110
02002	0602	00	2	02773		SLW	OUT+22,2	..	TT)54120
02003	2	00003	2	02000		TIX	**+3,2,3	INDEX.	TT)54130
02004	0560	00	0	03160		LDQ	=H	ASSUME SINGLE SPACE FOR LAST LINE.	TT)54140
02005	0500	00	0	02022		CLM	PMCNT	GET LINE COUNT.	TT)54150
02006	0402	00	0	03126		SUB	=1	COUNT 1 LINE.	TT)54160
02007	0120	00	0	02012		TPL	**+3	SKIP IF IT FITS.	TT)54170
02010	0560	00	0	03146		LDQ	=H1	SET TO EJECT.	TT)54180
02011	0500	00	0	03135		CLM	=59	SET LINE COUNT.	TT)54190
02012	0601	00	0	02022		STO	PMCNT	SAVE LINE COUNT.	TT)54200
02013	-0600	00	0	02745		STQ	OUT	SET CARRIAGE CONTROL.	TT)54210
02014	0074	00	4	02407		TSX	WOT,4	PRINT LAST LINE.	TT)54220
02015	0	00024	0	02745		PZE	OUT,0,20	..	TT)54230
02016	0774	00	4	00000	DX4	AXT	**+4	RESTORE IRS.	TT)54240
02017	0774	00	2	00000	CX2	AXT	**+2	..	TT)54250
02020	0774	00	1	00000	CX1	AXT	**+1	..	TT)54260
02021	0020	00	4	00002		TRA	2,4	RETURN.	TT)54270
									TT)54280
02022	0	00000	0	00055	PMCNT	PZE	45	STORAGE FOR LINE COUNT.	TT)54290
02023	0	00000	0	00000	ILC	PZE		POST MORTEM STORAGE.	TT)54300
02024	0	00000	0	00000	LWORD	PZE		..	TT)54310
02025	0	00000	0	00000	NREP	PZE		..	TT)54320
02026	0	00000	0	00000	CNREP	PZE		..	TT)54330
02027	006060	606060			WREP	BCI	9,0	.. FOLLOWING 0000	TT)54340
02030	606060	606060							
02031	606060	606060							
02032	606060	606060							

TESTS) FOR CAP, MONITOR FOR CLASS ASSEMBLY PROGRAM.
SECTION 5, SVCON, PMR, OCT, OCTADR, AND TABBLK.

02033	606060606060						
02034	606060606060						
02035	333360264643						
02036	434666314527						
02037	600000000000						
02040	602325434362	BCI		7, CELLS ALL CONTAIN 0000000000000000 ..			TT)54350
02041	602143436023						
02042	464563213145						
02043	600000000000						
02044	000000000000						
02045	000000000000						
02046	603333606060						
		SPACE	2	(OPCD), FIND MNEMONIC OPERATION CODE.			TT)54360
							TT)54370
							TT)54380
02047	0634 00 2 02131	(OPCD) SXA	AR2,2	SAVE IR2.			TT)54390
02050	0634 00 1 02132	SXA	AR1,1	SAVE IR1.			TT)54400
02051	0774 00 1 00000	AXT	0,1	SET IR1.			TT)54410
02052	-0320 00 0 03165	ANA	=0777700000000	MASK OPCD.			TT)54420
02053	0100 00 0 02125	TZE	OPFND	HTR EXIT.			TT)54430
02054	0602 00 0 02135	SLW	OPBIN	SAVE OPCD.			TT)54440
02055	0630 00 0 02134	STP	PRE	SAVE PREFIX.			TT)54450
02056	0520 00 0 02134	ZET	PRE	IF NON-ZERO, TYPE A.			TT)54460
02057	0020 00 0 02117	TRA	TYPEA	..			TT)54470
02060	0534 00 2 02406	LXA	SIZE,2	SET IR2.			TT)54480
02061	0020 00 2 02116	TRA	LOWER,2	BEGIN SEARCH.			TT)54490
							TT)54500
02062	-3 77540 1 02066	SRCH1 TXL	SRCH2,1,-NUM	CHECK RANGE.			TT)54510
02063	-0500 00 1 02146	CAL	TABL,1	GET TABLE ENTRY.			TT)54520
02064	-0320 00 0 03165	ANA	=0777700000000	MASK OPCD.			TT)54530
02065	-0340 00 0 02135	LAS	OPBIN	COMPARE WITH OPBIN.			TT)54540
02066	1 77776 2 02115	SRCH2 TXI	RAISE,2,-2	BIGGER, GO TO RAISE INDEX.			TT)54550
02067	0020 00 0 02125	TRA	OPFND	FOUND, EXIT WITH INDEX.			TT)54560
02070	1 77776 2 02116	TXI	LOWER,2,-2	SMALLER, GO TO LOWER INDEX.			TT)54570
02071	1 00400 1 02062	TXI	SRCH1,1,+256	TABLE, POWER OF TWO INCREMENTS.			TT)54580
02072	1 77400 1 02062	TXI	SRCH1,1,-256	..			TT)54590
02073	1 00200 1 02062	TXI	SRCH1,1,+128	..			TT)54600
02074	1 77600 1 02062	TXI	SRCH1,1,-128	..			TT)54610
02075	1 00100 1 02062	TXI	SRCH1,1,+64	..			TT)54620
02076	1 77700 1 02062	TXI	SRCH1,1,-64	..			TT)54630
02077	1 00040 1 02062	TXI	SRCH1,1,+32	..			TT)54640
02100	1 77740 1 02062	TXI	SRCH1,1,-32	..			TT)54650
02101	1 00020 1 02062	TXI	SRCH1,1,+16	..			TT)54660
02102	1 77760 1 02062	TXI	SRCH1,1,-16	..			TT)54670
02103	1 00010 1 02062	TXI	SRCH1,1,+8	..			TT)54680
02104	1 77770 1 02062	TXI	SRCH1,1,-8	..			TT)54690
02105	1 00004 1 02062	TXI	SRCH1,1,+4	..			TT)54700
02106	1 77774 1 02062	TXI	SRCH1,1,-4	..			TT)54710
02107	1 00002 1 02062	TXI	SRCH1,1,+2	..			TT)54720
02110	1 77776 1 02062	TXI	SRCH1,1,-2	..			TT)54730
02111	1 00001 1 02062	TXI	SRCH1,1,+1	..			TT)54740
02112	1 77777 1 02062	TXI	SRCH1,1,-1	..			TT)54750
02113	0020 00 0 02117	TRA	TYPEA	NOT FOUND, TYPE A.			TT)54760

TESTS) FOR CAP, MONITOR FOR CLASS ASSEMBLY PROGRAM.
SECTION 5, SVCON, PMR, OCT, OCTADR, AND TABBLK.

02114	0020	00	0	02117	TRA	TYPEA	..	TT)54770
02115	0522	00	2	02115	RAISE XEC	*,2	RAISE INDEX.	TT)54780
02116	0522	00	2	02116	LOWER XEC	*,2	LOWER INDEX.	TT)54790
								TT)54800
02117	0560	00	0	02135	TYPEA LDQ	OPBIN	TYPE A, PICKUP MNEMONIC.	TT)54810
02120	-0754	00	0	00000	PXD	0,C	..	TT)54820
02121	-0763	00	0	00003	LGL	3	..	TT)54830
02122	0734	00	1	00000	PAX	0,1	..	TT)54840
02123	-0500	00	1	02145	CAL	LSTA+7,1	PICKUP MNEMONIC.	TT)54850
02124	0020	00	0	02131	TRA	AR2	GO TO EXIT.	TT)54860
								TT)54870
02125	-0500	00	1	02146	OPFND CAL	TABL,1	OPERATION FOUND, PICKUP WORD.	TT)54880
02126	-0320	00	0	03140	ANA	=0000000777777	MASK OUT JUNK.	TT)54890
02127	0767	00	0	00006	ALS	6	SHIFT LEFT ONE CHARACTER.	TT)54900
02130	-0501	00	0	03156	ORA	=H 0C0	INSERT BLANKS.	TT)54910
02131	0774	00	2	00000	AR2 AXT	**,2	RESTORE IRS.	TT)54920
02132	0774	00	1	00000	AR1 AXT	**,1	..	TT)54930
02133	0020	00	4	00001	TRA	1,4	RETURN TO CALLER.	TT)54940
								TT)54950
02134	0	00000	0	00000	PRE PZE		PREFIX STORAGE FOR TYPE A TEST.	TT)54960
02135	0	00000	0	00000	OPBIN PZE		STORAGE FOR BINARY OPCD.	TT)54970
					SPACE	2		TT)54980
						TABLES FOR (OPCD).		TT)54990
								TT)55000
02136	606063674360				LSTA BCI	1, TXL		TT)55010
02137	606063456760				BCI	1, TNX		TT)55020
02140	606062635160				BCI	1, STR		TT)55030
02141	606044712560				BCI	1, MZE		TT)55040
02142	606063673060				BCI	1, TXH		TT)55050
02143	606063316760				BCI	1, TIX		TT)55060
02144	606063673160				BCI	1, TXI		TT)55070
02145	606047712560				BCI	1, PZE		TT)55080
								TT)55090
02146	000000306351				TABL VFD	012/0000,H24/OHTR	HTR	TT)55100
02147	002000635121				VFD	012/0020,H24/OTRA	TRA	TT)55110
02150	002100636351				VFD	012/0021,H24/OTTR	TTR	TT)55120
02151	002200635123				VFD	012/0022,H24/OTRC	TRCA	TT)55130
02152	002400635123				VFD	012/0024,H24/OTRC	TRCC	TT)55140
02153	003000632526				VFD	012/0030,H24/OTEF	TEFA	TT)55150
02154	003100632526				VFD	012/0031,H24/OTEF	TEFC	TT)55160
02155	004000634350				VFD	012/0040,H24/OTLQ	TLQ	TT)55170
02156	004100313121				VFD	012/0041,H24/OIIA	IIA	TT)55180
02157	004200633146				VFD	012/0042,H24/OTIO	TIO	TT)55190
02160	004300462131				VFD	012/0043,H24/OOAI	OAI	TT)55200
02161	004400472131				VFD	012/0044,H24/OPAI	PAI	TT)55210
02162	004600633126				VFD	012/0046,H24/OTIF	TIF	TT)55220
02163	005100313151				VFD	012/0051,H24/OIIR	IIR	TT)55230
02164	005400512663				VFD	012/0054,H24/ORFT	RFT	TT)55240
02165	005500623151				VFD	012/0055,H24/OSIR	SIR	TT)55250
02166	005600514563				VFD	012/0056,H24/ORNT	RNT	TT)55260
02167	005700513151				VFD	012/0057,H24/ORIR	RIR	TT)55270
02170	006000632346				VFD	012/0060,H24/OTCO	TCOA	TT)55280
02171	006100632346				VFD	012/0061,H24/OTCO	TCOB	TT)55290

TESTS) FOR CAP, MONITOR FOR CLASS ASSEMBLY PROGRAM.
SECTION 5, SVCON, PMR, OCT, OCTADR, AND TABBLK.

02172	006200632346	VFD	012/0062,H24/OTCO	TCOC	TT)55300
02173	006300632346	VFD	012/0063,H24/OTCO	TCOD	TT)55310
02174	007400636267	VFD	012/0074,H24/OTSX	TSX	TT)55320
02175	010000637125	VFD	012/0100,H24/OTZE	TZE	TT)55330
02176	011400236551	VFD	012/0114,H24/OCVR	CVR	TT)55340
02177	012000634743	VFD	012/0120,H24/OTPL	TPL	TT)55350
02200	013100672321	VFD	012/0131,H24/OXCA	XCA	TT)55360
02201	014000634665	VFD	012/0140,H24/OTOV	TOV	TT)55370
02202	016100635046	VFD	012/0161,H24/OTQO	TQO	TT)55380
02203	016200635047	VFD	012/0162,H24/OTQP	TQP	TT)55390
02204	020000444770	VFD	012/0200,H24/OMPY	MPY	TT)55400
02205	020400654344	VFD	012/0204,H24/OVLM	VLM	TT)55410
02206	022000246530	VFD	012/0220,H24/ODVH	DVH	TT)55420
02207	022100246547	VFD	012/0221,H24/ODVP	DVP	TT)55430
02210	022400652430	VFD	012/0224,H24/OVDH	VDH	TT)55440
02211	022500652447	VFD	012/0225,H24/OVDP	VDP	TT)55450
02212	024000262430	VFD	012/0240,H24/OFDH	FDH	TT)55460
02213	024100262447	VFD	012/0241,H24/OFDP	FDP	TT)55470
02214	026000264447	VFD	012/0260,H24/OFMP	FMP	TT)55480
02215	030000262124	VFD	012/0300,H24/OFAD	FAD	TT)55490
02216	030200266222	VFD	012/0302,H24/OFSB	FSB	TT)55500
02217	030400262144	VFD	012/0304,H24/OFAM	FAM	TT)55510
02220	030600266244	VFD	012/0306,H24/OFSM	FSM	TT)55520
02221	032000214562	VFD	012/0320,H24/OANS	ANS	TT)55530
02222	032200255121	VFD	012/0322,H24/OERA	ERA	TT)55540
02223	034000232162	VFD	012/0340,H24/OCAS	CAS	TT)55550
02224	036100212343	VFD	012/0361,H24/OACL	ACL	TT)55560
02225	040000212424	VFD	012/0400,H24/OADD	ADD	TT)55570
02226	040100212444	VFD	012/0401,H24/OADM	ADM	TT)55580
02227	040200626422	VFD	012/0402,H24/OSUB	SUB	TT)55590
02230	042000304751	VFD	012/0420,H24/OHPR	HPR	TT)55600
02231	044000313162	VFD	012/0440,H24/OIIS	IIS	TT)55610
02232	044100432431	VFD	012/0441,H24/OLDI	LDI	TT)55620
02233	044200466231	VFD	012/0442,H24/OOSI	OSI	TT)55630
02234	044400462663	VFD	012/0444,H24/OOFT	OFT	TT)55640
02235	044500513162	VFD	012/0445,H24/ORIS	RIS	TT)55650
02236	044600464563	VFD	012/0446,H24/OONT	ONT	TT)55660
02237	046000432421	VFD	012/0460,H24/OLDA	LDA	TT)55670
02240	050000234321	VFD	012/0500,H24/OCLA	CLA	TT)55680
02241	050200234362	VFD	012/0502,H24/OCLS	CLS	TT)55690
02242	052000712563	VFD	012/0520,H24/OZET	ZET	TT)55700
02243	052200672523	VFD	012/0522,H24/OXEC	XEC	TT)55710
02244	053400436721	VFD	012/0534,H24/OLXA	LXA	TT)55720
02245	053500432123	VFD	012/0535,H24/OLAC	LAC	TT)55730
02246	054000512330	VFD	012/0540,H24/ORCH	RCHA	TT)55740
02247	054100512330	VFD	012/0541,H24/ORCH	RCHC	TT)55750
02250	054400432330	VFD	012/0544,H24/OLCH	LCHA	TT)55760
02251	054500432330	VFD	012/0545,H24/OLCH	LCHC	TT)55770
02252	056000432450	VFD	012/0560,H24/OLDQ	LDQ	TT)55780
02253	056200435131	VFD	012/0562,H24/OLRI	LRI	TT)55790
02254	056400254522	VFD	012/0564,H24/OENB	ENB	TT)55800
02255	060000626371	VFD	012/0600,H24/OSTZ	STZ	TT)55810
02256	060100626346	VFD	012/0601,H24/OSTO	STO	TT)55820
02257	060200624366	VFD	012/0602,H24/OSLW	SLW	TT)55830
02260	060400626331	VFD	012/0604,H24/OSTI	STI	TT)55840

TESTS) FOR CAP, MONITOR FOR CLASS ASSEMBLY PROGRAM.
SECTION 5, SVCON, PMR, OCT, OCTADR, AND TABBLK.

02261	062100626321	VFD	012/0621,H24/OSTA	STA	TT)55850
02262	062200626324	VFD	012/0622,H24/OSTD	STD	TT)55860
02263	062500626363	VFD	012/0625,H24/OSTT	STT	TT)55870
02264	063000626347	VFD	012/0630,H24/OSTP	STP	TT)55880
02265	063400626721	VFD	012/0634,H24/OSXA	SXA	TT)55890
02266	064000622330	VFD	012/0640,H24/OSCH	SCHA	TT)55900
02267	064100622330	VFD	012/0641,H24/OSCH	SCHA	TT)55910
02270	070000234770	VFD	012/0700,H24/OCPY	CPY	TT)55920
02271	073400472167	VFD	012/0734,H24/OPAX	PAX	TT)55930
02272	073700472123	VFD	012/0737,H24/OPAC	PAC	TT)55940
02273	075400476721	VFD	012/0754,H24/OPXA	PXA	TT)55950
02274	076000476225	VFD	012/0760,H24/OPSE	PSE	TT)55960
02275	076100454647	VFD	012/0761,H24/ONOP	NOP	TT)55970
02276	076200512462	VFD	012/0762,H24/ORDS	RDS	TT)55980
02277	076300434362	VFD	012/0763,H24/OLLS	LLS	TT)55990
02300	076400226251	VFD	012/0764,H24/OBSR	BSR	TT)56000
02301	076500435162	VFD	012/0765,H24/OLRS	LRS	TT)56010
02302	076600665162	VFD	012/0766,H24/OWRS	WRS	TT)56020
02303	076700214362	VFD	012/0767,H24/OALS	ALS	TT)56030
02304	077000662526	VFD	012/0770,H24/OWEF	WEF	TT)56040
02305	077100215162	VFD	012/0771,H24/OARS	ARS	TT)56050
02306	077200512566	VFD	012/0772,H24/OREW	REW	TT)56060
02307	077400216763	VFD	012/0774,H24/OAXT	AXT	TT)56070
02310	077600622445	VFD	012/0776,H24/OSDN	SDN	TT)56080
02311	402100254563	VFD	012/4021,H24/OENT	ESNT	TT)56090
02312	402200635123	VFD	012/4022,H24/OTRC	TRCB	TT)56100
02313	402400635123	VFD	012/4024,H24/OTRC	TRCD	TT)56110
02314	403000632526	VFD	012/4030,H24/OTEF	TEFB	TT)56120
02315	403100632526	VFD	012/4031,H24/OTEF	TEFD	TT)56130
02316	404200513121	VFD	012/4042,H24/ORIA	RIA	TT)56140
02317	404600473121	VFD	012/4046,H24/OPIA	PIA	TT)56150
02320	405100313143	VFD	012/4051,H24/OIIL	IIL	TT)56160
02321	405400432663	VFD	012/4054,H24/OLFT	LFT	TT)56170
02322	405500623143	VFD	012/4055,H24/OSIL	SIL	TT)56180
02323	405600434563	VFD	012/4056,H24/OLNT	LNT	TT)56190
02324	405700513143	VFD	012/4057,H24/ORIL	RIL	TT)56200
02325	406000632345	VFD	012/4060,H24/OTCN	TCNA	TT)56210
02326	406100632345	VFD	012/4061,H24/OTCN	TCNB	TT)56220
02327	406200632345	VFD	012/4062,H24/OTCN	TCNC	TT)56230
02330	406300632345	VFD	012/4063,H24/OTCN	TCND	TT)56240
02331	410000634571	VFD	012/4100,H24/OTNZ	TNZ	TT)56250
02332	411400232150	VFD	012/4114,H24/OCAQ	CAQ	TT)56260
02333	412000634431	VFD	012/4120,H24/OTMI	TMI	TT)56270
02334	413000672343	VFD	012/4130,H24/OXCL	XCL	TT)56280
02335	414000634546	VFD	012/4140,H24/OTNO	TNO	TT)56290
02336	415400235150	VFD	012/4154,H24/OCRQ	CRQ	TT)56300
02337	420000444751	VFD	012/4200,H24/OMPR	MPR	TT)56310
02340	426000642644	VFD	012/4260,H24/OUFM	UFM	TT)56320
02341	430000642621	VFD	012/4300,H24/OUFA	UFA	TT)56330
02342	430200642662	VFD	012/4302,H24/OUFS	UFS	TT)56340
02343	430400642144	VFD	012/4304,H24/OUAM	UAM	TT)56350
02344	430600646244	VFD	012/4306,H24/OUSM	USM	TT)56360
02345	432000214521	VFD	012/4320,H24/OANA	ANA	TT)56370
02346	434000432162	VFD	012/4340,H24/OLAS	LAS	TT)56380
02347	440000622244	VFD	012/4400,H24/OSBM	SBM	TT)56390

TESTS) FOR CAP, MONITOR FOR CLASS ASSEMBLY PROGRAM.
SECTION 5, SVCON, PMR, OCT, OCTADR, AND TABBLK.

02350	450000232143	VFD	012/4500,H24/OCAL	CAL	TT)56400	
02351	450100465121	VFD	012/4501,H24/OORA	ORA	TT)56410	
02352	452000457163	VFD	012/4520,H24/ONZT	NZT	TT)56420	
02353	453400436724	VFD	012/4534,H24/OLXD	LXD	TT)56430	
02354	453500432423	VFD	012/4535,H24/OLDC	LCC	TT)56440	
02355	454000512330	VFD	012/4540,H24/ORCH	RCHB	TT)56450	
02356	454100512330	VFD	012/4541,H24/ORCH	RCHD	TT)56460	
02357	454400432330	VFD	012/4544,H24/OLCH	LCHB	TT)56470	
02360	454500432330	VFD	012/4545,H24/OLCH	LCHD	TT)56480	
02361	456400434731	VFD	012/4564,H24/OLPI	LPI	TT)56490	
02362	460000626350	VFD	012/4600,H24/OSTQ	STQ	TT)56500	
02363	460100625131	VFD	012/4601,H24/OSRI	SRI	TT)56510	
02364	460200465162	VFD	012/4602,H24/OORS	ORS	TT)56520	
02365	460400624731	VFD	012/4604,H24/OSPI	SPI	TT)56530	
02366	462000624350	VFD	012/4620,H24/OSLQ	SLQ	TT)56540	
02367	462500626343	VFD	012/4625,H24/OSTL	STL	TT)56550	
02370	463400626724	VFD	012/4634,H24/OSXD	SXD	TT)56560	
02371	464000622330	VFD	012/4640,H24/OSCH	SCHB	TT)56570	
02372	464100622330	VFD	012/4641,H24/OSCH	SCHD	TT)56580	
02373	470000232124	VFD	012/4700,H24/OCAD	CAD	TT)56590	
02374	473400472467	VFD	012/4734,H24/OPDX	PDX	TT)56600	
02375	473700472423	VFD	012/4737,H24/OPDC	PDC	TT)56610	
02376	475400476724	VFD	012/4754,H24/OPXD	PXD	TT)56620	
02377	476000446225	VFD	012/4760,H24/OMSE	MSE	TT)56630	
02400	476300432743	VFD	012/4763,H24/OLGL	LGL	TT)56640	
02401	476400226226	VFD	012/4764,H24/OBSF	BSF	TT)56650	
02402	476500432751	VFD	012/4765,H24/OLGR	LGR	TT)56660	
02403	477200516445	VFD	012/4772,H24/ORUN	RUN	TT)56670	
02404	477300515043	VFD	012/4773,H24/ORQL	RQL	TT)56680	
02405	477400216723	VFD	012/4774,H24/OAXC	AXC	TT)56690	
02406		ENTBL	BSS	0	TT)56700	
02406	0 77540 0 00022	SIZE	PZE	18,,-NUM	TT)56710	
		NB	ADDRESS OF SIZE IS (2*E+2),WHERE E IS A NUMBER SUCH THAT (2**E).GE.(NUMBER OF ENTRIES IN TABLE).G.(2**(E-1))			TT)56730
			DECREMENT OF SIZE IS COMPLEMENT OF TABLE LENGTH.			TT)56740
		00240	NUM	EQU	ENTBL-TABL	TT)56750
					NUMBER IN OP TABLE.	TT)56760
						TT)56770

TESTS) FOR CAP, MONITOR FOR CLASS ASSEMBLY PROGRAM.
SECTION 6, INPUT/OUTPUT SUBROUTINES.

02463	2 00001 1 02456	TIX	*-5,1,1	COUNT 10 TIMES.	TT)60550
02464	-0772 00 0 01203	RUNA	3	THEN RUN A3.	TT)60560
02465	0441 00 0 03125	LDI	=0	CLEAR INDICATORS.	TT)60570
02466	0760 00 0 01000	BTTA		TURN OFF BOT LIGHT.	TT)60580
02467	0761 00 0 00000	NOP		..	TT)60590
02470	0074 00 4 02520	TSX	PRINT,4	COMMENT, AND STOP.	TT)60600
02471	-0 00022 0 02476	MZE	WEOTA3,0,18	..	TT)60610
02472	0760 00 0 01000	BTTA		CHECK FOR BEGINNING OF TAPE.	TT)60620
02473	0020 00 0 00765	TRA	DOOR	BOT, GO RESTART.	TT)60630
02474	-0764 00 0 01203	BSFA	3	NOT BOT, BACKSPACE TILL THERE.	TT)60640
02475	0020 00 0 02472	TRA	*-3	THEN TRY AGAIN.	TT)60650
02476	002545246046	WEOTA3 BCI	9,0	END OF TAPE MARK ENCOUNTERED ON TAPE A3, TAPE CLOSED.	TT)60660
02477	266063214725				TT)60670
02500	604421514260				
02501	254523466445				
02502	632551252460				
02503	464560632147				
02504	256021037360				
02505	632147256023				
02506	434662252433				
02507	602330214527	BCI	9,	CHANGE TAPE AND PRESS START TO RESTART THIS JOB.	TT)60690
02510	256063214725				
02511	602145246047				
02512	512562626062				
02513	632151636063				
02514	466051256263				
02515	215163606330				
02516	316260414622				
02517	336060606060				
		SPACE	2	BUFFERED PRINT, CALLING SEQUENCE,	TT)60700
					TT)60710
					TT)60720
			TSX \$PRINT,4	OR	TSX \$PRINT,4
			PRE FIRST,T,LAST		PRE FIRST,T,N
					TT)60730
					TT)60740
					TT)60750
				RECOGNIZES BLANK, 0, AND 1 AS CARRIAGE CONTROL (OTHER	TT)60760
				CARRIAGE CONTROLS DON'T WORK TOO WELL), OTHERWISE,	TT)60770
				SINGLE SPACE. PRINTS ONLY 20 WORDS, AND T IS IGNORED.	TT)60780
				PRE=PZE, NORMAL RETURN (2,4), PRE=MZE, SPACE 0.1 PAGE,	TT)60790
				LIGHT UP CONSOLE, AND STOP (HPR -1,7,63). RESTART	TT)60800
				RETURNS (2,4).	TT)60810
					TT)60820
02520	0634 00 4 02642	PRINT SXA	PR4,4	SAVE IRS.	TT)60830
02521	0634 00 2 02643	SXA	PR2,2	..	TT)60840
02522	0634 00 1 02644	SXA	PR1,1	..	TT)60850
02523	0600 00 0 00005	STZ	5	RESET INTERVAL TIMER.	TT)60860
02524	-0061 00 0 02526	TCNT	*+2	IF TAPE TIMER IN USE,	TT)60870
02525	-0540 00 0 00261	RCNT	QUIT	RESET TAPE TIMER.	TT)60880
02526	-0500 00 4 00001	CAL	1,4	GET CONTROL WORD.	TT)60890
02527	0734 00 4 00000	PAX	0,4	FIRST TO IR4.	TT)60900
02530	-0634 00 4 02541	SXD	PTXI,4	SAVE FOR PICKUP.	TT)60910

TESTS) FOR CAP, MONITOR FOR CLASS ASSEMBLY PROGRAM.
SECTION 6, INPUT/OUTPUT SUBROUTINES.

02531	-0634	00	4	02534	SXD	**3,4	SAVE FOR FINDING N.	TT)60920
02532	-0734	00	4	00000	PDX	0,4	N OR LAST TO IR4.	TT)60930
02533	1	00001	4	02534	TXI	**1,4,1	PLUS 1.	TT)60940
02534	2	00000	4	02536	TIX	**2,4,**	IS IT N OR LAST.	TT)60950
02535	1	77777	4	02536	TXI	**1,4,-1	N IN IR4.	TT)60960
02536	-3	00024	4	02540	TXL	**2,4,20	IS N .LE. 20.	TT)60970
02537	0774	00	4	00024	AXT	20,4	N = 20.	TT)60980
02540	0634	00	4	02614	SXA	WDCNT,4	SAVE WDCNT.	TT)60990
02541	1	00000	4	02542	PTXI TXI	**1,4,**	COMPUTE LAST+1.	TT)61000
02542	0634	00	4	02616	SXA	LDQ,4	INSERT IN PICKUP.	TT)61010
02543	0534	00	4	02614	LXA	WDCNT,4	N IN IR4.	TT)61020
02544	0522	00	0	02616	XEC	LDQ	PICKUP FIRST WORD.	TT)61030
02545	-0754	00	0	00000	PXD	0,C	GET FIRST CHARACTER,	TT)61040
02546	-0763	00	0	00006	LGL	6	FOR CARRIAGE CONTROL.	TT)61050
02547	-0340	00	0	03126	LAS	=1	COMPARE WITH 1.	TT)61060
02550	-0500	00	0	03127	CAL	=2	C.C. .G. 1, SINGLE SPACE.	TT)61070
02551	0020	00	0	02552	TRA	*+1	C.C. .E. 1, NEW PAGE.	TT)61080
02552	0737	00	2	00000	PAC	0,2	C.C. .E. 0, DOUBLE SPACE.	TT)61090
02553	-0500	00	2	02660	CAL	SPRS,2	PICKUP SPR,	TT)61100
02554	0602	00	0	02633	SLW	SPRA	AND INSERT AFTER SELECT.	TT)61110
								TT)61120
02555	0774	00	4	00005	AXT	5,4	SET FOR FIVE CHARACTERS, FIRST WORD.	TT)61130
02556	-0500	00	0	03151	CAL	=02000000C0000	COLUMN MARK, SKIP 1ST COLUMN.	TT)61140
								TT)61150
02557	0774	00	1	00030	HRI AXT	24,1	CLEAR CARD IMAGE.	TT)61160
02560	0600	00	1	02715	STZ	CARDIM+24,1	..	TT)61170
02561	0600	00	1	02716	STZ	CARDIM+25,1	..	TT)61180
02562	2	00002	1	02560	TIX	*-2,1,2	..	TT)61190
02563	0774	00	2	00001	AXT	1,2	SET MARK FOR LEFT HALF.	TT)61200
								TT)61210
02564	0602	00	0	02657	PRLP SPACE	2	SAVE COLUMN MARKER.	TT)61220
02565	-0754	00	0	00000	SLW PRCOL	0,0	GET NEXT CHARACTER.	TT)61230
02566	-0763	00	0	00006	PXD	6	..	TT)61240
02567	0767	00	0	00001	LGL	1	DOUBLE IT,	TT)61250
02570	0734	00	1	00000	ALS	0,1	AND PLACE IN IR1.	TT)61260
02571	-0500	00	0	02657	PAX	PRCOL	GET COLUMN MARKER.	TT)61270
					CAL			TT)61280
02572	-3	00037	1	02606	ZONE TXL	DIG,1,31	IF NO ZONE, SKIP.	TT)61290
02573	-3	00137	1	02575	TXL	**2,1,95	IGNORE BLANK.	TT)61300
02574	-3	00140	1	02612	TXL	RLOOP,1,96	..	TT)61310
02575	3	00077	1	02600	TXH	**3,1,63	CHECK FOR 12 ZONE.	TT)61320
02576	-0602	00	2	02714	ORS	CARDIM+23,2	YES, OR IT IN.	TT)61330
02577	1	77740	1	02605	TXI	TZEDG,1,-32	REMOVE ZONE, AND CHECK DIGIT.	TT)61340
02600	3	00137	1	02603	TXH	**3,1,95	CHECK FOR 11 ZONE.	TT)61350
02601	-0602	00	2	02712	ORS	CARDIM+21,2	YES, OR IT IN.	TT)61360
02602	1	77700	1	02605	TXI	TZEDG,1,-64	REMOVE ZONE AND CHECK DIGIT.	TT)61370
02603	-0602	00	2	02710	ORS	CARDIM+19,2	OR IN 0 ZONE.	TT)61380
02604	1	77640	1	02605	TXI	**1,1,-96	REMOVE ZONE, AND CHECK DIGIT.	TT)61390
02605	-3	00000	1	02612	TZEDG TXL	RLOOP,1,0	IGNORE 0 DIGIT WITH A ZONE.	TT)61400
								TT)61410
02606	-3	00022	1	02611	DIG TXL	**3,1,18	CHECK FOR (8-N) CHARACTER.	TT)61420
02607	-0602	00	2	02670	ORS	CARDIM+3,2	YES, OR IN 8.	TT)61430
02610	1	77760	1	02611	TXI	**1,1,-16	REMOVE 8.	TT)61440

TESTS) FOR CAP, MONITOR FOR CLASS ASSEMBLY PROGRAM.
SECTION 6, INPUT/OUTPUT SUBROUTINES.

02611	-0602 00 3 02710	ORS	CARDIM+19,3	OR IN DIGIT.	TT)61450
02612	0771 00 0 00001	RLOOP ARS	1	SHIFT COLUMN MARKER.	TT)61460
02613	2 00001 4 02564	TIX	PRLP,4,1	COUNT CHARACTERS PER WORD.	TT)61470
02614	0774 00 4 00000	WDCNT AXT	** ,4	THIS WORD DONE, RESTORE WORD COUNT.	TT)61480
02615	-2 00001 4 02625	TNX	PNOW,4,1	INDEX, AND EXIT WHEN COUNT EXHAUSTED.	TT)61500
02616	0560 00 4 00000	LDQ LDQ	** ,4	PICKUP NEXT WORD.	TT)61510
02617	0634 00 4 02614	SXA	WDCNT,4	SAVE WORD COUNT.	TT)61520
02620	0774 00 4 00006	AXT	6,4	RESTORE CHARACTER COUNT.	TT)61530
02621	-0100 00 0 02564	TNZ	PRLP	RETURN IF MORE TO THIS HALF.	TT)61540
02622	-3 00000 2 02625	TXL	PNOW,2,0	IF RIGHT HALF DONE, GO PRINT.	TT)61550
02623	-0500 00 0 03153	CAL	=04000000000000	SET COLUMN MARKER.	TT)61560
02624	1 77777 2 02564	TXI	PRLP,2,-1	SET IR2 FOR RIGHT HALF AND RETURN.	TT)61570
02625	0774 00 1 00030	PNOW AXT	24,1	MOVE CARDIM TO BUFF,	TT)61580
02626	0060 00 0 02626	TCOA	*	WHEN DSCA IS FREE.	TT)61590
02627	-0500 00 1 02715	CAL	CARDIM+24,1	..	TT)61600
02630	0602 00 1 02745	SLW	BUFF+24,1	..	TT)61610
02631	2 00001 1 02627	TIX	** -2,1,1	..	TT)61620
02632	0766 00 0 01361	WPR		SELECT PRINTER,	TT)61630
02633	0000 60 0 02633	SPRA HTR*	*	SPACE CARRIAGE.	TT)61640
02634	0540 00 0 02664	RCHA	PRCOM	AND LOAD WITH THIS LINE.	TT)61650
02635	-3 00001 4 02642	TXL	PR4,4,1	C(IR4) .LE. 1 IFF WDCNT EXHAUSTED.	TT)61660
02636	-0500 00 0 02663	CAL	NOSPC	MORE TO DO, SET SPR.	TT)61670
02637	0602 00 0 02633	SLW	SPRA	..	TT)61680
02640	-0500 00 0 03153	CAL	=04000000000000	GET COLUMN MARKER.	TT)61690
02641	0020 00 0 02557	TRA	HRI	GO BACK AND DO IT AGAIN.	TT)61700
02642	0774 00 4 00000	PR4 AXT	** ,4	RESTORE IRS.	TT)61710
02643	0774 00 2 00000	PR2 AXT	** ,2	..	TT)61720
02644	0774 00 1 00000	PR1 AXT	** ,1	..	TT)61730
02645	0500 00 4 00001	CLA	1,4	GET CONTROL WORD AGAIN.	TT)61740
02646	0120 00 4 00002	TPL	2,4	IF PLUS, NORMAL EXIT.	TT)61750
02647	0766 00 0 01361	WPR		STOP COMMAND, SPACE PRINTER.	TT)61760
02650	0760 00 0 01364	SPRA	4	..	TT)61770
02651	0760 00 0 01363	SPRA	3	..	TT)61780
02652	0502 00 0 03125	CLS	=0	SET S BIT TO ONE.	TT)61790
02653	0760 00 0 00006	COM		SET AC TO ALL ONES.	TT)61800
02654	0560 00 0 03166	LDQ	=07777777777777	LIGHT UP MQ.	TT)61810
02655	0420 00 7 77777	HPR	-1,7	STOP.....	TT)61820
02656	0020 00 4 00002	TRA	2,4	AND RETURN...	TT)61830
				STORAGE AND CONSTANTS FOR PRINT.	TT)61840
02657	0 00000 0 00000	PRCOL PZE		COLUMN MARKER STORAGE.	TT)61850
02660	0760 00 0 01364	SPRS SPRA	4	CARRIAGE CONTROL, 0	TT)61860
02661	0760 00 0 01361	SPRA	1	MAINTAIN THIS 1	TT)61870
02662	0761 00 0 00000	NDP		ORDER. 2	TT)61880
02663	0760 00 0 01371	NOSPC SPRA	9	RIGHT HALF SPRA.	TT)61890
02664	0 00030 0 02715	PRCOM IOCD	BUFF,0,24	PRINT COMMAND.	TT)61900
	02520	NPRINT SYN	PRINT	EXTERNAL NAME FOR PRINT.	TT)61910
					TT)61920
					TT)61930
					TT)61940
					TT)61950
					TT)61960
					TT)61970
					TT)61980

TESTS) FOR CAP, MONITOR FOR CLASS ASSEMBLY PROGRAM.
SECTION 6, INPUT/OUTPUT SUBROUTINES.

		SPACE	2			TT)61990
				STORAGE AREA.		TT)62000
02665		CARDIM	BSS	24	CARD IMAGE BUFFER FOR PRINT.	TT)62010
02715		BUFF	BSS	24	OUTPUT BUFFER FOR WOT.	TT)62020
02745		OUT	BSS	22	OUTPUT BUFFER FOR POST MORTEM.	TT)62030
	00036	NSYM	EQU	30	30 NAMES ALLOWED IN MOVIE).	TT)62040
02773		NAME	BSS	NSYM	SUBROUTINE NAME TABLE.	TT)62050
03031		ORIGIN	BSS	NSYM	SUBROUTINE ORIGIN TABLE.	TT)62060
03067		ENTRY	BSS	NSYM	SUBROUTINE ENTRY POINT TABLE.	TT)62070
						TT)62080
						TT)62090
						TT)62100
						TT)62110

END

LITERALS

03125 000000000000
03126 000000000001
03127 000000000002
03130 000000000003
03131 000000000005
03132 000000000006
03133 000000000012
03134 000000000072
03135 000000000073
03136 000000000454
03137 000000602646
03140 000000777777
03141 000017000000
03142 004623632143
03143 006060606060
03144 007070707600
03145 014623632143
03146 016060606060
03147 046060606060
03150 070707070777
03151 200000000000
03152 377700000000
03153 400000000000
03154 462660000000
03155 60007307300
03156 606000000060
03157 606060604000
03160 606060606060
03161 632562636260
03162 700000000000
03163 744421314534
03164 777400777777
03165 777700000000
03166 777777777777

TESTS) FOR CAP, MONITOR FOR CLASS ASSEMBLY PROGRAM.
 POST PROCESSOR ASSEMBLY DATA

3167 IS THE FIRST LOCATION NOT USED BY THIS PROGRAM

REFERENCES TO DEFINED SYMBOLS

2223	T	136, 175, 204, 205, 704, 705, 710, 1147, 1150, 2524, 2525
1170	AC	1157, 1535
1171	MQ	1156, 1541
1653	ADR	1737
2132	AR1	2050
2131	AR2	2047, 2124
2	CAP	215
2606	DIG	2572
2020	DX1	1642
2017	DX2	1641
2016	DX4	1640
2452	ETA	2412
1776	FIN	1746
2557	HRI	2641
2023	ILC	1645, 1653, 1734, 1736, 1772, 1774
1164	IR1	1154, 1551
1165	IR2	1155, 1554
1166	IR4	220, 263, 315, 426, 432, 525, 534, 630, 1145, 1557
2616	LDQ	2542, 2544
52	MAP	
240	NUM	2062, 2406, 2407
1260	OCT	1301, 1536, 1542, 1546, 1715, 1743
234	ORG	214, 1464
2745	OUT	1656, 1741, 1744, 1745, 1757, 1761, 1762, 1771, 2000, 2001, 2002, 2013, 2015
1503	PMH	1424, 1427, 1441, 1443, 1461
1401	PMR	712, 713
1750	PPM	
2644	PR1	2522
2643	PR2	2521
2642	PR4	2520, 2635
2134	PRE	2055, 2056
1740	REG	1652, 1661, 1674
1	RIP	201
533	SLR	173
473	SSI	406, 416, 433
1145	SX4	
235	TIT	202, 707
425	TR8	405
250	WEP	226, 230, 232
2407	WOT	67, 71, 121, 131, 134, 175, 177, 231, 276, 344, 361, 440, 445, 451, 467, 565, 600 645, 714, 745, 747, 753, 755, 1401, 1442, 1462, 1470, 1562, 1564, 1566, 1570, 1572, 1574, 1576 1600, 1730, 1732, 1760, 2014, 2456, 2460
702	BACK	233, 301, 347, 364, 472, 570, 603, 650
2715	BUFF	2427, 2450, 2630, 2664
1445	COD1	1414, 1417
167	C(1)	27
170	C(2)	31
171	C(7)	33
172	C(8)	35
1523	DCON	1411
765	DOOR	722, 743, 1001, 1023, 2473
1026	EPMR	300, 346, 363, 471, 567, 602, 647, 711

TESTS) FOR CAP, MONITOR FOR CLASS ASSEMBLY PROGRAM.
 POST PROCESSOR ASSEMBLY DATA

2026	DNREP	1677, 1704, 1706
1002	DOOR1	776, 1020
1517	ENDPM	1471
1027	ENDRN	715
1077	ENDTP	746, 2457
2406	ENTBL	2407
3067	ENTRY	105, 116
714	FINIS	1473
627	IOTMR	174
1660	LOOP1	1650, 1651, 1747
1657	LOOP2	1775
2116	LOWER	2061, 2070
2024	LWORD	1662, 1711, 1714
2663	NOSPC	2636
2135	OPBIN	2054, 2065, 2117
2125	OPFND	2053, 2067
2022	PMCNT	1431, 1440, 1451, 1460, 1721, 1726, 1751, 1756, 2005, 2012
3	PPROG	1407
2657	PRCOL	2564, 2571
2664	PRCOM	2634
2520	PRINT	725, 735, 763, 777, 1021, 2444, 2447, 2470, 2665
1474	PROER	1402
571	PSTOP	543, 554
2115	RAISE	2066
2612	RLCCP	2574, 2605
673	RLSTM	701
1113	SEXIT	1000
677	SLSTM	663, 666, 673, 675
2062	SRCH1	2071, 2072, 2073, 2074, 2075, 2076, 2077, 2100, 2101, 2102, 2103, 2104, 2105, 2106, 2107, 2110, 2111
		2112
2066	SRCH2	2062
1146	SVCCN	221, 264, 316, 427, 434, 526, 535, 631
701	TLSTM	667
262	TRAPR	167
2117	TYPEA	2057, 2113, 2114
2605	TZEDG	2577, 2602
2614	WDCNT	2540, 2543, 2617
474	WDVER	441
2435	WTCAL	2433
2450	WTCOM	2426, 2431, 2434, 2441
2436	WTSW	2430
2451	WTTAG	2414, 2443
2422	WTTIX	2417
2432	WTTXI	2416
1045	XFILE	736
651	XIOBD	642, 644, 646
611	XLOOP	562, 564, 566
1126	XRCA1	1022
365	XSEQR	362
1031	XSTOP	726
302	XTRAP	273, 275, 277
1301	BCOTAB	1301, 1302, 1303, 1304, 1305, 1306, 1307, 1310, 1311, 1312, 1313, 1314, 1315, 1316, 1317, 1320, 1321
		1322, 1323, 1324, 1325, 1326, 1327, 1330, 1331, 1332, 1333, 1334, 1335, 1336, 1337, 1340, 1341, 1342
		1343, 1344, 1345, 1346, 1347, 1350, 1351, 1352, 1353, 1354, 1355, 1356, 1357, 1360, 1361, 1362, 1363
		1364, 1365, 1366, 1367, 1370, 1371, 1372, 1373, 1374, 1375, 1376, 1377, 1400

TESTS) FOR CAP, MONITOR FOR CLASS ASSEMBLY PROGRAM.
POST PROCESSOR ASSEMBLY DATA

2665 CARDIM 2560, 2561, 2576, 2601, 2603, 2607, 2611, 2627
 1233 COMADR
 1604 HEAD01 1563
 1610 HEAD02 1534, 1565
 1613 HEAD03 1537, 1540, 1567
 1617 HEAD04 1543, 1544, 1571
 1623 HEAD05 1547, 1550, 1573
 1627 HEAD06 1553, 1575
 1632 HEAD07 1556, 1577
 1635 HEAD08 1561, 1601
 0 MOVIE) 52, 54
 2520 NPRINT 2665
 1173 OCTADR 114, 117, 223, 270, 336, 464, 557, 572, 637, 1552, 1555, 1560, 1654
 1640 OCTDMP 1444, 1466
 3031 ORIGIN 103, 113, 1413, 1415
 604 PSTOPS 552
 1102 RENDTP 754
 1207 TABBLK 1203, 1207, 1210, 1211, 1212, 1213, 1214, 1215, 1216, 1217, 1220, 1221, 1222, 1223, 1224, 1225, 1226
 1227, 1230, 1231, 1232, 1707, 1767
 7 TESTS)
 2476 WEOTA3 2471
 1061 XCLOSE 764
 141 XMAP01 70
 147 XMAP02 72
 153 XMAP03 112, 115, 120, 122
 157 XMAP04 132
 163 XMAP05 135
 621 XPSTOP 575, 577, 601
 2047 (OPCD) 1712, 1740

NO ERROR IN ABOVE ASSEMBLY.

*TIME SPENT IN FAP.. 000054 IN HUNDREDTHS OF MINUTES.

BUFFERED INPUT/OUTPUT PROGRAMS FOR CAP.

	PCC			RIP00010
	COUNT	278		RIP00020
	LBL	RIP	BINARY CARD LABEL.	RIP00030
00012	ENTRY	RIP	SETUP READ OPERATIONS.	RIP00050
00071	ENTRY	WCT1	WRITE-COLLATION-TAPE-1.	RIP00060
00147	ENTRY	REWIND	REWIND COLLATION TAPE.	RIP00070
00157	ENTRY	READ2	READ COLLATION TAPE.	RIP00080
00243	ENTRY	PRINT	BUFFERED PRINT PROGRAM.	RIP00090
00277	ENTRY	PPROG	DUMP SYMBOLIC PROGRAM.	RIP00100
00347	ENTRY	PCT1	DUMP COLLATION TAPE.	RIP00110
00027	ENTRY	READ1	READ INPUT TAPE.	RIP00120
				RIP00130
			RIP SETS UP READ1 AND PPROG.	RIP00140
				RIP00150

TRANSFER VECTOR

00000	475146276060	PROG
00001	626704606060	SX4
00002	626523464560	SVCON
00003	664663606060	WOT
00004	254744516060	EPMR
00005	222123426060	BACK
00006	436263446060	LSTM
00007	222324632122	BCDTAB

LINKAGE DIRECTOR

00010	000000000000
00011	513147606060

00012	0634 00 4 00122	RIP	SXA	RX4,4	SAVE IR4.	RIP00160
00013	-0500 60 0 00000		CAL*	\$PROG	GET CONTROL WORD.	RIP00170
00014	-0734 00 4 00000		PDX	0,4	COUNT TC IR4.	RIP00180
00015	-3 04064 4 00017		TXL	**2,4,LPROG	MAXIMUM NUMBER OF CARDS IN PROG.	RIP00190
00016	0774 00 4 04064		AXT	LPROG,4	..	RIP00200
00017	0754 00 4 00000		PXA	0,4	COUNT TO A(AC).	RIP00210
00020	0361 60 0 00000		ACL*	\$PROG	GET END ADDRESS.	RIP00220
00021	0621 00 0 00040		STA	PEND	SAVE IN READ1.	RIP00230
00022	0621 00 0 00312		STA	PPEND	SAVE IN PPROG.	RIP00240
00023	0634 00 4 00037		SXA	PLTH,4	SAVE IN READ1.	RIP00250
00024	0634 00 4 00310		SXA	PPLTH,4	SAVE IN PPROG.	RIP00260
00025	0534 00 4 00122		LXA	RX4,4	RESTORE IR4.	RIP00270
00026	0020 00 4 00001		TRA	1,4	RETURN.	RIP00280

SPACE 2
READ1 TAKES NEXT 14 WORDS OF PROG AND STORES IN BUFF.

00027	0520 00 0 00057	READ1	ZET	TECFI	CHECK FOR END OF PROGRAM.	RIP00290
00030	0020 00 0 00051		TRA	EOF1	END REACHED, COMMENT.	RIP00300
00031	0634 00 4 00122		SXA	RX4,4	SAVE IRS.	RIP00310
00032	0634 00 2 00123		SXA	RX2,2	..	RIP00320
00033	-0500 00 4 00001		CAL	1,4	GET CONTROL WORD.	RIP00330
00034	0361 00 0 10611		ACL	=14	COMPUTE BUFFER+14.	RIP00340
00035	0621 00 0 00041		STA	SLW1	INSERT.	RIP00350
00036	0774 00 4 00016		AXT	14,4	SET WORD COUNT.	RIP00360
00037	0774 00 2 00000	PLTH	AXT	**2	SET PROGRAM INDEX.	RIP00370
						RIP00380
						RIP00390
						RIP00400

BUFFERED INPUT/OUTPUT PROGRAMS FOR CAP.

00040	-0500 00 2 00000	PEND CAL	** ,2	COPY CARD INTO BUFFER.	RIP00410
00041	0602 00 4 00000	SLW1 SLW	** ,4	..	RIP00420
00042	2 00001 2 00044	TIX	**2,2,1	IF END CF PROG, SET TEOF1.	RIP00430
00043	-0625 00 0 00057	STL	TECFI	..	RIP00440
00044	2 00001 4 00040	TIX	PEND,4,1	COUNT WORDS.	RIP00450
00045	0634 00 2 00037	SXA	PLTH,2	SAVE PROGRAM INDEX.	RIP00460
00046	0534 00 4 00122	LXA	RX4,4	RESTORE IRS.	RIP00470
00047	0534 00 2 00123	LXA	RX2,2	..	RIP00480
00050	0020 00 4 00002	TRA	2,4	RETURN.	RIP00490
00051	0522 60 0 00001	EOF1 XEC*	\$SX4	SAVE IR4.	RIP00500
00052	0074 00 4 00002	TSX	\$SVCN,4	SAVE CONSOLE.	RIP00510
00053	0074 00 4 00003	TSX	\$WOT,4	COMMENT, EOF ON INPUT.	RIP00520
00054	0 00011 0 00060	PZE	WEOF1,0,9	..	RIP00530
00055	-0625 60 0 00004	STL*	\$EPMR	SET ERROR INDICATOR.	RIP00540
00056	0020 60 0 00005	TRA*	\$BACK	EXIT TO POST MORTEM.	RIP00550
00057	0 00000 0 00000	TEOF1 PZE		END OF FILE MARK ON INPUT TAPE.	RIP00560
00060	002545246046	WEOF1 BCI		9,0END OF FILE REACHED WHILE READING CAP INPUT TAPE.	RIP00570
00061	266026314325				RIP00580
00062	605125212330				RIP00590
00063	252460663031				
00064	432560512521				
00065	243145276023				
00066	214760314547				
00067	646360632147				
00070	253360606060				
		SPACE	2	WCT1 TAKES 14 WORDS AND WRITES THEM ON COLLATION TAPE BUFFER. IF TAG OF CONTROL WORD IS NON-ZERO, THEN N (IN DECREMENT OF CONTROL WORD) WORDS OF BUFFER AND 14-N BLANK WORDS GO TO COLLATION TAPE BUFFER.	RIP00600
					RIP00610
					RIP00620
					RIP00630
					RIP00640
					RIP00650
					RIP00660
					RIP00670
					RIP00680
00071	0520 00 0 00135	WCT1 ZET	TECTC	CHECK FOR EOT ON CT1.	RIP00690
00072	0020 00 0 00126	TRA	EOTC	EOT REACHED, COMMENT.	RIP00700
00073	0634 00 4 00122	SXA	RX4,4	SAVE IRS.	RIP00710
00074	0634 00 2 00123	SXA	RX2,2	..	RIP00720
00075	0634 00 1 00124	SXA	RX1,1	..	RIP00730
00076	-0500 00 4 00001	CAL	1,4	GET CONTROL WORD.	RIP00740
00077	0625 00 0 00134	STT	TAG	SAVE TAG.	RIP00750
00100	0771 00 0 00022	ARS	18	D(AC) TO A(AC).	RIP00760
00101	-0520 00 0 00134	NZT	TAG	IF TAG=0, A(AC)=14.	RIP00770
00102	-0500 00 0 10611	CAL	=14	COUNT IS 14.	RIP00780
00103	0734 00 2 00000	PAX	0,2	COUNT TO IR2.	RIP00790
00104	1 00001 2 00105	TXI	**1,2,1	RAISE COUNT FOR TEST.	RIP00800
00105	0754 00 2 00000	PXA	0,2	PLACE IN A(AC).	RIP00810
00106	0361 00 4 00001	ACL	1,4	COMPUTE, BUFFER+COUNT+1.	RIP00820
00107	0621 00 0 00112	STA	WCAL	INSERT.	RIP00830
00110	0774 00 4 00016	AXT	14,4	SET RECORD COUNT.	RIP00840
00111	0774 00 1 10150	WLCT AXT	LCT1,1	MAXIMUM NUMBER OF RECORDS ON CT1.	RIP00850
00112	-0500 00 2 00000	WCAL CAL	** ,2	MOVE BUFFER TO CT1.	RIP00860
00113	2 00001 2 00115	TIX	**2,2,1	COUNT BUFFER.	RIP00870
00114	-0500 00 0 10614	CAL	=H	BLANKS IF BUFFER DONE.	RIP00880

BUFFERED INPUT/OUTPUT PROGRAMS FOR CAP.

00115	0602 00 1 10571		SLW	CT1,1	WCT.	RIP00870
00116	2 00001 1 00120		TIX	**2,1,1	COUNT WORDS CT1.	RIP00880
00117	-0625 00 0 00135		STL	TEOTC	END OF CT1, SET TEOTC.	RIP00890
00120	2 00001 4 00112		TIX	WCAL,4,1	COUNT WORDS IN RECORD.	RIP00900
00121	0634 00 1 00111		SXA	WLCT,1	SAVE CT1 INDEX.	RIP00910
00122	0774 00 4 00000	RX4	AXT	**4	RESTORE IRS.	RIP00920
00123	0774 00 2 00000	RX2	AXT	**2	..	RIP00930
00124	0774 00 1 00000	RX1	AXT	**1	..	RIP00940
00125	0020 00 4 00002		TRA	2,4	RETURN.	RIP00950
						RIP00960
00126	0522 60 0 00001	EOTC	XEC*	\$SX4	SAVE IR4.	RIP00970
00127	0074 00 4 00002		TSX	\$SVCN,4	SAVE CONSOLE.	RIP00980
00130	0074 00 4 00003		TSX	\$WDT,4	COMMENT, EOT CT1.	RIP00990
00131	0 00011 0 00136		PZE	WEOTC,0,9	..	RIP01000
00132	-0625 60 0 00004		STL*	\$EPMR	SET ERROR INDICATOR.	RIP01010
00133	0020 60 0 00005		TRA*	\$BACK	EXIT TO POST MORTEM.	RIP01020
						RIP01030
00134	0 00000 0 00000	TAG	PZE		CONTROL WORD FOR WCT1.	RIP01040
00135	0 00000 0 00000	TEOTC	PZE		END OF TAPE MARK ON COLLATION TAPE.	RIP01050
00136	002545246046	WEOTC	BCI	9,0	END OF TAPE REACHED WHILE WRITING CAP COLLATION TAPE.	RIP01060
00137	266063214725					
00140	605125212330					
00141	252460663031					
00142	432560665131					
00143	633145276023					
00144	214760234643					
00145	432163314645					
00146	606321472533					
			SPACE	2		RIP01070
					REWIND SETS UP READ2 AND PCT1. READ2 AND PCT1 CHECK THAT REWIND HAS BEEN CALLED.	RIP01080
						RIP01090
						RIP01100
00147	-0625 00 0 00156	REWIND	STL	TREW	CT1 REWOUND.	RIP01110
00150	-0500 00 0 00111		CAL	WLCT	GET CT1 INDEX IN A(AC).	RIP01120
00151	0767 00 0 00022		ALS	18	PLACE IN D(AC).	RIP01130
00152	0622 00 0 00175		STD	TLCT	SAVE IN READ2.	RIP01140
00153	0622 00 0 00403		STD	PTLCT	SAVE IN PCT1.	RIP01150
00154	0140 00 0 00155		TOV	**1	TURN OFF ACOVL.	RIP01160
00155	0020 00 4 00001		TRA	1,4	RETURN.	RIP01170
						RIP01180
00156	0 00000 0 00000	TREW	PZE		BEGINNING OF TAPE MARK ON COLLATION TAPE.	RIP01190
			SPACE	2		RIP01200
					READ2 REACS ONE RECORD OF THE COLLATION TAPE BUFFER INTO BUFFER OF CONTROL WORD.	RIP01210
						RIP01220
						RIP01230
00157	0634 00 4 00122	REAC2	SXA	RX4,4	SAVE IRS.	RIP01240
00160	0634 00 2 00123		SXA	RX2,2	..	RIP01250
00161	-0520 00 0 00156		NZT	TREW	TEST FOR REWIND.	RIP01260
00162	0020 00 0 00204		TRA	NREW	NOT REWCUND, COMMENT.	RIP01270
00163	0520 00 0 00231		ZET	TEOFC	CHECK FOR EOF ON CT1.	RIP01280
00164	0020 00 0 00223		TRA	EOFC	EOF REACHED, COMMENT.	RIP01290
00165	0774 00 2 10150	RLCT	AXT	LCT1,2	MAXIMUM NUMBER OF CARDS ON CT1.	RIP01300

BUFFERED INPUT/OUTPUT PROGRAMS FOR CAP.

00166	-C500 00 4 00001	CAL	1,4	GET CONTROL WORD.	RIP01310
00167	0361 00 0 10611	ACL	=14	COMPUTE BUFFER+14.	RIP01320
00170	0621 00 0 00173	STA	**3	INSERT.	RIP01330
00171	0774 00 4 00016	AXT	14,4	SET WORD COUNT.	RIP01340
00172	-0500 00 2 10571	CAL	CT1,2	MOVE TO BUFFER.	RIP01350
00173	0602 00 4 00000	SLW	**4	..	RIP01360
00174	1 77777 2 00175	TXI	**1,2,-1	COUNT CT1.	RIP01370
00175	3 00000 2 00177	TLCT TXH	**2,2,**	CHECK FOR FILE MARK.	RIP01380
00176	-0625 00 0 00231	STL	TEFC	FILE MARK.	RIP01390
00177	2 00001 4 00172	TIX	**5,4,1	COUNT WCRODS.	RIP01400
00200	0634 00 2 00165	SXA	RLCT,2	SAVE CT1 INDEX.	RIP01410
00201	0534 00 4 00122	LXA	RX4,4	RESTORE IRS.	RIP01420
00202	0534 00 2 00123	LXA	RX2,2	..	RIP01430
00203	0020 00 4 00002	TRA	2,4	RETURN.	RIP01440
00204	0074 00 4 00006	NREW TSX	\$LSTM,4	CT1 NOT REWOUND, RESET TRAP.	RIP01450
00205	0074 00 4 00003	TSX	\$WOT,4	COMMENT.	RIP01460
00206	0 00011 0 00212	PZE	WNREW,0,9	..	RIP01470
00207	-0760 00 0 00005	ESTM		RE-ENTER TRAP.	RIP01480
00210	0074 00 4 00147	TSX	REWIND,4	REWIND CT1.	RIP01490
00211	0020 00 0 00165	TRA	RLCT	RETURN.	RIP01500
00212	005125212402	WNREW BCI	9,CREAD2 CALLED BEFORE REWIND, COLLATION TAPE REWOUND.		RIP01510
00213	602321434325				RIP01520
00214	246022252646				
00215	512560512566				
00216	314524736023				
00217	464343216331				
00220	464560632147				
00221	256051256646				
00222	644524336060				RIP01540
00223	0522 60 0 00001	EOFC XEC*	\$SX4	SAVE IR4.	RIP01550
00224	0074 00 4 00002	TSX	\$SVCON,4	SAVE CONSOLE.	RIP01560
00225	0074 00 4 00003	TSX	\$WOT,4	COMMENT, EOF ON CT1.	RIP01570
00226	0 00011 0 00232	PZE	WEOFC,0,9	..	RIP01580
00227	-0625 60 0 00004	STL*	\$EPMR	SET ERROR INDICATOR.	RIP01590
00230	0020 60 0 00005	TRA*	\$BACK	EXIT TO POST MORTEM.	RIP01600
00231	0 00000 0 00000	TEOFC PZE		END OF FILE MARK ON COLLATION TAPE.	RIP01610
00232	002545246046	WEOFC BCI	9,0END OF FILE REACHED WHILE READING COLLATION TAPE.		RIP01620
00233	266026314325				RIP01630
00234	605125212330				
00235	252460663031				
00236	432560512521				
00237	243145276023				
00240	464343216331				
00241	464560632147				
00242	253360606060				
		SPACE	2		RIP01640
			PRINT COUNTS LINES AND CALLS \$WOT.		RIP01650
00243	0634 00 4 00122	PRINT SXA	RX4,4	SAVE IR4.	RIP01660
00244	0500 00 0 00267	CLA	LNCNT	COUNT LINES.	RIP01670
					RIP01680

BUFFERED INPUT/OUTPUT PROGRAMS FOR CAP.

00326	-0600 00 0 10571	STQ	PBUFF	INSERT CARRIAGE CONTROL.	RIP02170
00327	0074 00 4 00003	TSX	\$WOT,4	PRINT THIS CARD.	RIP02180
00330	0 00017 0 10571	PZE	PBUFF,0,15	..	RIP02190
00331	2 00001 1 00311	TIX	PPLTH+1,1,1	COUNT RECORDS.	RIP02200
00332	0534 00 4 00122	LXA	RX4,4	RESTORE IRS.	RIP02210
00333	0534 00 2 00123	LXA	RX2,2	..	RIP02220
00334	0534 00 1 00124	LXA	RX1,1	..	RIP02230
00335	0020 00 4 00001	TRA	1,4	RETURN.	RIP02240
00336	0 00000 0 00072	PPCNT PZE	58	60 LINES PER PAGE - 2 FOR HEADING.	RIP02250
00337	016060606060	PHEAD BCI	2,1		RIP02260
00340	606060606060				RIP02270
00341	604746626360	BCI	6,	POST MCRTEM OF SYMBOLIC PROGRAM.	RIP02280
00342	444651632544				
00343	604626606270				
00344	442246433123				
00345	604751462751				
00346	214433606060				
		SPACE	2		RIP02290
			PCT1	PRINTS UP TO 300 RECORDS OF CT1.	RIP02300
00347	0634 00 4 00122	PCT1 SXA	RX4,4	SAVE IRS.	RIP02310
00350	0634 00 2 00123	SXA	RX2,2	..	RIP02320
00351	0634 00 1 00124	SXA	RX1,1	..	RIP02330
00352	0074 00 4 00003	TSX	\$WOT,4	INITIAL COMMENT.	RIP02340
00353	0 00010 0 00411	PZE	CHEAD,0,8	..	RIP02350
00354	0074 00 4 00003	TSX	\$WOT,4	BLANK LINE.	RIP02360
00355	0 00001 0 10614	PZE	=H ,C,1	..	RIP02370
00356	-0500 00 0 00007	CAL	\$BCDTAB	GET ADDRESS OF TABLE.	RIP02380
00357	0621 00 0 00365	STA	CRQ2	..	RIP02390
00360	-0520 00 0 00156	NZT	TREW	TEST FOR REWIND.	RIP02400
00361	0074 00 4 00147	TSX	REWIND,4	NO, REWIND.	RIP02410
00362	0774 00 1 10150	AXT	LCT1,1	SET MAXIMUM RECORD COUNT, COLLATION TAPE.	RIP02420
00363	0774 00 2 00016	PCTL AXT	14,2	BUFFER WORD COUNT.	RIP02430
00364	0560 00 1 10571	LDQ	CT1,1	GET CURRENT WORD.	RIP02440
00365	-0154 06 0 00000	CRQ2 CRQ	**0,6	DELETE ILLEGAL CHARACTERS.	RIP02450
00366	-0600 00 2 10610	STQ	PBUFF+15,2	PLACE IN BUFFER.	RIP02460
00367	1 77777 1 00370	TXI	*+1,1,-1	COUNT WORDS ON CT1.	RIP02470
00370	2 00001 2 00364	TIX	*-4,2,1	COUNT WGRDS IN BUFFER.	RIP02480
00371	0560 00 0 10614	LDQ	=H	PICKUP STANDARD CARRIAGE CONTROL.	RIP02490
00372	0500 00 0 00410	CLA	PCCNT	DECREMENT LINE COUNT.	RIP02500
00373	0402 00 0 10610	SUB	=1	..	RIP02510
00374	0120 00 0 00377	TPL	*+3	CHECK FOR OVERFLOW.	RIP02520
00375	0500 00 0 10612	CLA	=59	OVERFLOW, RESTORE LINE COUNT-1.	RIP02530
00376	0560 00 0 10613	LDQ	=H1	SET TO EJECT.	RIP02540
00377	0601 00 0 00410	STO	PCCNT	SAVE REMAINING LINE COUNT.	RIP02550
00400	-0600 00 0 10571	STQ	PBUFF	INSERT CARRIAGE CONTROL.	RIP02560
00401	0074 00 4 00003	TSX	\$WOT,4	PRINT THIS RECORD.	RIP02570
00402	0 00017 0 10571	PZE	PBUFF,0,15	..	RIP02580
00403	3 00000 1 00363	PTLCT TXH	PCTL,1,**	CHECK FOR ECF ON CT1.	RIP02590
00404	0534 00 4 00122	LXA	RX4,4	RESTORE IRS.	RIP02600
00405	0534 00 2 00123	LXA	RX2,2	..	RIP02610
00406	0534 00 1 00124	LXA	RX1,1	..	RIP02620
00407	0020 00 4 00001	TRA	1,4	RETURN.	RIP02630
					RIP02640

BUFFERED INPUT/OUTPUT PROGRAMS FOR CAP.

00410	0 00000 0 00072	PCCNT PZE	58	60 LINES PER PAGE - 2 FOR HEADING.	RIP02650
00411	016060606060	CHEAD BCI	2,1		RIP02660
00412	606060606060				RIP02670
00413	604746626360	BCI	6,	POST MORTEM OF COLLATION TAPE.	RIP02680
00414	444651632544				
00415	604626602346				
00416	434321633146				
00417	456063214725				
00420	336060606060				
	04064	LPROG EQU	14*150	150 CARDS ON INPUT TAPE.	RIP02690
	10150	LCT1 EQU	14*300	300 RECORDS MAX ON COLLATION TAPE.	RIP02700
00421	512523465124	BCI	9,	RECORD NO. 1, COLLATION TAPE, NOTHING HAS BEEN WRITTEN	RIP02720
00422	604546336001				RIP02730
00423	736023464343				
00424	216331464560				
00425	632147257360				
00426	454663303145				
00427	276030216260				
00430	222525456066				
00431	513163632545				
00432	604645602363	BCI	5,	ON CT1.	RIP02740
00433	013360606060				
00434	606060606060				
00435	606060606060				
00436	606060606060				
10571		CT1 BES	LCT1-14	COLLATION TAPE BUFFER.	RIP02750
10571		PBUFF BSS	15	PRINT BUFFER.	RIP02760
		END			RIP02770
					RIP02780

LITERALS

10610	000000000001
10611	000000000016
10612	000000000073
10613	016060606060
10614	606060606060

BUFFERED INPUT/OUTPUT PROGRAMS FOR CAP.
POST PRCESSOR ASSEMBLY DATA

136	WEOTC	131	
270	WLNEX	264	
212	WNREW	206	
7	BCDTAB	306,	356
147	REWIND	210,	361

NO ERROR IN ABOVE ASSEMBLY.

*TIME SPENT IN FAP.. 000012 IN HUNDREDTHS OF MINUTES.

SYMBOLIC PROGRAM TO TEST CAP.

		PCC	150			PROG0010
		COUNT	PROG	BINARY CARD LABEL.		PROG0020
00002		LBL	PRCG			PROG0030
		ENTRY				PROG0050
LINKAGE DIRECTOR						
00000	000000000000					
00001	475146276060					
00002	0 01724 0 00003	PROG	PZE	*+1,0,LTH	CONTROL WORD. START,,LENGTH.	PROG0060
			TITLE		DELETE GENERATED OCTAL FROM LISTING.	PROG0070
00003	232147606060	BCI	9,CAP	REM	THE FOLLOWING ARE ALL LEGAL CAP INSTRUCTIO	PROG0080
00014	456233606060	BCI	5,NS.		TSTCAP00	PROG0090
00021	606060606060	BCI	9,	REM	PROGRAM TO COUNT BITS IN AC.	PROG0100
00032	606060606060	BCI	5,		TSTCAP01	PROG0110
00037	234664456360	BCI	9,COUNT	LDQ	ZERO ZERO TEST CELLS	PROG0120
00050	606060606060	BCI	5,		TSTCAP02	PROG0130
00055	606060606060	BCI	9,	STQ	BITS ..	PROG0140
00066	606060606060	BCI	5,		TSTCAP03	PROG0150
00073	606060606060	BCI	9,	LXA	THSX COUNT 36 BITS.	PROG0160
00104	606060606060	BCI	5,		TSTCAP04	PROG0170
00111	434646476060	BCI	9,LOOP	LBT	BIT OR NO.	PROG0180
00122	606060606060	BCI	5,		TSTCAP05	PROG0190
00127	606060606060	BCI	9,	TRA	NO NO BIT.	PROG0200
00140	606060606060	BCI	5,		TSTCAP06	PROG0210
00145	702562606060	BCI	9,YES	SLW	WORD BIT, SAVE AC,	PROG0220
00156	606060606060	BCI	5,		TSTCAP07	PROG0230
00163	606060606060	BCI	9,	CAL	BITS AND INCREMENT COUNT.	PROG0240
00174	606060606060	BCI	5,		TSTCAP08	PROG0250
00201	606060606060	BCI	9,	ACL	ONE ..	PROG0260
00212	606060606060	BCI	5,		TSTCAP09	PROG0270
00217	606060606060	BCI	9,	SLW	BITS ..	PROG0280
00230	606060606060	BCI	5,		TSTCAP10	PROG0290
00235	606060606060	BCI	9,	CAL	WORD RESTORE AC.	PROG0300
00246	606060606060	BCI	5,		TSTCAP11	PROG0310
00253	606060606060	BCI	9,	LGR	1 NEXT BIT.	PROG0320
00264	606060606060	BCI	5,		TSTCAP12	PROG0330
00271	454660606060	BCI	9,NO	TIX	LOOP INDEX.	PROG0340
00302	606060606060	BCI	5,		TSTCAP13	PROG0350
00307	606060606060	BCI	9,	CAL	BITS GET COUNT.	PROG0360
00320	606060606060	BCI	5,		TSTCAP14	PROG0370
00325	244645256060	BCI	9,DONE	OCTL	002100070000 STOP WITH TRANSFER TO 70000	PROG0380
00336	604623632143	BCI	5, OCTAL.		TSTCAP15	PROG0390
00343	606060606060	BCI	9,	REM	STORAGE.	PROG0400
00354	606060606060	BCI	5,		TSTCAP16	PROG0410
00361	712551466060	BCI	9,ZERO	OCTL	000000000000 TRUE ZERO.	PROG0420
00372	606060606060	BCI	5,		TSTCAP17	PROG0430
00377	464525606060	BCI	9,ONE	INT	1 INCREMENT OF ONE.	PROG0440
00410	606060606060	BCI	5,		TSTCAP18	PROG0450
00415	633062676060	BCI	9,THSX	LAS	36 ADDRESS IS 36.	PROG0460
00426	606060606060	BCI	5,		TSTCAP19	PROG0470
00433	606060606060	BCI	9,	REM	DATA.	PROG0480
00444	606060606060	BCI	5,		TSTCAP20	PROG0490
00451	223163626060	BCI	9,BITS	INT	0 STORAGE FOR BIT COUNT.	PROG0500
00462	606060606060	BCI	5,		TSTCAP21	PROG0510
00467	664651246060	BCI	9,WORD	INT	0 TEMPORARY STORAGE FOR AC.	PROG0520

SYMBOLIC PROGRAM TO TEST CAP.

00500	606060606060	BCI	5,			
00505	606060606060	BCI	9,	TSTCAP22		PROG0530
00516	606060606060	BCI	5,	REM TEST OF CAP PSEUDO-OPS, AND FLAGS.		PROG0540
00523	606060606060	BCI	9,	TSTCAP23		PROG0550
00534	606060606060	BCI	5,	ILCD 8	ILLEGAL OPCODE.	PROG0560
00541	606060606060	BCI	9,	TSTCAP24		PROG0570
00552	606060606060	BCI	5,	TRA UNDEF	UNDEFINED SYMBOL.	PROG0580
00557	606060606060	BCI	9,	TSTCAP25		PROG0590
00570	606060606060	BCI	5,	INT 1,2,-7,13A3,9	ERROR IN INTOP.	PROG0600
00575	606060606060	BCI	9,	TSTCAP26		PROG0610
00606	246062704422	BCI	5,	WMW AEN	ILLEGAL OPCODE AND UNDEFINE	PROG0620
00613	606060606060	BCI	9,	5,C SYMBOL.		PROG0630
00624	606060606060	BCI	5,	COMP NO = YES + LOOP		PROG0640
00631	234644476060	BCI	9,	TSTCAP27		PROG0650
00642	606060606060	BCI	5,	COMP Z = A * B * C / D / E / FLAG		PROG0660
00647	606060606060	BCI	9,	TSTCAP28		PROG0670
00660	444733606060	BCI	5,	TSTCAP29		PROG0680
00665	606060606060	BCI	9,	TRA COMP	USE OF SYMBOL DEFINED BY CO	PROG0690
00676	606060606060	BCI	5,	5,MP.		PROG0700
00703	606060606060	BCI	9,	COMP COUNT,1 = LOOP01,2 - START,4		PROG0710
00714	606060606060	BCI	5,	TSTCAP30		PROG0720
00721	606060606060	BCI	9,	TSTCAP31		PROG0730
00732	514640244645	BCI	5,	COMP DZ = (E+Z*(D+Z*(C+Z*(B+Z*A)))) + FOO		PROG0740
00737	606060606060	BCI	9,	TSTCAP32		PROG0750
00750	606060606060	BCI	5,	TIX COUNT+3*((NO-YES)*Z+1)*(LOOP-COUNT)+8*(ZE		PROG0760
00755	446443606060	BCI	9,	5,RO-DONE)+8)		PROG0770
00766	606060606060	BCI	5,	TSTCAP33		PROG0780
00773	446443606060	BCI	9,	REM TEST OF PROPOSED MODIFICATIONS TO CAP.		PROG0790
01004	606060606060	BCI	5,	TSTCAP34		PROG0800
01011	236060606060	BCI	9,	MUL INT 0	MULTIPLY DEFINED SYMBOL.	PROG0810
01022	606060606060	BCI	5,	TSTCAP35		PROG0820
01027	246060606060	BCI	9,	MUL INT 0	MULTIPLY DEFINED SYMBOL.	PROG0830
01040	606060606060	BCI	5,	5,C		PROG0840
01045	606060606060	BCI	9,	PZE -32+BITS	PZE CODE.	PROG0850
01056	606060606060	BCI	5,	TSTCAP36		PROG0860
01063	606060606060	BCI	9,	TSTCAP37		PROG0870
01074	606060606060	BCI	5,	MZE NO+65	MZE CODE.	PROG0880
01101	606060606060	BCI	9,	5,D		PROG0890
01112	606060606060	BCI	5,	SLW \$+1	\$ FOR THIS LOCATION	PROG0900
01117	716060606060	BCI	9,	TSTCAP38		PROG0910
01130	256262602151	BCI	5,	5,ER.		PROG0920
01135	606060606060	BCI	9,	STO (C-FLAG)/2	DIVISION WITH NEGATIVE ANSW	PROG0930
01146	255133606060	BCI	5,	TSTCAP39		PROG0940
01153	606060606060	BCI	9,	SLW -8*BITS+\$*1+7*Z	USE OF \$ AS A SYMBOL.	PROG0950
01164	606060606060	BCI	5,	TSTCAP40		PROG0960
01171	606060606060	BCI	9,	ARF (\$-C)/5+Q	\$/, AND ILLEGAL OPCODE	PROG0970
01202	606060606060	BCI	5,	TSTCAP41		PROG0980
01207	546051254421	BCI	9,	5,Z		PROG0990
01220	606060606060	BCI	5,	PON (YES-COUNT)/3+F	PON WITH DIVISION IN ADDR	PROG1000
01225	224345426060	BCI	9,	5,ESS ARITHMETIC.		PROG1010
01236	606060606060	BCI	5,	TSTCAP42		PROG1020
01243	745313546160	BCI	9,	STO (C-FLAG)/2	DIVISION WITH NEGATIVE ANSW	PROG1030
01254	606060606060	BCI	5,	5,ER.		PROG1040
01261	506060606060	BCI	9,	TSTCAP43		PROG1050
01272	606060606060	BCI	5,	SLW -8*BITS+\$*1+7*Z	USE OF \$ AS A SYMBOL.	PROG1060
01277	606060606060	BCI	9,	TSTCAP44		PROG1070
		BCI	5,	ARF (\$-C)/5+Q	\$/, AND ILLEGAL OPCODE	PROG1080
		BCI	9,	5,* REMARK CARD WITH * IN COLUMN 1.		
		BCI	5,	TSTCAP45		
		BCI	9,	BLNK	BLANK OPCODE.	
		BCI	5,	TSTCAP46		
		BCI	9,	5,(\$=*/		
		BCI	5,	NOP UNDEF	S, O, AND U FLAGS.	
		BCI	9,	TSTCAP47		
		BCI	5,	TSTCAP48		
		BCI	9,	HOL 5THIS IS HOLLERITH INFO.		
		BCI	5,	TSTCAP49		
		BCI	9,	CLA* FLAG	USE OF FLAGGED INSTRUCTION.	

SYMBOLIC PROGRAM TO TEST CAP.

01310	606060606060	BCI	5,		TSTCAP50		PROG1090
01315	264321276060	BCI	9,FLAG	STO	=1139	LITERAL.	PROG1100
01326	606060606060	BCI	5,		TSTCAP51		PROG1110
01333	606060606060	BCI	9,	CLA	=1139	SAME LITERAL.	PROG1120
01344	606060606060	BCI	5,		TSTCAP52		PROG1130
01351	605460606060	BCI	9,*	LAC*	=5597.0	E, S, AND F FLAGS.	PROG1140
01362	606060606060	BCI	5,		TSTCAP53		PROG1150
01367	606060606060	BCI	9,	TNX	Z,3,5	TAG AND DECREMENT FIELD.	PROG1160
01400	606060606060	BCI	5,		TSTCAP54		PROG1170
01405	606060606060	BCI	9,	FAD	(YES-COUNT)*(NO-LOOP)+START,2+3*(NO-LOOP)		PROG1180
01416	606060606060	BCI	5,		TSTCAP55		PROG1190
01423	247160606060	BCI	9,DZ	OCT	17,13,-44,Q,13,,1	OCT PSEUDO-OP.	PROG1200
01434	606060606060	BCI	5,		TSTCAP56		PROG1210
01441	606060606060	BCI	9,	FDP	FLAG	A DIVIDE INSTRUCTION.	PROG1220
01452	606060606060	BCI	5,		TSTCAP57		PROG1230
01457	606060606060	BCI	9,	STO	MUL+UNDEF	FOLLOWED BY A STORE.	PROG1240
01470	606060606060	BCI	5,		TSTCAP58		PROG1250
01475	626321516360	BCI	9,START	EQU	COUNT+3*(NO-LOOP)	PROPER USE OF EQU.	PROG1260
01506	606060606060	BCI	5,		TSTCAP59		PROG1270
01513	216060606060	BCI	9,A	TRA	START	USE OF SYMBOL DEFINED BY EQ	PROG1280
01524	643360606060	BCI	5,U.		TSTCAP60		PROG1290
01531	473160606060	BCI	9,PI	EQU	END-COMP	PHASE ERROR.	PROG1300
01542	606060606060	BCI	5,		TSTCAP61		PROG1310
01547	226060606060	BCI	9,B	TRA	PI	USE OF SYMBOL WITH PHASE ER	PROG1320
01560	514651336060	BCI	5,ROR.		TSTCAP62		PROG1330
01565	256060606060	BCI	9,E	BSS	5	PROPER BSS.	PROG1340
01576	606060606060	BCI	5,		TSTCAP63		PROG1350
01603	266060606060	BCI	9,F	BSS	LOOP-COUNT	PROPER SYMBOLIC DEFINITION	PROG1360
01614	462660226262	BCI	5,OF BSS.		TSTCAP64		PROG1370
01621	434646470001	BCI	9,LOOP01	BSS	CALL-F	IMPROPER BSS, PHASE ERROR.	PROG1380
01632	606060606060	BCI	5,		TSTCAP65		PROG1390
01637	232143436060	BCI	9,CALL	CALL	COUNT,NO,C,YES	LEGAL CALL MACRO.	PROG1400
01650	606060606060	BCI	5,		TSTCAP66		PROG1410
01655	232143430260	BCI	9,CALL2	CALL	ABLE,BAKER+2,CHRLY-5*(NO-LOOP)		PROG1420
01666	606060606060	BCI	5,		TSTCAP67		PROG1430
01673	602646466060	BCI	9,FOO	CLA	\$	CHECK ILC AFTER BSS AND CAL	PROG1440
01704	433360606060	BCI	5,L.		TSTCAP68		PROG1450
01711	602545246060	BCI	9,END	END	COUNT+1*UNDEF	FINALLY THE END.	PROG1460
01722	606060606060	BCI	5,		TSTCAP69		PROG1470
		DETAIL				RETURN TO NORMAL MODE.	PROG1480
	01724	LTH			*-1-PROG	LENGTH OF PROG.	PROG1490
		END					PROG1500

POST PROCESSOR ASSEMBLY DATA

1727 IS THE FIRST LOCATICN NCT USED BY THIS PROGRAM

REFERENCES TO DEFINED SYMBOLS
 1724 LTH 2, 1727
 2 PROG 1727

NO ERROR IN ABCVE ASSEMBLY.
 *TIME SPENT IN FAP.. 000007 IN HUNDREDTHS OF MINUTES.

1.17 MINUTES ELAPSED SINCE START OF JOB

SUBPROGRAM STORAGE MAP FOLLOWS.

NAME	ORIGIN	ENTRY
CAP	144	151
PASS1	201	213
PASS2	317	327
VAREVL	637	644
OPTBL	1117	1121
INTOP	1226	1230
SCAN	1351	1353
SYMSTO	2462	2465
ENDOP	3036	3042
COMPOP	3207	3217
EXPR	3752	3760
TERM	4155	4163
(MAIN)	4320	4321
TESTS	4325	4331

END OF STORAGE MAP.

TEST OF CAP, BEGIN ASSEMBLY.

		CAP	REM	THE FOLLOWING ARE ALL LEGAL CAP INSTRUCTIONS.	TSTCAP00
			REM	PROGRAM TO COUNT BITS IN AC.	TSTCAP01
50000	056000050016	COUNT	LDQ	ZERO	ZERO TEST CELLS
50001	460000050021		STQ	BITS	..
50002	053400450020		LXA	THSX	COUNT 36 BITS.
50003	076000000001	LOOP	LBT		BIT OR NO.
50004	002000050013		TRA	NO	NO BIT.
50005	060200050022	YES	SLW	WORD	BIT, SAVE AC,
50006	450000050021		CAL	BITS	AND INCREMENT COUNT.
50007	036100050017		ACL	ONE	..
50010	060200050021		SLW	BITS	..
50011	450000050022		CAL	WORD	RESTORE AC.
50012	476500000001		LGR	1	NEXT BIT.
50013	2C0001450003	NO	TIX	LOOP	INDEX.
50014	450000050021		CAL	BITS	GET COUNT.
50015,	002100070000	DCNE	OCTL	002100070000	STOP WITH TRANSFER TO 70000 OCTAL.
			REM	STORAGE.	
50016	000000000000	ZERO	OCTL	000000000000	TRUE ZERO.
50017	000001000000	ONE	INT	1	INCREMENT OF ONE.
50020	434000000044	THSX	LAS	36	ADDRESS IS 36.
			REM	DATA.	
50021	000000000000	BITS	INT	0	STORAGE FOR BIT COUNT.
50022	000000000000	WORD	INT	0	TEMPORARY STORAGE FOR AC.
			REM	TEST OF CAP PSEUDO-OPS, AND FLAGS.	
O	50023		ILCD	8	ILLEGAL OP CODE.
U	50024		TRA	UNDEF	UNDEFINED SYMBOL.
E	50025		INT	1,2,-7,13A3,9	ERROR IN INTOP.
CU	50032		WMW	AEN	ILLEGAL OP CODE AND UNDEFINED SYMBOL.
			COMP	NO = YES + LOOP	
50033	050000050005		CLA	YES	
50034	030000050003		FAD	LOOP	
50035	060100050013		STO	NO	
		COMP	COMP	Z = A * B * C / D / E / FLAG	TSTCAP29
50036	056000050143		LDQ	A	
50037	026000050145		FMP	B	
50040	013100000000		XCA		
50041	026000050114		FMP	C	
50042	024100050115		FDP	D	
50043	013100000000		XCA		
50044	024100050146		FDP	E	
50045	013100000000		XCA		
50046	024100050132		FDP	FLAG	
50047	460000050154		STQ	TEM	
50050	050000050154		CLA	TEM	
50051	060100050121		STO	Z	
50052	002000050036		TRA	COMP	USE OF SYMBOL DEFINED BY COMP.
			COMP	COUNT,1 = LOOP01,2 - START,4	TSTCAP30
50053	050000050150		CLA	LOOP01,2	TSTCAP31
50054	030200050142		FSB	START,4	
50055	060100050000		STO	COUNT,1	
			COMP	DZ = (E+Z*(D+Z*(C+Z*(B+Z*A)))) + FOO	TSTCAP32
50056	056000050121		LDQ	Z	
50057	026000050143		FMP	A	
50060	060100050154		STO	TEM	
50061	050000050145		CLA	B	
50062	030000050154		FAD	TEM	
50063	060100050155		STO	TEM+1	
50064	056000050121		LDQ	Z	
50065	026000050155		FMP	TEM+1	

	50066	060100050156		STO	TEM+2			
	50067	050000050114		CLA	C			
	50070	030000050156		FAD	TEM+2			
	50071	060100050157		STO	TEM+3			
	50072	056000050121		LDQ	Z			
	50073	026000050157		FMP	TEM+3			
	50074	060100050160		STO	TEM+4			
	50075	050000050115		CLA	C			
	50076	030000050160		FAD	TEM+4			
	50077	060100050161		STO	TEM+5			
	50100	056000050121		LDQ	Z			
	50101	026000050161		FMP	TEM+5			
	50102	060100050162		STO	TEM+6			
	50103	050000050146		CLA	E			
	50104	030000050162		FAD	TEM+6			
	50105	060100050163		STO	TEM+7			
	50106	050000050163		CLA	TEM+7			
	50107	030000050153		FAD	FOO			
	50110	060100050137		STO	DZ			
	50111	200001440517		TIX	COUNT+3*((NO-YES)*Z+1)*(LOOP-COUNT)+8*(ZERO-DONE)+8)			TSTCAP33
				REM	TEST CF PROPCSED MODIFICATIONS TO CAP.			TSTCAP34
	50112	000000000000	MUL	INT	0	MULTIPLY DEFINED SYMBOL.		TSTCAP35
	50113	000000000000	MUL	INT	0	MULTIPLY DEFINED SYMBOL.		TSTCAP36
O	50114	000000047761	C	PZE	-32+BITS	PZE CODE.		TSTCAP37
O	50115	000000050114	D	MZE	NO+65	MZE CODE.		TSTCAP38
U	50116	060200000001	SLW	\$+1		\$ FOR THIS LOCATION		TSTCAP39
U	50117	050000077777	CLA	2*\$-1		\$ TEST.		TSTCAP40
OU	50120	000000000000	MTH	C/3		DIVISION IN ADDRESS		TSTCAP41
O	50121	000000050154	Z	PDN	(YES-COUNT)/3+P	PDN WITH DIVISION IN ADDRESS ARITHMETIC.		TSTCAP42
	50122	060100077762	STO	(C-FLAG)/2		DIVISION WITH NEGATIVE ANSWER.		TSTCAP43
U	50123	060200030657	SLW	-8*BITS+\$*1+7*Z		USE OF \$ AS A SYMBOL.		TSTCAP44
OU	50124	000000000014	ARF	(\$-C)/5+Q		\$/ , AND ILLEGAL OPCODE		TSTCAP45
O	50125	000000050115				* REMARK CARD WITH * IN COLUMN 1.		TSTCAP46
O	50126	000000050126	BLNK	BLNK		BLANK OPCODE.		TSTCAP47
OU	50127	000000000000	(\$=* /	NOP UNDEF		S, O, AND U FLAGS.		TSTCAP48
OU	50130	000000000000	Q	HOL	5THIS IS HOLLERITH INFO.			TSTCAP49
O	50131	000000050132	CLA*	FLAG		USE OF FLAGGED INSTRUCTION.		TSTCAP50
	50132	060100031043	FLAG	STO	=1139	LITERAL.		TSTCAP51
	50133	050000031043		CLA	=1139	SAME LITERAL.		TSTCAP52
OU	50134	000000000000	*	LAC*	=5597.0	E, S, AND F FLAGS.		TSTCAP53
O	50135	000000050121	TNX	Z,3,5		TAG AND DECREMENT FIELD.		TSTCAP54
	50136	030000050212	FAD	(YES-COUNT)*(NO-LOOP)+START,2+3*(NO-LOOP)				TSTCAP55
O	50137	000000000021	DZ	OCT	17,13,-44,Q,13,,1	OCT PSEUDO-OP.		TSTCAP56
	50140	024100050132	FDP	FLAG		A DIVIDE INSTRUCTION.		TSTCAP57
U	50141	060100050113	STO	MUL+UNDEF		FOLLOWED BY A STORE.		TSTCAP58
O	50142	000000050030	START	EQU	COUNT+3*(NO-LOOP)	PROPER USE OF EQU.		TSTCAP59
	50143	002000050142	A	TRA	START	USE OF SYMBOL DEFINED BY EQU.		TSTCAP60
O	50144	000000000126	PI	EQU	END-CCMP	PHASE ERROR.		TSTCAP61
	50145	002000050144	B	TRA	PI	USE OF SYMBOL WITH PHASE ERROR.		TSTCAP62
O	50146	000000000005	E	BSS	5	PROPER BSS.		TSTCAP63
O	50147	000000000003	F	BSS	LOOP-COUNT	PROPER SYMBOLIC DEFINITION OF BSS.		TSTCAP64
O	50150	000000000002	LCOP01	BSS	CALL-F	IMPROPER BSS, PHASE ERROR.		TSTCAP65
O	50151	000000050000	CALL	CALL	COUNT,NO,C,YES	LEGAL CALL MACRO.		TSTCAP66
OU	50152	000000000000	CALL2	CALL	ABLE,BAKER+2,CHRLY-5*(NO-LOOP)			TSTCAP67
U	50153	050000000000	FOO	CLA	\$	CHECK ILC AFTER BSS AND CALL.		TSTCAP68
			TEM	REM		TEMPORARY STORAGE AREA BEGINS HERE.		
U		50000	END	END	COUNT+1*UNDEF	FINALLY THE END.		TSTCAP69

RETURN FROM CAP, ENTRY POINT IS 50000.

```

POST MORTEM OF SYMBOLIC PROGRAM.

CAP  REM THE FOLLOWING ARE ALL LEGAL CAP INSTRUCTIONS.
      REM PROGRAM TO COUNT BITS IN AC.
COUNT LDQ ZERO ZERO TEST CELLS
      STQ BITS ..
      LXA THSX COUNT 36 BITS.
LOOP   LBT BIT OR NO.
      TRA NO NO BIT.
YES    SLW WORD BIT, SAVE AC,
      CAL BITS AND INCREMENT COUNT.
      ACL ONE ..
      SLW BITS ..
      CAL WORD RESTORE AC.
      LGR 1 NEXT BIT.
NO     TIX LCOP INDEX.
      CAL BITS GET COUNT.
DONE  CCTL 002100070000 STOP WITH TRANSFER TO 70000 OCTAL.
      REM STORAGE.
ZERO  OCTL 000000000000 TRUE ZERO.
ONE   INT 1 INCREMENT OF ONE.
THSX  LAS 36 ADDRESS IS 36.
      REM DATA.
BITS  INT 0 STORAGE FOR BIT COUNT.
WORD  INT 0 TEMPORARY STORAGE FOR AC.
      REM TEST OF CAP PSEUDO-OPS, AND FLAGS.
      ILCD 8 ILLEGAL OPCODE.
      TRA UNDEF UNDEFINED SYMBCL.
      INT 1,2,-7,13A3,9 ERROR IN INTOP.
      WMW AEN ILLEGAL OPCODE AND UNDEFINED SYMBCL.
COMP  COMP NO = YES + LOOP
      COMP Z = A * B * C / D / E / FLAG
      TRA COMP USE OF SYMBOL DEFINED BY COMP.
      COMP COUNT,1 = LCOP01,2 - START,4
      COMP DZ = (E+Z*(C+Z*(C+Z*(B+Z*A)))) + FOO
      TIX COUNT+3*((NO-YES)*Z+1)*(LOOP-COUNT)+8*(ZERO-DONE)+8)
      REM TEST OF PROPOSED MODIFICATIONS TO CAP.
MUL   INT 0 MULTIPLY DEFINED SYMBCL.
MUL   INT 0 MULTIPLY DEFINED SYMBCL.
C     PZE -32+BITS PZE CODE.
D     MZE NO+65 MZE CODE.
      SLW $+1 $ FOR THIS LOCATION
      CLA 2*$-1 $ TEST.
      MTH C/3 DIVISION IN ADDRESS
Z     PON (YES-COUNT)/3+F PON WITH DIVISION IN ADDRESS ARITHMETIC.
      STO (C-FLAG)/2 DIVISION WITH NEGATIVE ANSWER.
      SLW -8*BITS+$*1+7*Z USE OF $ AS A SYMBOL.
      ARF ($-C)/5+Q $,/, AND ILLEGAL OPCODE
* REMARK CARD WITH * IN COLUMN 1.
BLNK  BLNK BLANK OPCODE.
($=*/ NOP UNDEF S, O, AND U FLAGS.
Q     HOL 5THIS IS HOLLERITH INFO.
      CLA* FLAG USE OF FLAGGED INSTRUCTION.
FLAG  STO =1139 LITERAL.
      CLA =1139 SAME LITERAL.
*     LAC* =5597.0 E, S, AND F FLAGS.
      TNX Z,3,5 TAG AND DECREMENT FIELD.
      FAD (YES-COUNT)*(NO-LOOP)+START,2+3*(NO-LOOP)
DZ    OCT 17,13,-44,Q,13,,1 OCT PSEUDO-OP.
      FDP FLAG A DIVIDE INSTRUCTION.
TSTCAP00
TSTCAP01
TSTCAP02
TSTCAP03
TSTCAP04
TSTCAP05
TSTCAP06
TSTCAP07
TSTCAP08
TSTCAP09
TSTCAP10
TSTCAP11
TSTCAP12
TSTCAP13
TSTCAP14
TSTCAP15
TSTCAP16
TSTCAP17
TSTCAP18
TSTCAP19
TSTCAP20
TSTCAP21
TSTCAP22
TSTCAP23
TSTCAP24
TSTCAP25
TSTCAP26
TSTCAP27
TSTCAP28
TSTCAP29
TSTCAP30
TSTCAP31
TSTCAP32
TSTCAP33
TSTCAP34
TSTCAP35
TSTCAP36
TSTCAP37
TSTCAP38
TSTCAP39
TSTCAP40
TSTCAP41
TSTCAP42
TSTCAP43
TSTCAP44
TSTCAP45
TSTCAP46
TSTCAP47
TSTCAP48
TSTCAP49
TSTCAP50
TSTCAP51
TSTCAP52
TSTCAP53
TSTCAP54
TSTCAP55
TSTCAP56
TSTCAP57

```


	STO	MUL+UNDEF	FOLLOWED BY A STORE.	TSTCAP58
START	EQU	COUNT+3*(NO-LOOP)	PROPER USE OF EQU.	TSTCAP59
A	TRA	START	USE OF SYMBOL DEFINED BY EQU.	TSTCAP60
PI	EQU	END-COMP	PHASE ERROR.	TSTCAP61
B	TRA	PI	USE OF SYMBOL WITH PHASE ERROR.	TSTCAP62
E	BSS	5	PROPER BSS.	TSTCAP63
F	BSS	LOOP-COUNT	PROPER SYMBOLIC DEFINITION OF BSS.	TSTCAP64
LCOPO1	BSS	CALL-F	IMPROPER BSS, PHASE ERROR.	TSTCAP65
CALL	CALL	COUNT,NO,C,YES	LEGAL CALL MACRO.	TSTCAP66
CALL2	CALL	ABLE,BAKER+2,CHRLY-5*(NO-LOOP)		TSTCAP67
FOO	CLA	\$	CHECK ILC AFTER BSS AND CALL.	TSTCAP68
END	END	COUNT+1*UNDEF	FINALLY THE ENC.	TSTCAP69

```

POST MORTEM OF COLLATION TAPE.

CAP    REM THE FOLLOWING ARE ALL LEGAL CAP INSTRUCTIONS.
      REM PROGRAM TO COUNT BITS IN AC.
COUNT LDQ ZERO          ZERO TEST CELLS
      STQ BITS          ..
      LXA THSX          COUNT 36 BITS.
LCOP   LBT             BIT OR NO.
      TRA NO           NO BIT.
      SLW WORC         BIT, SAVE AC,
YES    CAL BITS        AND INCREMENT COUNT.
      ACL ONE         ..
      SLW BITS        ..
      CAL WORD        RESTORE AC.
      LGR 1           NEXT BIT.
NO     TIX LCOP        INDEX.
      CAL BITS        GET COUNT.
DCNE   OCTL 0021C0070000 STOP WITH TRANSFER TO 70000 OCTAL.
      REM STORAGE.
ZERO   CCTL 0000C00000000 TRUE ZERO.
ONE    INT 1           INCREMENT OF ONE.
THSX   LAS 36         ADDRESS IS 36.
      REM DATA.
BITS   INT 0           STORAGE FOR BIT COUNT.
WORD   INT 0           TEMPORARY STORAGE FOR AC.
      REM TEST OF CAP PSEUDO-OPS, AND FLAGS.
      ILCD 8          ILLEGAL OP CODE.
      TRA UNDEF       UNDEFINED SYMBOL.
      INT 1,2,-7,13A3,9 ERROR IN INTOP.
      WMW AEN        ILLEGAL OP CODE AND UNDEFINED SYMBCL.
      COMP NO = YES + LOOP
      CLA YES
      FAD LOOP
      STO NO
COMP   COMP Z = A * B * C / D / E / FLAG
      LDQ A
      FMP B
      XCA
      FMP C
      FDP D
      XCA
      FDP E
      XCA
      FDP FLAG
      STQ TEM
      CLA TEM
      STO Z
      TRA COMP        USE OF SYMBOL DEFINED BY COMP.
COMP   COMP COUNT,1 = LOOPC1,2 - START,4
      CLA LOOPC1,2
      FSB START,4
      STO COUNT,1
COMP   COMP DZ = (E+Z*(D+Z*(C+Z*(B+Z*A)))) + FCO
      LDQ Z
      FMP A
      STO TEM
      CLA B
      FAD TEM
      STO TEM+1
      LDQ Z
      TSTCAP00
      TSTCAP01
      TSTCAP02
      TSTCAP03
      TSTCAP04
      TSTCAP05
      TSTCAP06
      TSTCAP07
      TSTCAP08
      TSTCAP09
      TSTCAP10
      TSTCAP11
      TSTCAP12
      TSTCAP13
      TSTCAP14
      TSTCAP15
      TSTCAP16
      TSTCAP17
      TSTCAP18
      TSTCAP19
      TSTCAP20
      TSTCAP21
      TSTCAP22
      TSTCAP23
      TSTCAP24
      TSTCAP25
      TSTCAP26
      TSTCAP27
      TSTCAP28
      TSTCAP29
      TSTCAP30
      TSTCAP31
      TSTCAP32

```

	FMP	TEM+1		
	STO	TEM+2		
	CLA	C		
	FAD	TEM+2		
	STO	TEM+3		
	LDQ	Z		
	FMP	TEM+3		
	STO	TEM+4		
	CLA	D		
	FAD	TEM+4		
	STO	TEM+5		
	LDQ	Z		
	FMP	TEM+5		
	STO	TEM+6		
	CLA	E		
	FAD	TEM+6		
	STO	TEM+7		
	CLA	TEM+7		
	FAD	FOO		
	STO	DZ		
	TIX	COUNT+3*((NO-YES)*Z+1)*(LOOP-COUNT)+8*(ZERO-DONE)+8)		TSTCAP33
	REM	TEST OF PROPOSED MODIFICATIONS TO CAP.		TSTCAP34
MUL	INT	0	MULTIPLY DEFINED SYMBOL.	TSTCAP35
MUL	INT	0	MULTIPLY DEFINED SYMBOL.	TSTCAP36
C	PZE	-32+BITS	PZE CODE.	TSTCAP37
C	MZE	NC+65	MZE CODE.	TSTCAP38
	SLW	\$+1	\$ FOR THIS LOCATION	TSTCAP39
	CLA	2*\$\$-1	\$ TEST.	TSTCAP40
	MTH	C/3	DIVISION IN ADDRESS	TSTCAP41
Z	PON	(YES-COUNT)/3+F	PON WITH DIVISION IN ADDRESS ARITHMETIC.	TSTCAP42
	STO	(C-FLAG)/2	DIVISION WITH NEGATIVE ANSWER.	TSTCAP43
	SLW	-8*BITS+\$\$*1+7*Z	USE OF \$ AS A SYMBOL.	TSTCAP44
	ARF	(\$-C)/5+Q	\$/ , AND ILLEGAL OPCODE	TSTCAP45
	* REMARK	CARD WITH * IN COLUMN 1.		TSTCAP46
BLNK	BLNK		BLANK OPCODE.	TSTCAP47
(\$=*/	NOP	UNDEF	S, O, AND U FLAGS.	TSTCAP48
Q	HOL	5	THIS IS HOLLERITH INFO.	TSTCAP49
	CLA*	FLAG	USE OF FLAGGED INSTRUCTION.	TSTCAP50
FLAG	STO	=1139	LITERAL.	TSTCAP51
	CLA	=1139	SAME LITERAL.	TSTCAP52
*	LAC*	=5597.0	E, S, AND F FLAGS.	TSTCAP53
	TNX	Z,3,5	TAG AND DECREMENT FIELD.	TSTCAP54
	FAD	(YES-COUNT)*(NO-LOOP)+START,2+3*(NO-LOOP)		TSTCAP55
DZ	OCT	17,13,-44,C,13,,1	OCT PSEUDO-OP.	TSTCAP56
	FDP	FLAG	A DIVIDE INSTRUCTION.	TSTCAP57
	STO	MUL+UNDEF	FOLLOWED BY A STORE.	TSTCAP58
START	EQU	COUNT+3*(NC-LOOP)	PROPER USE OF EQU.	TSTCAP59
A	TRA	START	USE OF SYMBOL DEFINED BY EQU.	TSTCAP60
PI	EQU	END-COMP	PHASE ERROR.	TSTCAP61
B	TRA	PI	USE OF SYMBOL WITH PHASE ERROR.	TSTCAP62
E	BSS	5	PROPER BSS.	TSTCAP63
F	BSS	LOOP-COUNT	PROPER SYMBOLIC DEFINITION OF BSS.	TSTCAP64
LOOP01	BSS	CALL-F	IMPROPER BSS, PHASE ERROR.	TSTCAP65
CALL	CALL	COUNT,NO,C,YES	LEGAL CALL MACRO.	TSTCAP66
CALL2	CALL	ABLE,BAKER+2,CHRLY-5*(NO-LOOP)		TSTCAP67
FOO	CLA	\$	CHECK ILC AFTER BSS AND CALL.	TSTCAP68
TEM	REM	TEMPORARY STORAGE AREA BEGINS HERE.		
END	END	COUNT+1+UNDEF	FINALLY THE END.	TSTCAP69

POST MORTEM OF CONSOLE.

S,Q,P= 0,0,0

AC = 000000050000

MQ = 606060600500

SI = 000000000007

IR1= 27624

IR2= 1

IR4= 73226

OCTAL DUMP OF CAP FOLLOWS.

144	TTR	002100000213	TTR	002100007767	HTR	000000000000	TIX	232147606060	SXA	063400400164
152	STO	060100000171	LDI	044100000200	LFT	405400000001	TRA	002000000166	STI	060400000172
160	LDI	044100000200	CLA	050000000171	TSX	007400400145	OSI	044200000172	AXT	077400473226
166	TSX	007400400146	HTR	000005000173	TRA	002000000157	HTR	000000000000	HTR	000000000000
174	MZE	436063212243	TIX	256062317125	TNX	602567232525	TIX	242524336060	HTR	000000000000

OCTAL DUMP OF PASS1 FOLLOWS.

201	TTR	002100007615	TTR	002100001353	TTR	002100002465	TTR	002100001375	TTR	002100003217
207	TTR	002100003042	TTR	002100007673	HTR	000000000000	MZE	472162620160	SXA	063400400277
215	TRA	002000000220	TSX	007400400201	HTR	000000000301	TSX	007400400202	TRA	002000000301
223	TSX	007400400203	AXT	077400400012	LAS	434000400246	TRA	002000000230	TRA	002060400247
231	CAL	450000000301	TSX	007400400204	TXI	177777100216	HTR	000000512544	TRA	002000000246
237	TRA	002000000247	HTR	000046236343	TRA	002000000263	HTR	000023464447	TRA	002000000254
245	TRA	002000000266	TRA	002000000216	CAL	450000000301	TSX	007400400204	TSX	007400400205
253	TRA	002000000216	CAL	450000000301	TSX	007400400204	TSX	007400400201	HTR	000000000301
261	HTR	000000000301	TRA	002000000220	CAL	450000000301	TSX	007400400204	TXI	177777100216
267	TSX	007400400201	HTR	000000000301	CAL	450000000301	TSX	007400400204	TSX	007400400210
275	PAC	073700400000	PXA	075400400000	AXT	077400477624	TRA	002000400001	TNX	602545246060
303	TIX	234664456320	PZE	015464452425	TIX	266060263145	TIX	214343706063	TXH	302560254524
311	TNX	606060606060	TNX	606060606060	TNX	606060606060	TNX	606060606060	TNX	636263232147

OCTAL DUMP OF PASS2 FOLLOWS.

317	TTR	002100001121	TTR	002100007703	TTR	002100001353	TTR	002100000644	TTR	002100001230
325	HTR	000000000000	MZE	47216262026C	SXA	063400400455	PAC	073700100000	CAL	450060000317
333	STA	062100000356	ACL	036160000317	STA	062100000357	STA	062100000366	LDI	044100000631
341	OSI	044200000602	STI	060400000602	LDI	044100000631	SXA	063400100576	TSX	007400400320
347	CAL	450000000614	TSX	007400400321	AXT	077400400012	LAS	434000400407	TRA	002000000355
355	TIX	200002400352	AXT	077400400104	LAS	434000401226	TRA	002000000362	TXI	177777400366
363	SIR	005500000002	PXD	475400000000	TRA	002000000367	CAL	450000401226	SLW	060200100000
371	HTR	000000000613	ORS	460200100000	TSX	007400400461	TXI	177777100341	HTR	000000512544
377	HTR	000000314563	TRA	002000000411	HTR	000046236343	TRA	002000000415	HTR	000023464447
405	HTR	000000254524	TRA	002000000432	TSX	007400400512	TRA	002000000341	TSX	007400400323
413	TSX	007400400461	TRA	002000000341	PXD	475400000000	AXT	077400200002	AXT	077400400006
421	RQL	477300000003	LGL	476300000003	TIX	200001400421	TIX	200001200417	SLW	060200100000
427	TXI	177777100341	TSX	007400400512	TRA	002000000341	TSX	007400400322	HTR	000000000613
435	TSX	007400400523	SLW	060200000606	CLA	050000000577	TSX	007400400544	LDQ	056000000631
443	ORA	450100000635	SLW	060200000611	XCL	413000000000	ORA	450100000634	SLW	060200000612
451	SLW	060200000607	SLW	060200000610	TSX	007400400324	HTR	000023000606	AXT	077400477616
457	OSI	044200000602	TRA	002000400001	SXA	063400400510	TSX	007400400523	SLW	060200000606
465	PXA	075400400000	TSX	007400400544	SLW	060200000607	LXA	053400400576	CAL	450000400000
473	STQ	460000000601	LGR	476500000022	ORA	450100000635	SLW	060200000610	STQ	460000000611
501	LDQ	056000000631	LGR	476500000022	XCL	413000000000	ORA	450100000634	SLW	060200000612
507	HTR	000023000606	AXT	077400477405	TRA	002000400001	SXA	063400400521	AXT	077400400005

515	SLW 060200400613	TIX 200001400515	TSX 007400400324	HTR 000023000606	AXT 077400477371	TRA 002000400001
523	SXA 063400400542	TOV 014000000525	PIA 404600000000	LGR 476500000003	CAL 450000000633	AXT 077400400003
531	TQP 016200000534	ALS 076700000006	ACL 036100400606	RQL 477300000001	TIX 200001400531	LDQ 056000000636
537	TOV 014000000542	LGL 476300000006	TNO 414000000540	AXT 077400477343	TRA 002000400001	SXA 063400400553
545	LGR 476500000017	CAL 450000000632	AXT 077400400005	ALS 076700000003	LGL 476300000003	TIX 200001400550
553	AXT 077400477340	TRA 002000400001	SXA 063400400574	XCL 413000000000	PXD 475400000000	AXT 077400400006
561	ALS 076700000003	LGL 476300000003	TIX 200001400561	SLW 060200000600	PXD 475400000000	AXT 077400400006
567	ALS 076700000003	LGL 476300000003	TIX 200001400567	XCL 413000000000	CAL 450000000600	AXT 077400477306
575	TRA 002000400001	HTR 000000027624	HTR 000000050000	PZE 000500000000	HTR 000000000000	HTR 000000000007
603	HTR 000000000025	HTR 000000000046	HTR 000000000064	TNX 606460606060	TNX 606460606060	TNX 606060606060
611	TNX 606060600500	HTR 000000606060	TNX 602545246060	TNX 602545246060	TIX 234664456320	PZE 015464452425
617	TIX 266060263145	TIX 214343706063	TXH 302560254524	TXH 336060606060	TNX 606060606060	TNX 606060606060
625	TNX 606060606060	TNX 606060606060	TNX 636263232147	PZE 061160606060	HTR 000000000000	HTR 000000000060
633	HTR 000000000160	HTR 000000606060	TNX 606060000000	TNX 606060606060		

OCTAL DUMP OF VAREVL FOLLOWS.

637	TTR 002100002510	TTR 002100001423	TTR 002100001445	HTR 000000000000	STR 516551256543	SXA 063400400667
645	SXA 063400200670	SXA 063400100671	CAL 450000400001	ACL 036100001113	STA 062100000722	STZ 060000001104
653	STZ 060000001105	MSE 476000000141	NOP 076100000000	AXT 077400200012	AXT 077400100007	LDQ 056060000722
661	STQ 460000001111	TSX 007400400711	PAX 073400400000	TPL 012000000666	PAC 073700400000	PXA 075400400000
667	AXT 077400477346	AXT 077400200001	AXT 077400127624	TRA 002000400002	PXD 475400000000	NZT 452000001105
675	TRA 002000400001	STZ 060000001104	STZ 060000001105	MSE 476000000141	NOP 076100000000	TXI 100001400703
703	SXA 063400400667	SXA 063400200670	SXA 063400100671	AXT 077400100002	AXT 077400200012	TRA 002000000662
711	SXA 063400401102	STZ 060000001100	STZ 060000001101	STZ 060000001110	STZ 060000001107	AXT 077400400025
717	SXA 063400401103	TRA 002000000737	AXT 077400100006	LDQ 056000200627	PXD 475400000000	LGL 476300000006
725	STQ 460000001111	AXT 077400400025	LAS 434000400775	TRA 002000000732	TRA 002000000775	TIX 200003400727
733	LGR 476500000006	CAL 450000001107	LGL 476300000006	SLW 060200001107	ZET 052000001104	TRA 002000000745
741	LDQ 056000001111	TIX 200001100723	TIX 200001200721	STL 462500001104	AXT 077400400003	CAL 450000001114
747	TRA 002000000775	HTR 000000000020	TRA 002000001031	TRA 002000001047	HTR 000000000040	TRA 002000001034
755	TRA 002000001047	HTR 000000000054	TRA 002000001037	TRA 002000001054	HTR 000000000060	HTR 000060000762
763	TRA 002000001076	HTR 000000000073	HTR 000060000765	TRA 002000001070	HTR 000000000074	HTR 000060000770
771	TRA 002000001055	HTR 000000000034	HTR 000060000773	TRA 002000001064	SXA 063400401106	LAS 434000001115
777	TRA 002000001001	TRA 002000001055	ZET 052000001110	TRA 002000001026	CAL 450000001107	ANA 432000001116
1005	TZE 010000001012	CAL 450000001107	TSX 007400400637	STD 060100001110	TRA 002000001026	LDQ 056000001107
1013	AXT 077400400006	PXD 475400000000	LGL 476300000006	STC 060100001112	CLA 050000001110	ALS 076700000002
1021	ADD 040000001110	ALS 076700000001	ADD 040000001112	STD 060100001110	TIX 200001401014	STZ 060000001107
1027	LXA 053400401103	TRA 002000400776	CLA 050000001110	STD 060100001101	TRA 002000001043	CLS 050200001110
1035	STC 060100001101	TRA 002000001043	LDQ 056000001110	MPY 020000001101	STQ 460000001101	TRA 002000001043
1043	LXA 053400401106	SXA 063400401103	STZ 060000001110	TRA 002000400777	CLA 050000001100	ADD 040000001101
1051	STO 060100001100	STZ 060000001101	TRA 002000000737	TRA 002000000737	TSX 007400400640	HTR 000004001100
1057	TSX 007400400711	STO 060100001110	TSX 007400400641	HTR 000004001100	TRA 002000000737	CLA 050000001100
1065	ADD 040000001101	LXA 053400401102	TRA 002000400001	STL 462500001105	STL 462500001104	PSE 076000000141
1073	SXA 063400100706	SXA 063400200707	TRA 002000001064	STL 462500001104	TRA 002000001064	HTR 000000050000
1101	HTR 000000000000	HTR 000000077116	HTR 000000000144	HTR 000000001077	HTR 000000000000	HTR 000000000014
1107	HTR 000000000000	HTR 000000000000	TNX 602631450000	HTR 000000000001	HTR 000000000014	HTR 000000000034
1115	HTR 000000000074	TNX 606060606060				

OCTAL DUMP OF OPTBL FOLLOWS.

1117	HTR 000000000000	MZE 464763224360	PZE 000104001122	HTR 000000212343	ACL 036100000000	HTR 000000214521
1125	ANA 432000000000	HTR 000000232143	CAL 450000000000	HTR 000000233062	PSE 076000000002	HTR 000000234321
1133	CLA 050000000000	HTR 000000234362	CLS 050200000000	HTR 000000234644	PSE 076000000006	HTR 000000262124
1141	FAD 030000000000	HTR 000000262447	FDP 024100000000	HTR 000000264447	FMP 026000000000	HTR 000000266222
1147	FSB 030200000000	HTR 000000432123	LAC 053500400000	HTR 000000432162	LAS 434000000000	HTR 000000432263
1155	PSE 076000000001	HTR 000000432450	LDQ 056000000000	HTR 000000432743	LGL 476300000000	HTR 000000432751
1163	LGR 476500000000	HTR 000000436721	LXA 053400400000	HTR 000000465121	ORA 450100000000	HTR 000000472263
1171	MSE 476000000001	HTR 000000515043	RQL 477300000000	HTR 000000624366	SLW 060200000000	HTR 000000626346
1177	STO 060100000000	HTR 000000626350	STQ 460000000000	HTR 000000626721	SXA 063400400000	HTR 000000633167
1205	TIX 200001400000	HTR 000000634431	TMI 412000000000	HTR 000000634743	TPL 012000000000	HTR 000000635047
1213	TQP 016200000000	HTR 000000635121	TRA 002000000000	HTR 000000636267	TSX 007400400000	HTR 000000637125
1221	TZE 010000000000	HTR 000000672321	XCA 013100000000	HTR 000000672343	XCL 413000000000	

OCTAL DUMP OF INTOP FOLLOWS.

1226	HTR	000000000000	TXH	314563464760	SXA	063400401340	SXA	063400201341	SXA	063400101314	CAL	450000400001
1234	ACL	036100001350	STA	062100001242	STZ	060000001343	STZ	060000001345	STZ	060000001346	AXT	077400200012
1242	LDQ	056000200627	AXT	077400400006	PXD	475400000000	LGL	476300000006	LAS	434000001347	TRA	002000001264
1250	TRA	002000001302	STL	462500001346	STO	060100001344	CLA	050000001343	ALS	076700000002	ADD	040000001343
1256	ALS	0767C0000001	ACL	036100001344	TRA	002000001270	TIX	200001401244	TIX	200001201242	TRA	002000001330
1264	AXT	077400100010	LAS	434000101302	HTR	000000000040	TRA	002000001310	HTR	000000000073	TRA	002000001302
1272	HTR	000000000020	TRA	002000001305	SIR	005500000004	STL	462500001345	TRA	002000001345	TRA	002000001314
1300	HTR	000000000060	TRA	002000001330	ZET	052000001346	TRA	002000001302	CLS	050200001343	ZET	052000001346
1306	TRA	002000001302	TRA	002000001261	ALS	076700000022	ZET	052000001345	PXD	475400000000	TRA	002000001260
1314	AXT	077400127665	CLA	050000001343	STZ	060000001346	TIX	177777101326	SXA	063400101314	STZ	060000001345
1322	STO	060100100000	STZ	060000001343	ALS	076700000022	ZET	052000001345	PXD	475400000000	TRA	002000001261
1330	LXA	053400101314	CLA	050000001343	AXT	077400477367	AXT	077400200001	TRA	002000400002	HTR	000000000000
1336	STO	0601C0100000	TXI	177777101340	HTR	000000001252	HTR	000000000012	HTR	000000000014		
1344	HTR	000000000000	HTR	000000000000								

OCTAL DUMP OF SCAN FOLLCS.

1351	HTR	000000000000	TIX	234644442160	SXA	063400401372	XCL	413000000000	AXT	077400400006	STZ	060000001374
1357	PXD	4754C0000000	LGL	476300000006	LAS	434000002460	TRA	002000001364	TRA	002000001370	LGR	476500000006
1365	CAL	450000001374	LGL	476300000006	SLW	060200001374	TIX	200001401357	CAL	450000001374	AXT	077400477430
1373	TRA	0020C0400001	HTR	000000254524	SXA	063400401420	SXA	063400201421	CAL	450000400001	ACL	036100002457
1401	STA	062100001404	AXT	077400400012	AXT	077400200006	LDQ	056000400315	PXD	475400000000	LGL	476300000006
1407	LAS	434000002461	TRA	002000001415	TXI	177777101415	LAS	434000002460	TRA	002000001415	TRA	002000001417
1415	TIX	200001201405	TIX	200001401403	TXI	177777101420	AXT	077400477527	AXT	077400200116	TRA	002000400002
1423	SXA	063400401442	SXA	063400201443	CAL	450000400001	PDX	473400200000	PXA	075400200000	ACL	036100400001
1431	STA	062100001433	AXT	077400400764	CAL	450000201104	SLW	060200402457	TIX	200001401440	SIL	405500000002
1437	TRA	0020C0001442	TIX	200001201433	SXA	063400401432	AXT	077400476723	AXT	077400200011	TRA	002000400002
1445	SXA	063400401470	SXA	063400201471	CAL	450000400001	STD	062200001466	ARS	077100000022	ACL	036100400001
1453	STA	062100001464	AXT	077400200001	LXA	053400401432	TXI	100001401457	TXL	700764401462	SIL	405500000004
1461	TRA	002000001470	CAL	450000402457	STZ	060000402457	SLW	060200201104	TXI	100001201466	TXL	700004201456
1467	SXA	0634C0401432	AXT	077400476717	AXT	077400200010	TRA	002000400002	HTR	000000000000	HTR	000000000000

.. FOLLOWING 498 CELLS ALL CCNTAIN HTR 000000000000 ..

2457 HTR 000000000014 HTR 00000000006C HTR 000000000073

OCTAL DUMP OF SYMSTO FOLLCS.

2462	TTR	0021C0001353	HTR	000000000000	TNX	627044272563	LAS	434000003035	TRA	002000002470	TRA	002000400001
2470	SXA	063400402506	TSX	007400402462	XCL	413000000000	PXA	075400100000	PAC	073700400000	PXA	075400400000
2476	LXD	453400402524	TXI	10000240250C	TXL	700310402503	SIL	405500000001	TRA	002000002506	STQ	460000403035
2504	SLW	060200403036	SXD	463400402524	AXT	077400477506	TRA	002000400001	SXA	063400402522	LXD	453400402524
2512	LAS	434000403035	TRA	002000002515	TRA	002000002521	TIX	200002402512	PXD	475400000000	SIR	005500000001
2520	TRA	002000002522	CAL	450000403036	AXT	077400476771	TRA	002000400001	PZE	000106003035	HTR	000000000000

.. FOLLOWING 129 CELLS ALL CCNTAIN HTR 000000000000 ..

2727	HTR	000000254524	HTR	000000050164	HTR	000000632544	HTR	000000050154	HTR	000000264646	HTR	000000050153
2735	PZE	002321434302	HTR	000000050152	HTR	000023214343	HTR	000000050151	MZE	434646470001	HTR	000000050150
2743	HTR	000000000026	HTR	000000050147	HTR	000000000025	HTR	000000050146	HTR	000000000022	HTR	000000050145
2751	HTR	000000004731	HTR	000000050144	HTR	000000000021	HTR	000000050143	TCO	006263215163	HTR	000000050142
2757	HTR	000000002471	HTR	000000050137	HTR	000000000054	HTR	000000050134	HTR	000026432127	HTR	000000050132
2765	HTR	000000000050	HTR	000000050130	TSX	007453135461	HTR	000000050127	HTR	000022434542	HTR	000000050126
2773	RFT	005451254421	HTR	000000050125	HTR	000000000071	HTR	000000050121	HTR	000000000024	HTR	000000050115
3001	HTR	000000000023	HTR	000000050114	HTR	000000446443	HTR	000000050113	HTR	000000446443	HTR	000000050112
3007	HTR	000023464447	HTR	000000050036	HTR	000066465124	HTR	000000050022	HTR	000022316362	HTR	000000050021
3015	HTR	000063306267	HTR	000000050020	HTR	000000464525	HTR	000000050017	HTR	000071255146	HTR	000000050016
3023	HTR	000024464525	HTR	000000050015	HTR	000000004546	HTR	000000050013	HTR	000000702562	HTR	000000050005
3031	HTR	000043464647	HTR	000000050003	PZE	C02346644563	HTR	000000050000	TNX	606060606060		

OCTAL DUMP OF ENDDP FOLLOWS.

3036	TTR	002100002465	TTR	002100007615	HTR	000000000000	MZE	473165215160	NZT	452000003161	TRA	002000400001
3044	SXA	063400403054	CAL	450000003206	TSX	007400403036	TSX	007400403037	HTR	000000003056	LAC	053500403161
3052	SXD	463400403053	TXI	177770103054	AXT	077400477512	TRA	002000400001	TNX	606325446060	TNX	605125446060
3060	TNX	632544474651	TIX	215170606263	MZE	465121272560	TIX	215125216022	TIX	252731456260	TXH	302551253360
3066	TNX	606060606060	TNX	606060606060	TNX	606060606060	TNX	606060606060	TNX	606060606060	TNX	606060606060
3074	SXA	063400403101	AXT	077400400013	TNX	600001403101	SLW	060200403177	SXA	063400403075	AXT	077400474365
3102	TRA	002000400001	SXA	063400403114	CAL	450000400001	SLW	060200003164	TSX	007400403037	HTR	000000003163
3110	TSX	007400403116	AXT	077400427667	TXI	177777403113	SXA	063400403111	AXT	077400474363	TRA	002000400002
3116	SXA	063400403125	AXT	077400400013	SXA	063400403075	AXT	077400400016	CAL	450000003203	SLW	060200403201
3124	TIX	200001403123	AXT	077400474670	TRA	002000400001	CLA	050000003160	LDQ	056000003160	ADD	040000003201
3132	STC	060100003160	CAS	034000003161	STO	060100003161	NOP	076100000000	XCA	013100000000	TNZ	410000003142
3140	CAL	450000003206	TRA	002000400001	CAS	034000003202	TRA	002000003150	TRA	002000003150	ALS	076700000006
3146	ORA	450100003205	TRA	002000400001	XCA	013100000000	PXD	475400000000	DVP	022100003202	RQL	477300000006
3154	STQ	460000003162	ORA	450100003162	ORA	450100003204	TRA	002000400001	HTR	000000000010	HTR	000000000010
3162	HTR	000000000000	TNX	606060606060	TNX	606060606060	TNX	606060606060	TNX	606060606060	TNX	606060606060
3170	TNX	606060606060	TNX	606060606060	TNX	606060606060	TNX	606060606060	TNX	606060606060	TNX	606060606060
3176	TNX	606060606060	TNX	606060606060	TNX	606060606060	TNX	606060606060	TNX	606060606060	TNX	606060606060
3204	TNX	632544200000	TNX	632544200060	TNX	632544606060	HTR	000000000001	HTR	000000000012	TNX	606060606060

OCTAL DUMP OF COMPOP FOLLOWS.

3207	TTR	002100003111	TTR	002100003160	TTR	002100003116	TTR	002100003760	TTR	002100003074	TTR	002100003103
3215	HTR	000000000000	TIX	234644474647	SXA	063400403417	SXA	063400203420	PXA	075400100000	STA	062160003207
3223	CAL	450000400001	ACL	036100003745	STA	062100003241	STZ	060060003210	STZ	060000003425	CAL	450000003743
3231	SLW	060200003424	TSX	007400403211	AXT	077400400310	SXA	063400403333	TOV	014000003236	TRA	002000003237
3237	AXT	077400200012	AXT	077400100006	CAL	450000200315	LAS	434000003751	TRA	002000003245	TRA	002000003272
3245	XCL	413000000000	PXD	475400000000	LGL	476300000006	STQ	460000003426	LAS	434000003747	TRA	002000003254
3253	TRA	002000003270	AXT	077400400007	LAS	434000403304	TRA	002000003260	TRA	002000003304	TIX	200001403255
3261	LGR	476500000006	CAL	450000003424	LGL	476300000006	TNO	414000003267	TSX	007400403332	CAL	450000003743
3267	SLW	060200003424	LDQ	056000003426	TIX	200001103246	TIX	200001203240	STL	462500003425	TRA	002000003304
3275	HTR	000000000020	HTR	000000000040	HTR	000000000054	HTR	000000000061	HTR	000000000074	HTR	000000000034
3303	HTR	000000000013	SLW	060200003427	CAL	450000003424	LAS	434000003743	TRA	002000003311	TRA	002000003317
3311	LDQ	056000003751	LGL	476300000006	TNO	414000003312	TSX	007400403332	CAL	450000003743	SLW	060200003424
3317	ZET	052000003425	TRA	002000003343	CAL	450000003427	TSX	007400403332	CAL	450000003427	ERA	032200003744
3325	TNZ	410000003270	CAL	450000003333	ACL	036100003743	STA	062100003430	TRA	002000003270	SXA	063400403337
3333	AXT	077400400253	SLW	060200403743	TNX	600001403341	SXA	063400403333	AXT	077400474464	TRA	002000400001
3341	SIL	405500000010	TRA	002000003417	CAL	450000003333	STA	062100003431	TRA	002000003346	LXA	053400103431
3347	SXD	463400103364	LXA	053400103430	SXA	063400103432	TXI	177777103353	CAL	450000103743	TZE	010000003363
3355	LAS	434000003750	TRA	002000003360	TRA	002000003366	LAS	434000003746	TRA	002000003363	TRA	002000003370
3363	TXI	177777103364	TXH	300253103353	TRA	002000003401	SXA	063400103432	TRA	002000003363	SXD	463400103376
3371	STZ	060000103743	LXA	053400103432	STZ	060000103743	SXA	063400103376	TSX	007400403212	PZE	000256000306
3377	HTR	000000003743	TRA	002000003350	SXD	463400103406	LXA	053400103432	STZ	060000103743	SXA	063400103406
3405	TSX	007400403212	PZE	000253700307	HTR	000000003743	AXT	077400100310	CAL	450000103743	TZE	010000003415
3413	TSX	007400403213	TXI	177777103411	TSX	007400403214	TNX	606263466060	AXT	077400477520	AXT	077400200116
3421	CAL	450060003207	PAX	073400100000	TRA	002000400002	HTR	000000000001	HTR	000000003274	HTR	000000000000
3427	TNX	606060606060	HTR	0000000000307	HTR	000000000253	HTR	000000000307	TIX	247160606060	HTR	000000000000

.. FOLLOWING 198 CELLS ALL CONTAIN HTR 000000000000 ..

3743	HTR	000000000001	HTR	000000000013	HTR	000000000014	HTR	000000000034	HTR	000000000060	HTR	000000000074
3751	TNX	606060606060										

OCTAL DUMP OF EXPR FOLLOWS.

3752	TTR	002100004163	TTR	002100003074	TTR	002100003103	TTR	002100003127	HTR	000000000000	TIX	256747516060
3760	SXA	063400404136	SXA	063400204137	SXA	063400104140	CAL	450000400001	STD	062200004026	STD	062200004070
3766	STT	062500004143	STA	062100004037	PAX	073400100000	TXI	177777103772	SXA	063400104052	CAL	450000400002
3774	STA	062100004007	STA	062100004054	STA	062100004040	STA	062100004056	SUB	040200004150	STA	062100004132
4002	STZ	060000004144	STZ	060000004142	STZ	060000004145	STZ	060000004146	TRA	002000004007	CAL	450000103743
4010	TZE	010000004025	LAS	434000004154	TRA	002000004014	TRA	002000004031	LAS	434000004153	TRA	002000004017
4016	TRA	002000004031	LAS	434000004152	TRA	002000004022	TRA	002000004033	LAS	434000004151	TRA	002000004025

4024	TRA	002000004033	TXI	177777104026	TXH	300253104007	STL	462500004144	TRA	002000004033	STL	462500004146
4032	TRA	002000004025	NZT	452000004146	TRA	002000004042	SXD	463400104037	TSX	007400403752	PZE	00C256000253
4040	HTR	000000003743	STZ	060000004146	SXA	063400104037	NZT	452000004144	TRA	002000004025	TRA	002000004046
4046	STZ	060000004145	CAL	450000004151	SLW	060200004142	STL	462500004147	AXT	077400100306	STZ	060000004144
4054	CAL	450000103743	TZE	010000004067	STZ	060000103743	LAS	434000004152	TRA	002000004062	TRA	002000004073
4062	LAS	434000004151	TRA	002000004065	TRA	002000004073	TSX	007400403753	STL	462500004145	TXI	177777104070
4070	TXH	300253104054	STL	462500004144	TRA	002000004073	XCL	413000000000	CLA	050000004142	STQ	460000004142
4076	ZET	052000004147	TRA	002000004111	ERA	032200004151	TZE	010000004103	TRA	002000004106	TSX	007400403754
4104	TNX	602621246060	TRA	002000004125	TSX	007400403754	TNX	602662226060	TRA	002000004125	NZT	452000004145
4112	TRA	002000004125	STZ	060000004147	ERA	032200004151	TZE	010000004117	TRA	002000004122	TSX	007400403754
4120	TNX	602343216060	TRA	002000004125	TSX	007400403754	TNX	602343626060	TRA	002000004125	NZT	452000004144
4126	TRA	002000004067	ZET	052000004143	TRA	002000004136	TSX	007400403755	SLW	060200103742	TSX	007400403753
4134	TSX	007400403754	TNX	606263466060	AXT	077400474373	AXT	077400200001	HTR	000000000000	TRA	002000400003
4142	TIX	264646606060	HTR	000000700000	HTR	000000004072	HTR	000000004067	HTR	000000000000	HTR	000000000000
4150	HTR	000000000001	HTR	000000000020	HTR	000000000040	HTR	000000000054	HTR	000000000061		
OCTAL DUMP OF TERM FOLLOWS.												
4155	TTR	002100003074	TTR	002100003103	TTR	002100003116	TTR	002100003127	HTR	000000000000	TNX	632551446060
4163	SXA	063400404310	SXA	063400204311	SXA	063400104312	CAL	450000400001	STD	062200004214	PAX	073400100000
4171	TXI	177777104172	CAL	450000400002	STA	062100004201	STA	062100004203	SUB	040200004315	STA	062100004274
4177	STA	062100004304	STZ	060000004314	CAL	450000103743	TZE	010000004213	STZ	060000103743	LAS	434000004317
4205	TRA	002000004207	TRA	002000004240	LAS	434000004316	TRA	002000004212	TRA	002000004216	TSX	007400404155
4213	TXI	177777104214	TXH	300256104201	TRA	002000004262	XCL	413000000000	CAL	450000004314	STQ	460000004314
4221	TZE	010000004225	ERA	032200004316	TZE	010000004230	TRA	002000004235	TSX	007400404156	TNX	604324506060
4227	TRA	002000004213	TSX	007400404156	TNX	602644476060	TSX	007400404156	TNX	606723216060	TRA	002000004213
4235	TSX	007400404156	TNX	602624476060	TRA	002000004213	XCL	413000000000	CAL	450000004314	STQ	460000004314
4243	TZE	010000004247	ERA	032200004316	TZE	010000004252	TRA	002000004255	TSX	007400404156	TNX	602624476060
4251	TRA	002000004213	TSX	007400404156	TNX	602644476060	TRA	002000004213	TSX	007400404156	ERA	032200004316
4257	TSX	007400404156	TNX	606723216060	TRA	002000004213	CAL	450000004314	TZE	010000004267	TNX	602644476060
4265	TZE	010000004271	TRA	002000004301	TSX	007400404157	TRA	002000004310	TSX	007400404156	TRA	002000004310
4273	TSX	007400404160	SLW	060200103742	TSX	007400404155	TSX	007400404156	TNX	606263466060	TRA	002000004310
4301	TSX	007400404156	TNX	602624476060	TSX	007400404160	SLW	060200103742	TSX	007400404155	TSX	007400404156
4307	TNX	606263506060	AXT	077400473742	AXT	077400200001	AXT	077400100256	TRA	002000400003	HTR	000000000054
4315	HTR	000000000001	HTR	000000000054	HTR	000000000061						
OCTAL DUMP OF (MAIN) FOLLOWS.												
4320	TTR	002100004331	TSX	007400404320	TXL	777777777777	TXL	777777777777	TXL	777777777777		
OCTAL DUMP OF ASSEMBLED PROGRAM FOLLOWS.												
50000	LDQ	056000050016	STQ	460000050021	LXA	053400450020	PSE	076000000001	TRA	002000050013	SLW	060200050022
50006	CAL	450000050021	ACL	036100050017	SLW	060200050021	CAL	450000050022	LGR	476500000001	TIX	200001450003
50014	CAL	450000050021	TTR	002100070000	HTR	000000000000	HTR	000001000000	LAS	434000000044	HTR	000000000000
50022	HTR	000000000000	HTR	000000000010	TRA	002000000000	HTR	000001000000	HTR	000002000000	MZE	400007000000
50030	HTR	000000000000	HTR	000011000000	HTR	000000000000	CLA	050000050005	FAD	030000050003	STD	060100050013
50036	LDQ	056000050143	FMP	026000050145	XCA	013100000000	FMP	026000050114	FDP	024100050115	XCA	013100000000
50044	FDP	024100050146	XCA	013100000000	FDP	024100050132	STQ	460000050154	CLA	050000050154	STD	060100050121
50052	TRA	002000050036	CLA	050000050150	FSB	030200050142	STO	060100050000	LDQ	056000050121	FMP	026000050143
50060	STO	060100050154	CLA	050000050145	FAD	030000050154	STO	060100050155	LDQ	056000050121	FMP	026000050155
50066	STO	060100050156	CLA	050000050114	FAD	030000050156	STO	060100050157	LDQ	056000050121	FMP	026000050157
50074	STC	060100050160	CLA	050000050115	FAD	030000050160	STO	060100050161	LDQ	056000050121	FMP	026000050161
50102	STC	060100050162	CLA	050000050146	FAD	030000050162	STO	060100050163	LDQ	056000050121	FAD	030000050153
50110	STO	060100050137	TIX	200001440517	HTR	000000000000	STO	060100050163	HTR	000000047761	HTR	000000050114
50116	SLW	060200000001	CLA	050000077777	HTR	000000000000	HTR	000000050154	STO	060100077762	SLW	060200030657
50124	HTR	000000000014	HTR	000000050115	HTR	000000050126	HTR	000000000000	HTR	000000000000	HTR	000000050132
50132	STC	060100031043	CLA	050000031043	HTR	000000000000	HTR	000000050121	HTR	000000050212	HTR	000000000021
50140	FDP	024100050132	STO	060100050113	HTR	000000050030	TRA	002000050142	HTR	000000000126	TRA	002000050144
50146	HTR	000000000005	HTR	000000000003	HTR	000000000002	HTR	000000050000	HTR	000000000000	CLA	050000000000

.. FOLLOWING 147 CELLS ALL CONTAIN HTR 000000000000 ..

50377 HTR 000000000000
 END OF POST MORTEM.
 END OF RUN.

Appendix C

SUGGESTED ADDITIONS TO CAP

This appendix contains a list of suggested modifications to CAP which a student may attempt to make when using CAP as a laboratory exercise. With each modification is given a "point" value which is an indication of the relative difficulty of modification.

The descriptions of many of these additions make reference to similar facilities in FAP (FØRTRAN Assembly Program). Detailed information on the operation of the FAP facilities can be obtained from the FAP reference manual.*

C.1 Symbols

- | | |
|--|-----------|
| 1. Add a test for multiply defined symbols and have CAP indicate with an M every operation involving a multiply defined symbol. | 40 points |
| 2. Sort the symbol table after PASS1. Beware, this is a difficult modification. If it fails, nothing else in CAP will work properly. | |
| a. Interchange sort. | 40 points |
| b. Radix sort or any sort which takes a time comparable to $N \log N$. | 75 points |
| 3. Use an exponential table lookup of the sorted symbol table for SYMGET. | 75 points |
| 4. Add the pseudo-op EQU which is to operate as in FAP. Check for phase errors, and indicate with a P. | 50 points |
| 5. Add a test to flag the eleven illegal characters in the location field. Indicate with an S. | 35 points |

C.2 Operation Field

- | | |
|---|-----------|
| 1. Add the three-letter prefix codes to CAP as in FAP (that is, PZE, MZE, PØN, etc., and blank field). | 25 points |
| 2. Add the pseudo-op ØCT which accepts octal input in the same format as INT. Errors should be indicated with an E. | 50 points |
| 3. Add the pseudo-op BSS as in FAP. Check for phase errors and indicate with a P. | 40 points |
| 4. Add the pseudo-op HØL which accepts a card in the format of that in Figure C.1. n is a digit from 1 to 9, or if blank or 0 it is assumed to be 10. | 50 points |

*Reference Manual, FØRTRAN Assembly Program (FAP), IBM Publication C28-6235 (September, 1962).

HØL should then use n words of storage for BCI words as the FAP pseudo-op BCI does.

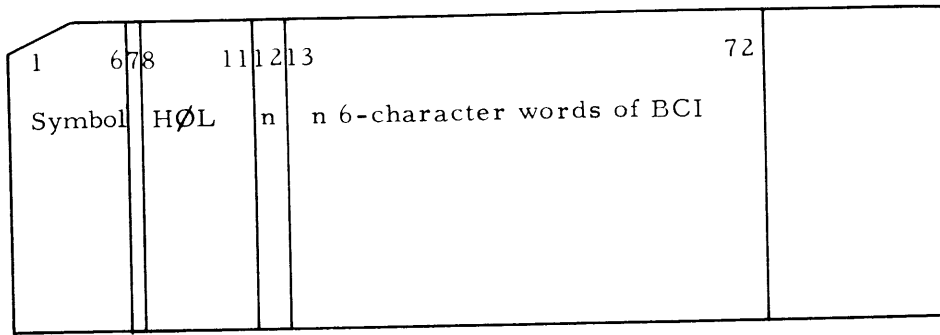


Figure C.1. Format for HØL pseudo-operations.

- | | |
|--|-----------|
| <p>5. Add the pseudo-op CALL as in FAP except that:</p> <ul style="list-style-type: none"> a. No transfer vector is formed. b. No error words are generated. | 50 points |
| <p>6. Allow for indirect addressing of operators with an asterisk.</p> | 25 points |
| <p>7. Use an exponential table lookup for the op-table. (Only 25 points if you did this for the symbol table also.)</p> | 75 points |
| <p>8. Improve the REM pseudo-op so that blanks replace the letters REM in the assembly listing.</p> | 25 points |

C.3 Variable Field

- | | |
|---|-----------|
| <p>1. Modify VAREVL to accept a "/" as a break character for division. Be careful of signs.</p> | 25 points |
| <p>2. Modify CAP to consider "\$" as a symbol (in the variable field) meaning "this location" as does the "*" in FAP.</p> | 40 points |
| <p>3. Add decimal integer literals.</p> | 75 points |
| <p>4. Modify CAP to accept a tag field and remove the present tags in ØPTBL.</p> | 25 points |
| <p>5. Extend 4 so that CAP will also accept a decrement field and remove the present decrement in ØPTBL.</p> | 15 points |

C.4 Assembly Listing

- | | |
|--|-----------|
| <p>1. After the assembly listing, print a listing of symbols defined and their values.</p> | 40 points |
| <p>2. Bonus for literals: After the symbol table, print a listing of literals.</p> | 40 points |
| <p>3. Bonus for multiply defined symbols: Before the assembly listing, print a list of multiply defined symbols and their multiple values.</p> | 40 points |
| <p>4. Bonus for symbol table: Form a table of undefined symbols and print after the assembly listing.</p> | 25 points |

- 5. Print \emptyset CT, INT, and CALL in detail mode. 25 points
- 6. Consider a * in column 1 to indicate a remark as in FAP. 25 points
- 7. Improve the assembly listing by separating the fields of the octal words, that is, CLA 64 should print as follows: 65 points

0500 00 0 00100

While TXL 1,1,1 should print

-3 00001 1 00001.

and INT -32 should print

-000040 000000

while \emptyset L 1 AB should print (if you have added \emptyset L)

602122606060

- 8. Print the nonerror indications A, T, and D where applicable. For example, the letter A means either "an instruction normally written with an address does not have one" or "an instruction normally written without an address has one." Similarly for T (tag) and D (decrement). 40 points

- 9. Add the nonerror indications F and Q. F means "a nonindirectly addressable instruction has an indirect address." Q means "the instruction \emptyset (instead of the probable STQ) follows a divide instruction." 50 points

N.B.: In connection with these last three suggestions (and others) you may note that all operation codes are completely specified by the first four and the last four octal digits. Thus the middle four may be used in \emptyset PTBL for A, T, D, and F information and for controlling printing of instructions. These middle four digits may be masked out of the opcode before inserting in the assembled program.

C.5 Compiler

- 1. Add diagnostics to \emptyset MP including 75 points
 - a. Nonzero reduction level.
 - b. Illegal grammar, that is,

multiple "=" signs

A = C(B)

A = C) + (B

A = C + (*C)

- 2. Let column 7 be used for continuation cards in the same way that column 6 is in FORTRAN, or column 11 is in MAD. 50 points

- 3. Add the operator ** to \emptyset MP in such a way that A**B would be compiled as 75 points

CLA A

LDQ B

TSX EXP3, 4

and the result from EXP3 is left in the AC. The operator ** should be given proper precedence.

4. Modify the compiler to accept integer and floating point constants and form these into a table, say, LIT+00 to LIT+99 at the end of the program after TEM. To convert an integer of magnitude less than 2^{27} to floating point, the following sequence of 7090 instructions will work: | 90 points

CLA INT		C(AC) = address integer
ØRA = Ø233000000000		Put in exponent
FAD = Ø233000000000		Normalize
STØ FLT		C(FLT) = floating point equivalent of the integer INT

5. Improve the efficiency of the compiler by reducing the number of combinations | 50 - 100 points

STØ TEM+n

CLA TEM+n

and replacing the combinations

STQ TEM+n

CLA TEM+n

and

STØ TEM+n

LDQ TEM+n

with

XCA