

Maintenance Library

3268

Printer

Models 1 and 2

Parts Catalog

PREFACE

This Parts Catalog (PC) contains listings and illustrations of all replaceable assemblies, subassemblies and detail parts released on or before March 1, 1983 for the 3268 Printer, Models 1 and 2.

Fourth Edition (April 1983)

This edition of the 3268 Printer, Models 1 and 2, Form S131-0080-3 is a major revision of, and obsoletes Form S131-0080-2.

Information in this manual is subject to changes; any such changes will be reported in later revisions or Technical Newsletters.

This manual may contain reference to, or information about, IBM products (machines and programs), programming, or services that are not announced in your country. Such references or information must not be construed to mean that IBM intends to announce such IBM products, programming, or services in your country.

Publications are not stocked at the address given below; requests for IBM publications should be made to your IBM representative or to the IBM branch office serving your locality.

This manual has been prepared by the IBM Communications Product Division, Planning, Production, and Controls, Department E03, P.O. Box 12195, Research Triangle Park, North Carolina, 27709.

A form is provided at the back of this manual for reader's comments. If the form has been removed, comments may be sent to the above address. IBM may use or distribute any of the information you supply in any way it believes appropriate without incurring any obligation whatever. You may, of course, continue to use the information you supply.

IBM has prepared this maintenance manual for the use of IBM customer engineers in the installation, maintenance, and repair of the specific machines indicated. IBM makes no representation that is suitable for any other purpose.

The drawings and specifications contained herein shall not be reproduced in whole or in part without written permission.

©Copyright International Business Machines Corporation 1981, 1982, 1983.

HOW TO USE THIS PARTS CATALOG

HOW TO FIND PART INFORMATION:

WHEN ASSEMBLY LOCATION IS KNOWN.

PERFORM STEPS
①, ③ AND ④

WHEN ASSEMBLY NAME IS KNOWN

PERFORM STEPS
②, ③ AND ④

WHEN PART NUMBER IS KNOWN

PERFORM STEPS
⑤, ⑥ AND ⑦

1 TURN TO THE VISUAL INDEX - THEN LOCATE, BY ILLUSTRATION, THE ASSEMBLY CONTAINING THE PART.

2 TURN TO THE CONTENTS PAGE - THEN LOCATE, BY NAME, THE ASSEMBLY CONTAINING THE PART.

3 TURN TO THE PAGE FOR THAT ASSEMBLY - THEN LOCATE THE PART VISUALLY.

4 USING THE INDEX NUMBER SHOWN WITH THE PART, REFER TO THE ACCOMPANYING LISTING TO OBTAIN THE PART NUMBER, DESCRIPTION AND QUANTITY.

5 TURN TO THE NUMERICAL INDEX - THEN NOTE THE FIGURE AND INDEX NUMBER GIVEN FOR THAT PART NUMBER.

6 TURN TO THE FIGURE NUMBER GIVEN - THEN FIND THE INDEX NUMBER ON THE ILLUSTRATION.

7 FIND THE CORRESPONDING INDEX NUMBER IN THE ACCOMPANYING LISTING TO OBTAIN THE DESCRIPTION AND QUANTITY OF THE PART.

NOTE:
IF THE DESIRED ITEM IS PART OF A SUBASSEMBLY NOT BROKEN DOWN WITHIN THAT FIGURE, REFER TO THE FIGURE ASSIGNED TO THE SUBASSEMBLY, LOCATE THE PART VISUALLY AND OBTAIN THE PART NUMBER, DESCRIPTION AND QUANTITY FROM THE ACCOMPANYING LISTING.

- 1 NO NO. - When this notation appears in the Part No. column, it denotes a part or group of parts that have not been assigned a part number or which are not recommended for field replacement.
- 2 NR - This notation in the Part No. column denotes a part not recommended for field replacement.
- 3 NP - This notation in the Part No. or Description column indicates parts that are non-procurable. In these cases the next higher assembly should be ordered.
- 4 AR - The notation AR in the Units Per Asm. column indicates that the quantity of the part is used as required.
- 5 SIMILAR ASSEMBLIES - If two or more assemblies contain a majority of identical parts, they are combined in the same listing. Parts common to assemblies are illustrated and listed by one index number. Parts peculiar to one or the other of the assemblies are listed separately and identified either in the description of the part, or by a descriptive trailer line.
- 6 REF - The notation REF in the Units Per Asm. column indicates that the listing of the assembly is repeated and reference should be made to its previous listing for the quantity required.
- 7 INDENTURE - The indentation of items under the numerals 1 through 4 at the head of the Description column shows the relationship between assemblies, subassemblies and detail parts. For example:
 - 1 2 3 4
 - (No dot) MAIN ASSEMBLY
 - (One dot) • Detail parts of main assembly
 - (One dot) • Assembly within main assembly
 - (Two dot) • • Detail part of one dot assembly
 - (Two dot) • • Assembly within one dot assembly
 - (Three dot) • • • Detail parts of two dot assembly
- 8 ATT PT - This notation in the Description column is used to denote hardware that attaches assemblies, subassemblies and detail parts to the next higher assembly. The attaching hardware is listed immediately following the part to be attached.

FIGURE - INDEX NUMBER	PART NUMBER	UNITS PER ASM.	DESCRIPTION			
			1	2	3	4
22 -	NO NO.	REF	TRANSPORT AND VACUUM ASSEMBLY			
1			THIS ASSEMBLY CANNOT BE ORDERED FOR REPLACEMENT, SEE LIST 2-252 FOR NEXT HIGHER ASM			
- 1	1846187	1	•	DOOR ASSEMBLY, VACUUM COLUMN - MODS 6, 8		
- 1	1846188	1	•	DOOR ASSEMBLY, VACUUM COLUMN - MOD 4		
- 2	55918	5	•	SCREW, MACH BD HD - 10-32 X 0.625 LG ATT PT		
- 3	45690	5	•	WASHER, FL - 0.203 ID X 0.408 OD ATT PT		
- 4	2512946	AR	•	SHIM, DOOR VAC COLUMN 0.015 THK		
- 4	2512948	AR	•	SHIM, DOOR VAC COLUMN 0.030 THK		
- 5	1846100	AR	•	PNEUMATIC HOSES TRANSPORT ASSEMBLY		
- 9	2523727	1	•	DISC, DECORATIVE		
- 10	1767707	1	•	COVER		
- 11	322562	3	•	SCREW, BD HD - 10-32 X 2.000 INCHES LG ATT PT		
- 12	1767705	1	•	CAM		
- 13	1766920	1	•	SPRING, COMP 1.190 OD X 2.750 LG		
- 14	1767720	1	•	HUB ASM		
- 15	356742	3	• •	CLAMP, 0.375 ID X 0.173 MTG HOLE		
- 16	5489002	3	• •	SCREW, MACH BD HD - 6-32 X 0.250 LG ATT PT		
- 17	1090873	6	• •	LOCKWASHER, SPLIT - 0.168 ID X 0.296 OD ATT PT		
- 18	1767703	3	• •	ROLLER, TRIPLE		
- 19	1767711	3	• •	ROLLER, SINGLE		

CONTENTS

Cable Assemblies with Component Parts (2 Sheets) 43

3268 PRINTER

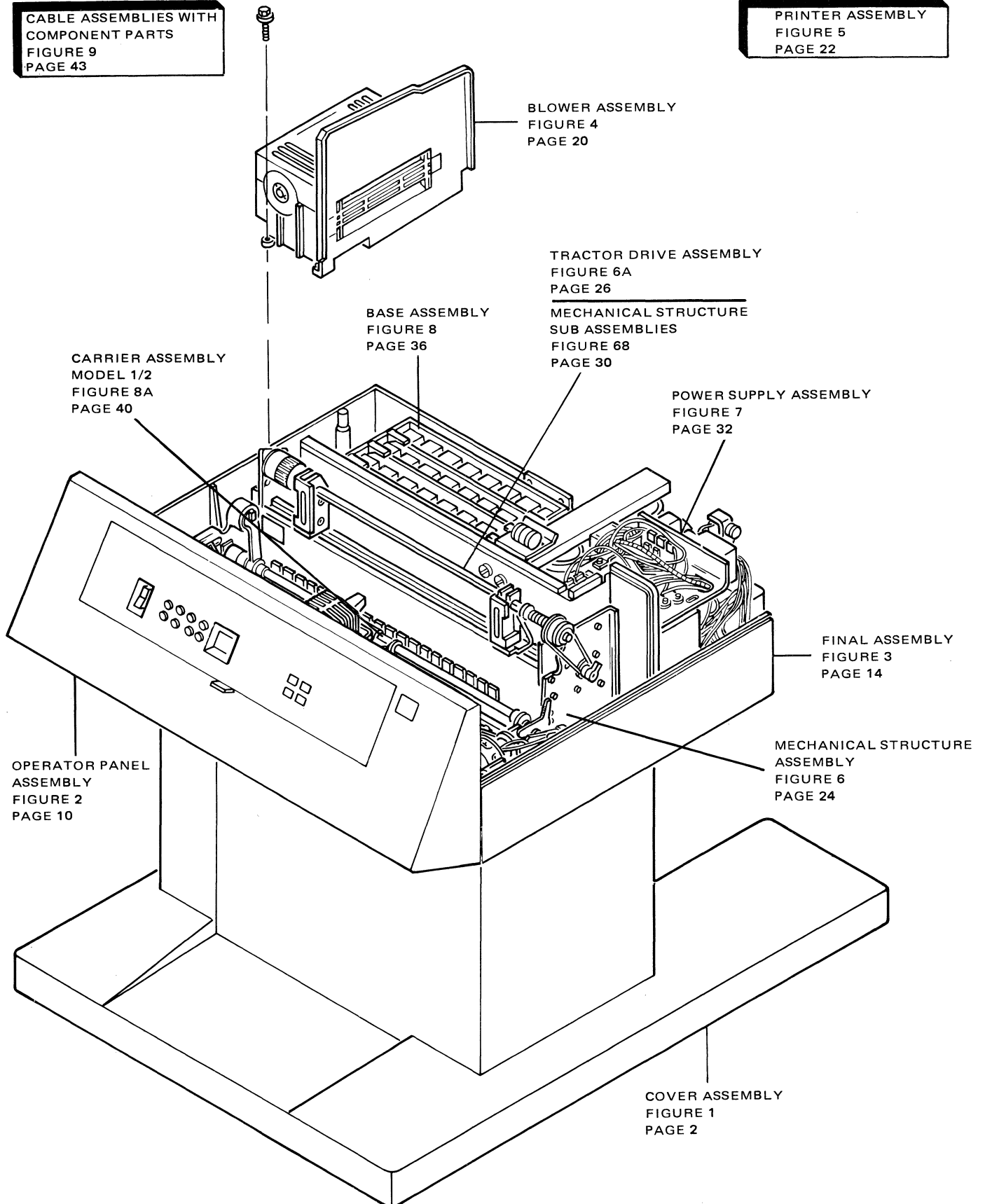
Blower Assembly 20
Cover Assembly 2
Final Assembly (2 Sheets) 14
Operator Panel Assembly 10

PRINTER ASSEMBLY

Base Assembly 36
Carrier Assembly—Model 1/2 40
Mechanical Structure Assembly 24
Mechanical Structure Sub Assemblies 30
Power Supply Assembly (2 Sheets) 32
Printer Assembly 22
Tractor Drive Kit 26

CABLE ASSEMBLIES WITH
COMPONENT PARTS
FIGURE 9
PAGE 43

PRINTER ASSEMBLY
FIGURE 5
PAGE 22



VISUAL INDEX I. 3268 PRINTER ASSEMBLY

CATALOG SECTION

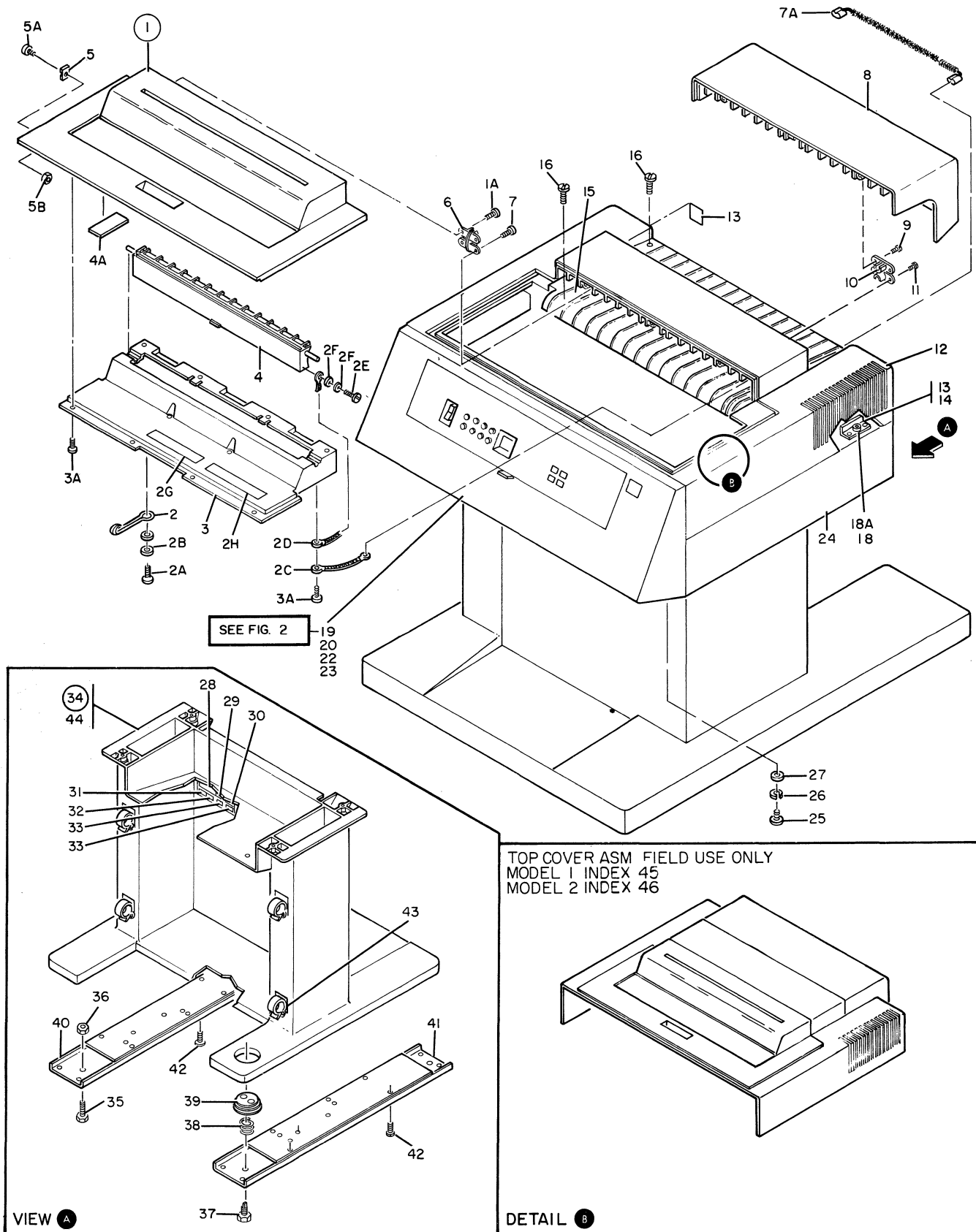


FIGURE 1. COVER ASSEMBLY. SEE LIST 1.

COVER ASSEMBLY

FIGURE- INDEX NUMBER	PART NUMBER	UNITS PER ASM.	DESCRIPTION			
			1	2	3	4
1 -	1989710 NP	1	COVER ASSEMBLY			
			FOR ILLUSTRATION SEE FIGURE 1			
- 1	8674573	1	. ACCESS COVER ASM-ENGLISH-MODELS 1 AND 2			
- 1	8674586	1	. ACCESS COVER ASM-ENGLISH-MODEL 2C			
- 1	8674575	1	. ACCESS COVER ASM-BRAZIL/PORTUGUESE			
- 1	8674576	1	. ACCESS COVER ASM-CANADA			
- 1	8674577	1	. ACCESS COVER ASM-DANISH			
- 1	8674578	1	. ACCESS COVER ASM-FINNISH			
- 1	8674579	1	. ACCESS COVER ASM-FRENCH			
- 1	8674580	1	. ACCESS COVER ASM-GERMAN			
- 1	8674581	1	. ACCESS COVER ASM-ITALIAN			
- 1	8674582	1	. ACCESS COVER ASM-JAPANESE			
- 1	8674583	1	. ACCESS COVER ASM-SPANISH			
- 1	8674584	1	. ACCESS COVER ASM-SWEDISH			
			NOTE:ORDER CORRECT P/N FROM 1-45 OR 1-46 TO REPLACE THIS PART,IF COMPLETE TOP UNIT IS BROKEN ONLY.			
- 1A	1621061	6	. SCREW,CHEESE HD-M4 X 10 LG ATT PT			
- 2	6026139	2	. . . SPRING			
- 2A	7838642	2	. . . SCREW,SELF TAP HEX WSHR HD-M4.7 X 10 LG ATT PT			
- 2B	1622305	4	. . . WASHER,FL- M5 10 OD X 1 THK ATT PT			
- 2C	6026134	1	. . . JUMPER ASM			
- 2D	6026133	1	. . . JUMPER ASM			
- 2E	7838642	1	. . . SCREW,SELF TAP HEX WSHR HD-M4.7 X 10 LG ATT PT			
- 2F	1622304	2	. . . WASHER,FL- M4 9 OD X 0.8 THK ATT PT			
- 2G	8674541	1	. . . LABEL,CUSTOMER WARNING-CANADIAN FRENCH			
- 2H	8674534	1	. . . LABEL,CUSTOMER WARNING-ENGLISH			
- 2H	8674536	1	. . . LABEL,CUSTOMER WARNING-BELGIUM			
- 2H	8674540	1	. . . LABEL,CUSTOMER WARNING-PORTUGUESE/BRAZIL			
- 2H	8674543	1	. . . LABEL,CUSTOMER WARNING-DANISH			
- 2H	8674544	1	. . . LABEL,CUSTOMER WARNING-FINNISH			
- 2H	8674545	1	. . . LABEL,CUSTOMER WARNING-FRENCH			
- 2H	8674546	1	. . . LABEL,CUSTOMER WARNING-GERMAN			
- 2H	8674547	1	. . . LABEL,CUSTOMER WARNING-ITALIAN			
- 2H	8674548	1	. . . LABEL,CUSTOMER WARNING-JAPANESE			
- 2H	8674568	1	. . . LABEL,CUSTOMER WARNING-SPANISH			
- 2H	8674569	1	. . . LABEL,CUSTOMER WARNING-SWEDISH			
- 3	8678309 NP	1	. . . WINDOW			
			NOTE:ORDER ACCESS COVER ASSEMBLY, REFERENCE 1-1			
- 3A	7838642	10	. . . SCREW,SELF TAP HEX.WSHR HD-M4.7 X 10 LG ATT PT			
- 4	6026136	1	. . . CONTROL ASM,PAPER			
- 4A	8678243	1	. . . LABEL,RIBBON REPLACEMENT-MODELS 1 AND 2 U.S. MACHINES ONLY			
- 5	6026100	1	. MAGNET			
			NOTE:OLD STYLE MACHINES ONLY. IF 1-5,P/N 6026100 IS ORDERED,A B/M WILL BE SENT FOR REMOVING THIS ASSEMBLY ALONG WITH THE SWITCH ASSEMBLY.			
- 5A	1621164	1	. SCREW,PAN HD-M2.5 X 12 LG ATT PT			
- 5B	1622431	1	. NUT,THIN HEX-M2.5 X 5 FLW ATT PT			
- 6	8674549	3	. HINGE			
- 7	1621061	6	. SCREW,CHEESE HD- M4 X 10 LG ATT PT			
- 7A	850248	1	. STATIC ELIMINATOR			
- 8	8678344	1	. BUSTLE			
			NOTE:ORDER CORRECT P/N FROM 1-45 OR 1-46 TO REPLACE THIS PART,IF COMPLETE TOP UNIT IS BROKEN ONLY.			
- 9	1621061	6	. SCREW,CHEESE HD- M4 X 10 LG ATT PT			
- 10	8674549	3	. HINGE			

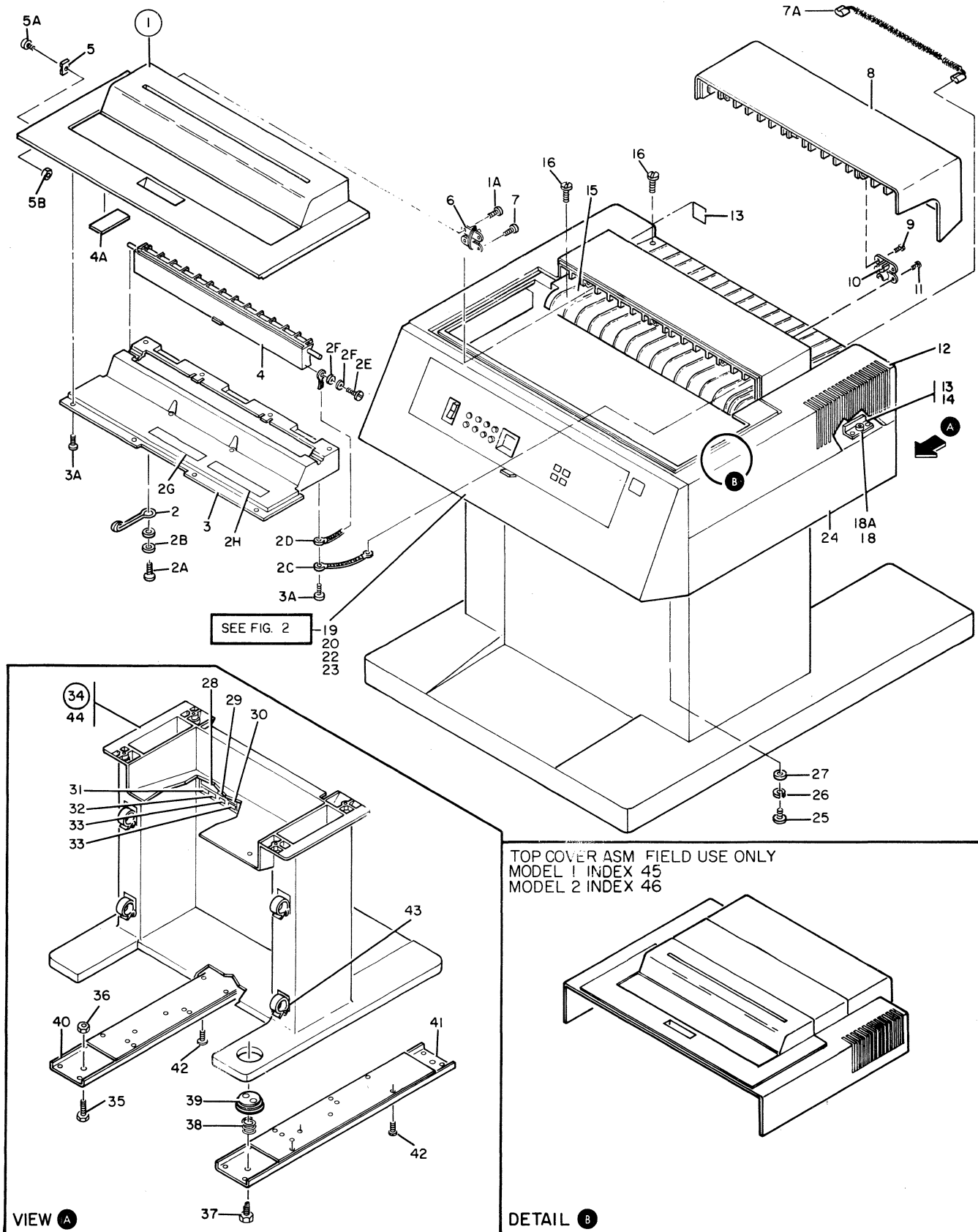


FIGURE 1. COVER ASSEMBLY. SEE LIST 1.

COVER ASSEMBLY

FIGURE- INDEX NUMBER	PART NUMBER	UNITS PER ASM.	DESCRIPTION			
			1	2	3	4
1 - 11	1621061	6	.	SCREW,CHEESE HD- M4 X 10 LG		ATT PT
- 12	8674570	1	.	CENTER TOP COVER ASSEMBLY-MODEL 1		
- 12	8674571	1	.	CENTER TOP COVER ASSEMBLY-MODEL 2		
				NOTE:ORDER CORRECT P/N FROM 1-45 OR,1-46 TO REPLACE THIS PART,IF COMPLETE TOP UNIT IS BROKEN ONLY.		
- 13	8674542	2	.	STUD ASM		ATT PT
- 14	2722106	2	.	RING,RETAINING		ATT PT
- 15	1989698	NP	.	PAPER GUIDE,OUT		
- 16	7838642	4	.	SCREW,SELF TAP HEX WSHR HD-M4.7 X 10 LG		ATT PT
- 17	6341072	1	.	LOGO-MODEL 1		
- 17	6341070	1	.	LOGO-MODEL 2		
- 18	2721378	2	.	PLATE,LATCH		
- 18A	7838642	4	.	SCREW,SELF TAP HEX WSHR HD-M4.7 X 10 LG		ATT PT
- 19	NO NO.	1	.	OPERATOR PANEL ASSEMBLY-MODEL 1		
- 19	NO NO.	1	.	OPERATOR PANEL ASSEMBLY-MODELS 2 AND 2C FOR DETAIL BREAKDOWN SEE FIGURE 2.		
- 20	7838642	3	.	SCREW,SELF TAP HEX WSHR HD-M4.7 X 10LG		ATT PT
- 22	1622305	3	.	WASHER,FL- M5 10 OD X 1 THK		ATT PT
- 23	1621182	4	.	SCREW,PAN HD-M3.5 X 8 LG		ATT PT
- 24	8678341	NP	.	COVER,BOTTOM		
- 25	1621531	4	.	SCREW,HEX SOC CAP HD-M6 X 30 LG		ATT PT
- 26	1622320	4	.	LOCKWASHER		ATT PT
- 27	1622306	4	.	WASHER,FLAT M6- 12.5 OD X 1.6 THK		ATT PT
- 28	5996127	NP	.	PLATE,POWER RATING		
- 28	5895649	NP	.	PLATE,POWER RATING-CANADA		
- 29	855264	NP	.	PLATE,MGF BY USA		
- 29	855265	NP	.	PLATE,MGF BY ---		
- 29	855266	NP	.	PLATE,MGF BY WT		
- 29	855267	NP	.	PLATE,MGF FOR USA		
- 29	855268	NP	.	PLATE,MGF FOR ---		
- 29	855269	NP	.	PLATE,MGF FOR WT		
- 29	855270	NP	.	PLATE,RECON BY USA		
- 29	855272	NP	.	PLATE,RECON BY WT		
- 29	855273	NP	.	PLATE,RENOV BY USA		
- 29	855275	NP	.	PLATE,RENOV BY WT		
- 29	855276	NP	.	PLATE,RECON FOR USA		
- 29	855278	NP	.	PLATE,RECON FOR WT		
- 29	855279	NP	.	PLATE,RENOV FOR USA		
- 29	855281	NP	.	PLATE,RENOV FOR WT		
- 29	855284	NP	.	PLATE,MGF EXPORT		
- 29	855285	NP	.	PLATE,UK IMPORT		
- 29	8112300	NP	.	PLATE,MGF EXPORT-GNK		
- 29	8112301	NP	.	PLATE,TRADE MARK-WT		
- 29	8112302	NP	.	PLATE,TRADE MARK-WT		
- 29	855262	NP	.	PLATE,PROPERTY-USA		
- 29	1310782	NP	.	PLATE,PROPERTY-ARGENTINA		
- 29	1976194	NP	.	PLATE,PROPERTY-JAPAN		
- 29	2418180	NP	.	PLATE,PROPERTY-ITALIA		
- 29	4056393	NP	.	PLATE,PROPERTY-DEUTCHLAND		
- 29	4134351	NP	.	PLATE,PROPERTY-AUSTRALIA		
- 29	4134352	NP	.	PLATE,PROPERTY-BAHAMAS		
- 29	4134353	NP	.	PLATE,PROPERTY-BELGIUM		
- 29	4134354	NP	.	PLATE,PROPERTY-BOLIVIA		
- 29	4134355	NP	.	PLATE,PROPERTY-CHILE		
- 29	4134356	NP	.	PLATE,PROPERTY-COLUMBIA		
- 29	4134357	NP	.	PLATE,PROPERTY-COSTA RICA		
- 29	4134358	NP	.	PLATE,PROPERTY-DENMARK		
- 29	4134359	NP	.	PLATE,PROPERTY-ECUADOR		
- 29	4134360	NP	.	PLATE,PROPERTY-FINLAND		
- 29	4134361	NP	.	PLATE,PROPERTY-GUATEMALA		

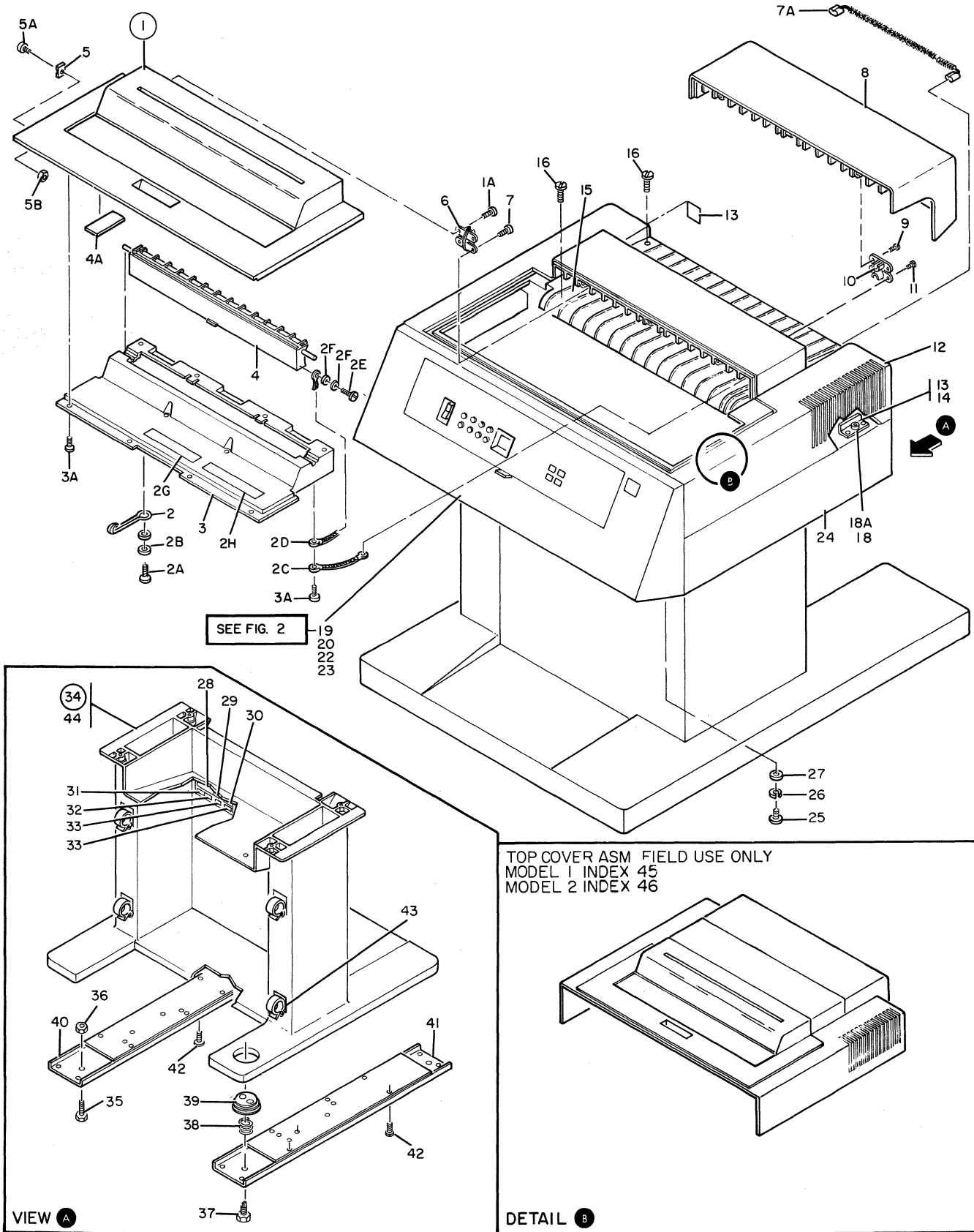


FIGURE 1. COVER ASSEMBLY. SEE LIST 1.

COVER ASSEMBLY

FIGURE- INDEX NUMBER	PART NUMBER	UNITS PER ASM.	DESCRIPTION			
			1	2	3	4
1 - 29	4134362 NP	1	.	PLATE, PROPERTY-IRELAND		
- 29	4134363 NP	1	.	PLATE, PROPERTY-KOREA		
- 29	4134364 NP	1	.	PLATE, PROPERTY-MEXICO		
- 29	4134366 NP	1	.	PLATE, PROPERTY-PANAMA		
- 29	4134367 NP	1	.	PLATE, PROPERTY-PERU		
- 29	4134368 NP	1	.	PLATE, PROPERTY-PHILLIPPINES		
- 29	4134369 NP	1	.	PLATE, PROPERTY-PORTUGAL		
- 29	4134370 NP	1	.	PLATE, PROPERTY-SOUTH AFRICA		
- 29	4134371 NP	1	.	PLATE, PROPERTY-SPAIN		
- 29	4134372 NP	1	.	PLATE, PROPERTY-SWITZERLAND		
- 29	5576379 NP	1	.	PLATE, PROPERTY-MADAGASCAR		
- 29	4134374 NP	1	.	PLATE, PROPERTY-THAILAND		
- 29	4134375 NP	1	.	PLATE, PROPERTY-URUGUAY		
- 29	4134580 NP	1	.	PLATE, PROPERTY-WT AFE		
- 29	4134581 NP	1	.	PLATE, PROPERTY-WT EMEA		
- 29	4134582 NP	1	.	PLATE, PROPERTY-AUSTRIA		
- 29	4134583 NP	1	.	PLATE, PROPERTY-NEW ZEALAND		
- 29	4134584 NP	1	.	PLATE, PROPERTY-NIGERIA		
- 29	4135783 NP	1	.	PLATE, PROPERTY-NETHERLANDS		
- 29	5054478 NP	1	.	PLATE, PROPERTY-SWEDEN		
- 29	5576379 NP	1	.	PLATE, PROPERTY-MATAGASCAR		
- 29	5966292 NP	1	.	PLATE, PROPERTY-INDIA		
- 29	6003013 NP	1	.	PLATE, PROPERTY-BRAZIL		
- 29	8112294 NP	1	.	PLATE, PROPERTY-UNITED KINGDOM		
- 29	8330628 NP	1	.	PLATE, PROPERTY-WHITE PLAINS		
- 30	842555	1	.	PLATE, UL- 114		
- 30	842556	1	.	PLATE, UL- NOT 114 OR 478		
- 30	855286	1	.	PLATE, UL- 478		
- 30	960766	1	.	PLATE, CSA APPROVAL		
- 30	855263	1	.	PLATE, PROPERTY-WT		
- 30	960746	1	.	PLATE, PROPERTY-CANADA		
- 31	855282	1	.	PLATE, SERIAL NO.-LEFT		
- 32	855283	1	.	PLATE, SERIAL NO.-RIGHT		
- 33	845762	1	.	PLATE, VOLTAGE		
- 33	855261	1	.	PLATE, AUX PWR CORD		
- 33	1743359	1	.	PLATE, FCC-COMP CL.A		
- 33	4447204	1	.	PLATE, COMP CL.A		
- 33	4447205	1	.	PLATE, NON COMP CL.A		
- 33	4447206	1	.	PLATE, PERIPHERAL CL.A		
- 34	1989688 NP	1	.	PEDESTAL ASM		
- 35	8678437	3	.	. . GLIDE		
- 36	186950	3	.	. . NUT, HEX- .50-13 X .750 FL W		ATT PT
- 37	8678436	1	.	. . GLIDE		
- 38	8678486	1	.	. . SPRING		
- 39	1989694	1	.	. . KNOB		
- 40	8678420	1	.	. . SUPPORT, RH		
- 41	8678435	1	.	. . SUPPORT, LH		
- 42	8543731	26	.	. . SCREW		ATT PT
- 43	2513269	6	.	. . CLAMP, CABLE		
- 44	1989691	1	.	. . PEDESTAL		
- 45	6813960	1	.	. TOP COVER ASSEMBLY-ENGLISH/NORWEGIAN		
- 45	6813961	1	.	. TOP COVER ASSEMBLY-BELGIUM		
- 45	6813962	1	.	. TOP COVER ASSEMBLY-BRAZIL PORTUGUESE		
- 45	6813963	1	.	. TOP COVER ASSEMBLY-CANADIAN FRENCH		
- 45	6813964	1	.	. TOP COVER ASSEMBLY-DANISH		
- 45	6813965	1	.	. TOP COVER ASSEMBLY-FINNISH		
- 45	6813967	1	.	. TOP COVER ASSEMBLY-FRENCH		
- 45	6813968	1	.	. TOP COVER ASSEMBLY-GERMAN		
- 45	6813969	1	.	. TOP COVER ASSEMBLY-ITALIAN		
- 45	6813970	1	.	. TOP COVER ASSEMBLY-JAPANESE		
- 45	6813971	1	.	. TOP COVER ASSEMBLY-SPANISH		
- 45	6813972	1	.	. TOP COVER ASSEMBLY-SWEDISH		
- 46	6813973	1	.	. TOP COVER ASSEMBLY-ENGLISH/NORWEGIAN		

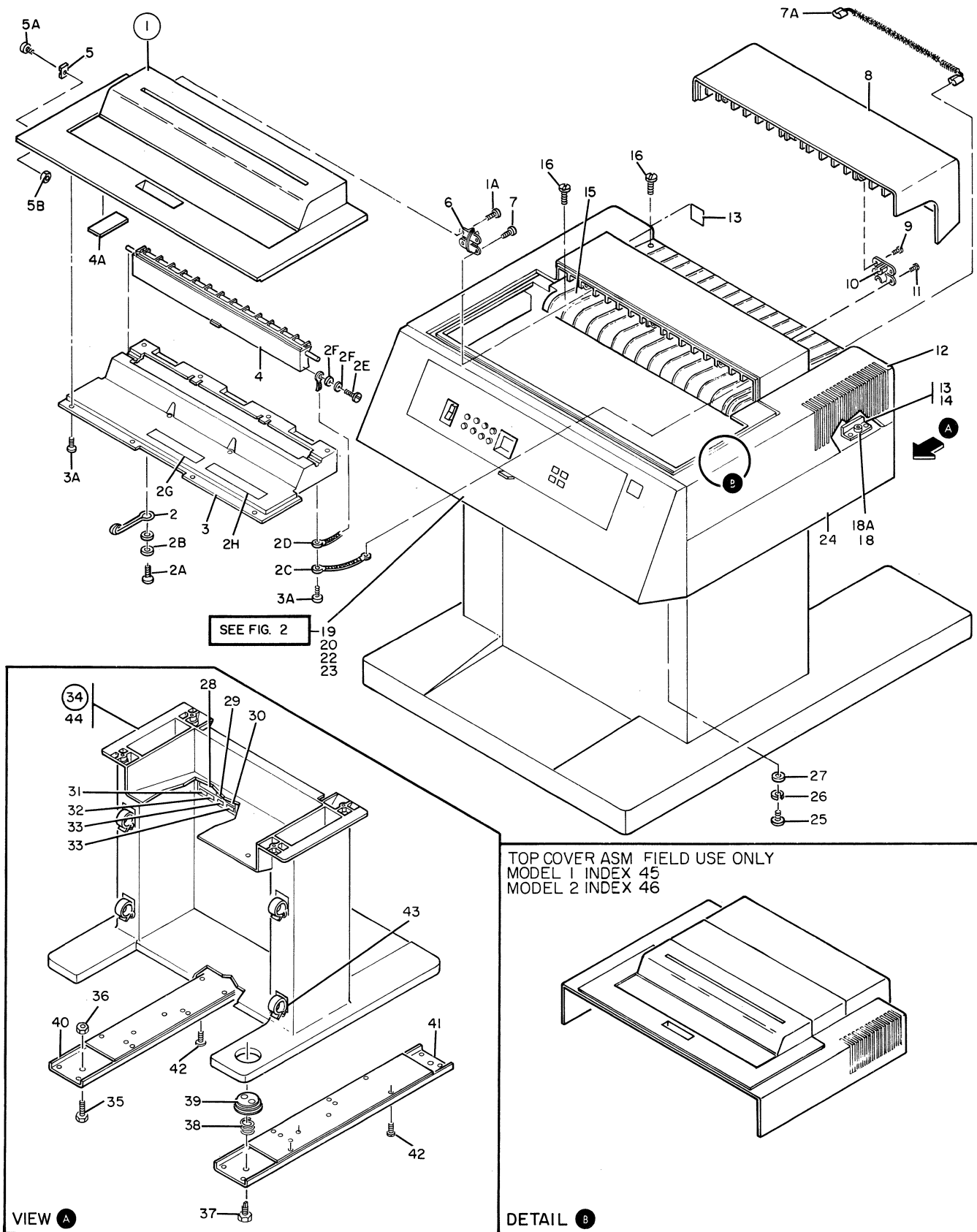
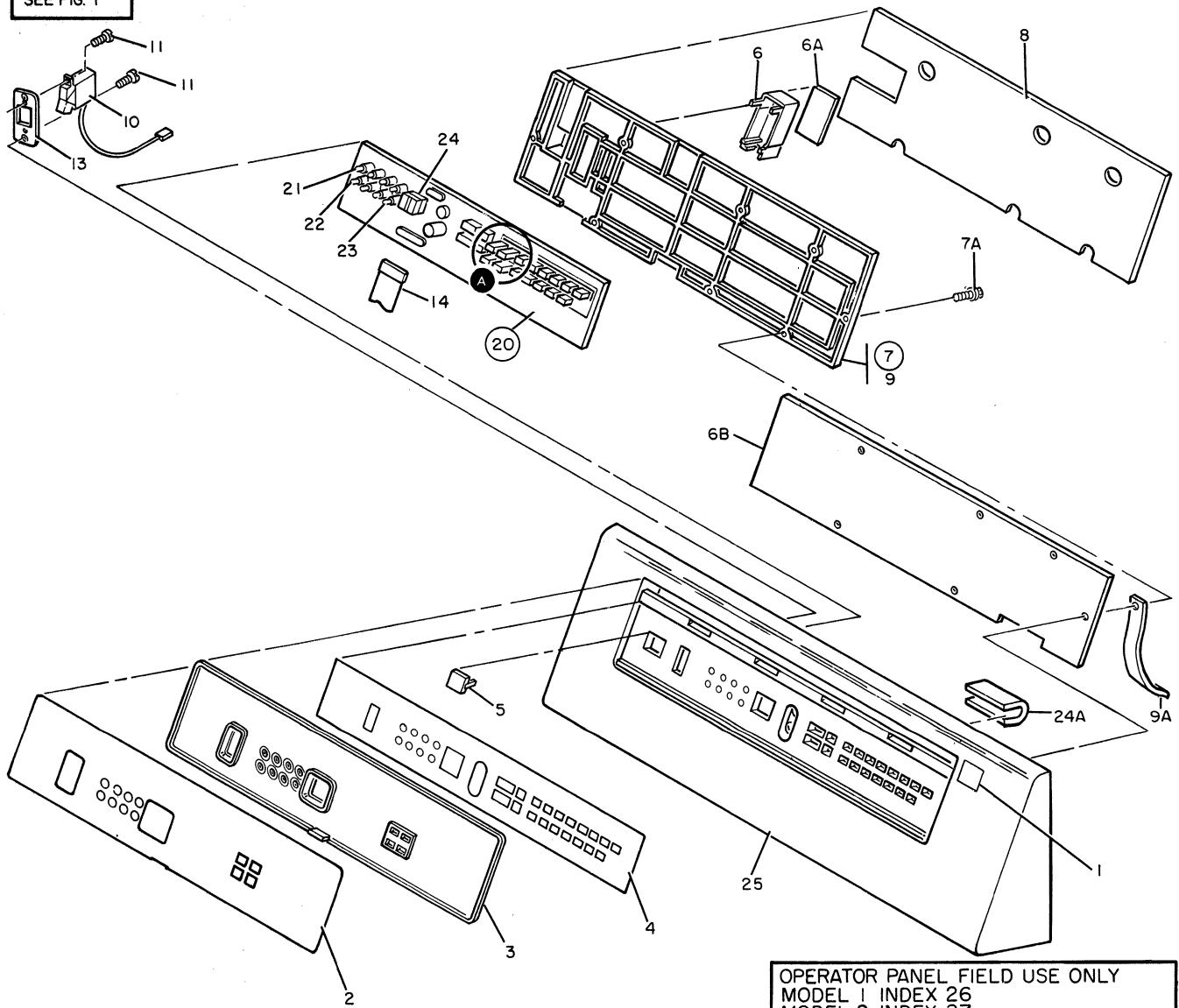


FIGURE 1. COVER ASSEMBLY. SEE LIST 1.

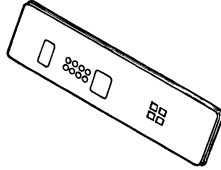
COVER ASSEMBLY

FIGURE- INDEX NUMBER	PART NUMBER	UNITS PER ASM.	DESCRIPTION			
			1	2	3	4
1 - 46	6813974	1	.	TOP COVER ASSEMBLY-BELGIUM		
- 46	6813975	1	.	TOP COVER ASSEMBLY-CANADIAN FRENCH		
- 46	6813976	1	.	TOP COVER ASSEMBLY-BRAZIL PORTUGUESE		
- 46	6813978	1	.	TOP COVER ASSEMBLY-FINNISH		
- 46	6813979	1	.	TOP COVER ASSEMBLY-FRENCH		
- 46	6813980	1	.	TOP COVER ASSEMBLY-GERMAN		
- 46	6814199	1	.	TOP COVER ASSEMBLY-ITALIAN		
- 46	6813982	1	.	TOP COVER ASSEMBLY-JAPANESE		
- 46	6813983	1	.	TOP COVER ASSEMBLY-SPANISH		
- 46	6814200	1	.	TOP COVER ASSEMBLY-SWEDISH		

FOR PARTS
NOT SHOWN
SEE FIG. 1



OPERATOR PANEL FIELD USE ONLY
MODEL 1 INDEX 26
MODEL 2 INDEX 27



FRONT COVER ASSEMBLY
FIELD USE ONLY
MODEL 1 INDEX 29
MODEL 2 INDEX 30


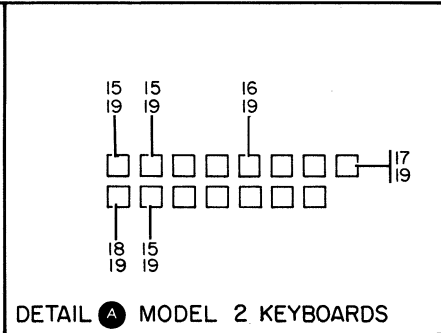
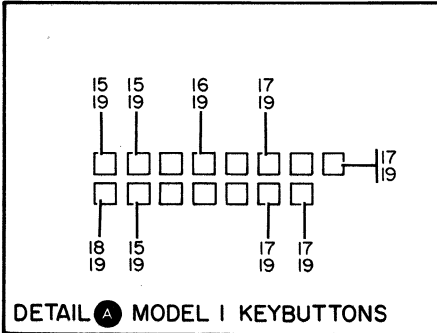
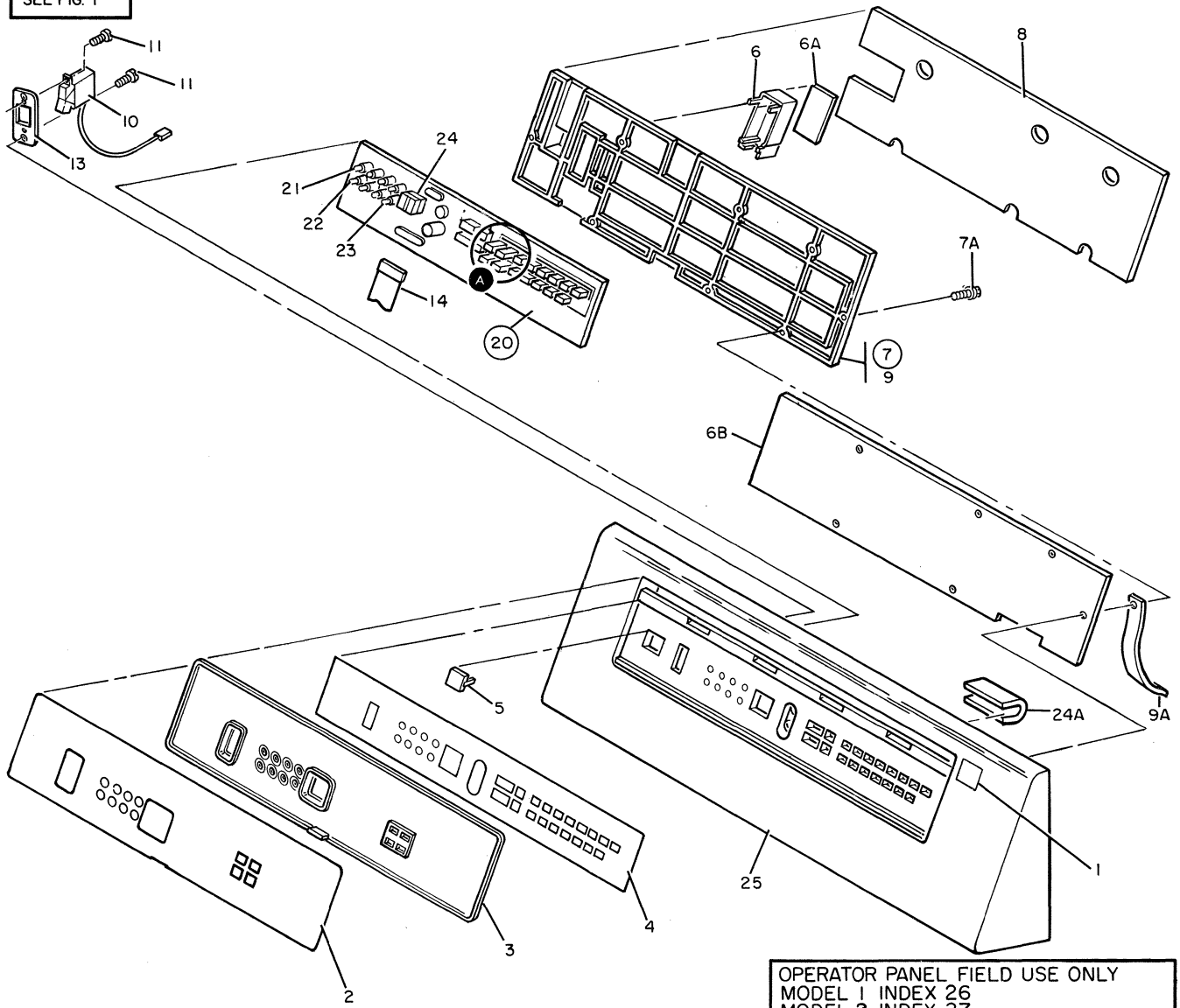



FIGURE 2. OPERATOR PANEL ASSEMBLY. SEE LIST 2.

OPERATOR PANEL ASSEMBLY

FIGURE- INDEX NUMBER	PART NUMBER	UNITS PER ASM.	DESCRIPTION			
			1	2	3	4
2 -	NO NO.	REF	OPERATOR PANEL ASSEMBLY-MODEL 1			
-	NO NO.	REF	OPERATOR PANEL ASSEMBLY-MODELS 2 AND 2C FOR NEXT HIGHER ASM SEE FIGURE 1-19 FOR ILLUSTRATION SEE FIGURE 2			
- 1	6341072	1	. LOGO-MODEL 1			
- 1	6341070	1	. LOGO-MODEL 2			
- 2	8678496	1	. OPERATOR DECAL-MODEL 1-ENGLISH/JAPANESE			
- 2	8678497	1	. OPERATOR DECAL-MODEL 1-GERMAN			
- 2	8678498	1	. OPERATOR DECAL-MODEL 1-FRENCH			
- 2	8678499	1	. OPERATOR DECAL-MODEL 1-ITALIAN			
- 2	8678500	1	. OPERATOR DECAL-MODEL 1-SPANISH			
- 2	6026119	1	. OPERATOR DECAL-MODEL 1-CANADIAN FRENCH			
- 2	8678487	1	. OPERATOR DECAL-MODEL 2-ENG JAPANESE			
- 2	8678488	1	. OPERATOR DECAL-MODEL 2-GERMAN			
- 2	8678489	1	. OPERATOR DECAL-MODEL 2-FRENCH			
- 2	8678490	1	. OPERATOR DECAL-MODEL 2-ITALIAN			
- 2	8678491	1	. OPERATOR DECAL-MODEL 2-SPANISH			
- 2	6026117	1	. OPERATOR DECAL-MODEL 2-CANADIAN FRENCH			
- 3	1989734 NP	1	. COVER,FRONT NOTE:ORDER CORRECT P/N FROM 2-26 OR 2-27 TO REPLACE THIS PART			
- 4	8678503	1	. SUPERVISOR DECAL-MODEL 1-ENGLISH/JAPAN			
- 4	8678504	1	. SUPERVISOR DECAL-MODEL 1-GERMAN			
- 4	8678505	1	. SUPERVISOR DECAL-MODEL 1-FRENCH			
- 4	8678506	1	. SUPERVISOR DECAL-MODEL 1-ITALIAN			
- 4	8678507	1	. SUPERVISOR DECAL-MODEL 1-SPANISH			
- 4	6026120	1	. SUPERVISOR DECAL-MODEL 1-CANADIAN FRENCH			
- 4	8678393	1	. SUPERVISOR DECAL-MODEL 2-ENGLISH/JAPAN			
- 4	8678394	1	. SUPERVISOR DECAL-MODEL 2-GERMAN			
- 4	8678395	1	. SUPERVISOR DECAL-MODEL 2-FRENCH			
- 4	8678396	1	. SUPERVISOR DECAL-MODEL 2-ITALIAN			
- 4	8678397	1	. SUPERVISOR DECAL-MODEL 2-SPANISH			
- 4	6026118	1	. SUPERVISOR DECAL-MODEL 2-CANADIAN FRENCH			
- 5	1989692	1	. FILLER-REPLACES DECADE SWITCH FOR MOD 1			
- 5	1989693	1	. CABLE ASM-DECADE SWITCH-MODEL 2 ONLY FOR CABLE COMPONENT PARTS SEE FIGURE 9			
- 6	6341067 NP	1	. COVER NOTE:ON NEWER MACHINES THIS COVER IS BUILT INTO THE REAR COVER. ORDER REAR COVER REFERENCE 2-7.			
- 6A	138754	1	. LABEL,WARNING VOLTAGE PRESENT-ENGLISH			
- 6A	8674532	1	. LABEL,WARNING VOLTAGE PRESENT-JAPANESE			
- 6A	6812831	1	. LABEL,WARNING VOLTAGE PRESENT-CANADA			
- 6A	8544482	1	. LABEL,WARNING VOLTAGE PRESENT-BELGIUM			
- 6A	6825818	1	. LABEL,WARNING VOLTAGE PRESENT-FINNISH			
- 6A	6812828	1	. LABEL,WARNING VOLTAGE PRESENT-FRENCH			
- 6A	6812832	1	. LABEL,WARNING VOLTAGE PRESENT-GERMAN			
- 6A	6812830	1	. LABEL,WARNING VOLTAGE PRESENT-ITALIAN			
- 6A	8544457	1	. LABEL,WARNING VOLTAGE PRESENT-NORWEGIAN			
- 6A	8551903	1	. LABEL,WARNING VOLTAGE PRESENT-SWEDISH			
- 6B	6026185	1	. INSULATOR			
- 7	8678348	1	. REAR COVER,OPERATOR PANEL NOTE:WHEN ORDERING THIS PART THE CORRECT LABEL MUST BE ORDERED ALSO. REFERENCE 2-6A			

FOR PARTS
NOT SHOWN
SEE FIG. 1



OPERATOR PANEL FIELD USE ONLY
MODEL 1 INDEX 26
MODEL 2 INDEX 27

Diagram of the operator panel field use only assembly, showing a rectangular panel with a keypad and indicator lights.

FRONT COVER ASSEMBLY
FIELD USE ONLY
MODEL 1 INDEX 29
MODEL 2 INDEX 30

Diagram of the front cover assembly field use only, showing a rectangular panel with a keypad and indicator lights.

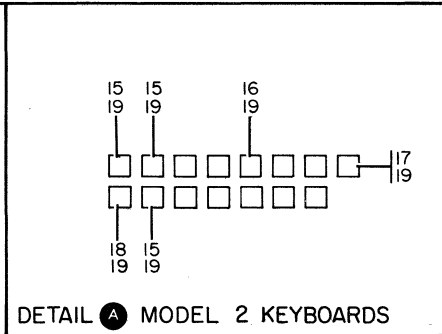
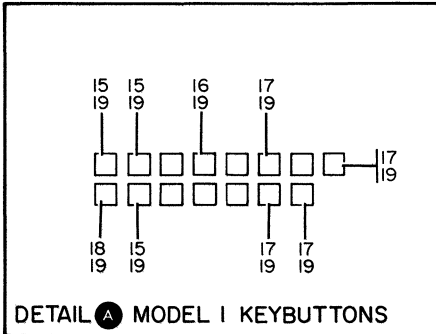


FIGURE 2. OPERATOR PANEL ASSEMBLY. SEE LIST 2.

OPERATOR PANEL ASSEMBLY

FIGURE- INDEX NUMBER	PART NUMBER	UNITS PER ASM.	DESCRIPTION			
			1	2	3	4
2 - 7A	1621184	8	.	SCREW,PAN HEAD-M3.5 X 12 LG		ATT PT
- 8	8678347 NR	1	.	FOAM		
- 9	6026188 NR	1	.	COVER,REAR		
- 9A	2101089	1	.	JUMPER ASM		
- 10	6814231	1	.	SWITCH AND CABLE ASM		
- 11	1621182	4	.	SCREW,PAN HD-M3.5 X 8 LG		ATT PT
- 13	8678405	1	.	PLATE		
- 14	8678346	1	.	CABLE ASM-OP PANEL		
				FOR CABLE COMPONENT PARTS SEE FIGURE 9		
- 15	8678306	AR	.	BUTTON		
- 16	8678305	AR	.	BUTTON		
- 17	8678374	AR	.	BUTTON		
- 18	8678376	AR	.	BUTTON		
- 19	160193	15	.	SPRING(ONLY IN MACHINES WITH LOW SERIAL NUMBERS)		
- 20	8678301	1	.	CARD ASSEMBLY-MODEL 2 DOES NOT INCLUDE BUTTONS OR SPRINGS		
- 20	8678301	1	.	CARD ASSEMBLY-MODEL 2 DOES NOT INCLUDE BUTTONS OR SPRINGS		
- 21	1590007	1	.	LED, GREEN		
- 22	1590008	3	.	LED, YELLOW		
- 23	1589880	2	.	L.E.D.		
- 24	1582715	2	.	DISPLAY		
- 24A	7838536	1	.	GROMMET		
- 25	6341244 NP	1	.	COVER,FRONT		
				NOTE:ORDER CORRECT P/N FROM 2-29 OR 2-30 TO REPLACE THIS PART		
- 26	6341127	1	.	OPERATOR PANEL-ENGLISH OR JAPANESE		
- 26	6341128	1	.	OPERATOR PANEL-CANADIAN FRENCH		
- 26	6341129	1	.	OPERATOR PANEL-FRENCH		
- 26	6341130	1	.	OPERATOR PANEL-GERMAN		
- 26	6341131	1	.	OPERATOR PANEL-ITALIAN		
- 26	6341132	1	.	OPERATOR PANEL-SPANISH		
- 27	6341133	1	.	OPERATOR PANEL-ENGLISH OR JAPANESE		
- 27	6341134	1	.	OPERATOR PANEL-CANADIAN FRENCH		
- 27	6341135	1	.	OPERATOR PANEL-FRENCH		
- 27	6341136	1	.	OPERATOR PANEL-GERMAN		
- 27	6341137	1	.	OPERATOR PANEL-ITALIAN		
- 27	6341138	1	.	OPERATOR PANEL-SPANISH		
- 29	6341115	1	.	FRONT COVER ASSEMBLY-ENGLISH OR JAPANESE		
- 29	6341116	1	.	FRONT COVER ASSEMBLY-CANADIAN FRENCH		
- 29	6341117	1	.	FRONT COVER ASSEMBLY-FRENCH		
- 29	6341118	1	.	FRONT COVER ASSEMBLY-GERMAN		
- 29	6341119	1	.	FRONT COVER ASSEMBLY-ITALIAN		
- 29	6341120	1	.	FRONT COVER ASSEMBLY-SPANISH		
- 30	6341121	1	.	FRONT COVER ASSEMBLY-ENGLISH OR JAPANESE		
- 30	6341122	1	.	FRONT COVER ASSEMBLY-CANADIAN FRENCH		
- 30	6341123	1	.	FRONT COVER ASSEMBLY-FRENCH		
- 30	6341124	1	.	FRONT COVER ASSEMBLY-GERMAN		
- 30	6341125	1	.	FRONT COVER ASSEMBLY-ITALIAN		
- 30	6341126	1	.	FRONT COVER ASSEMBLY-SPANISH		

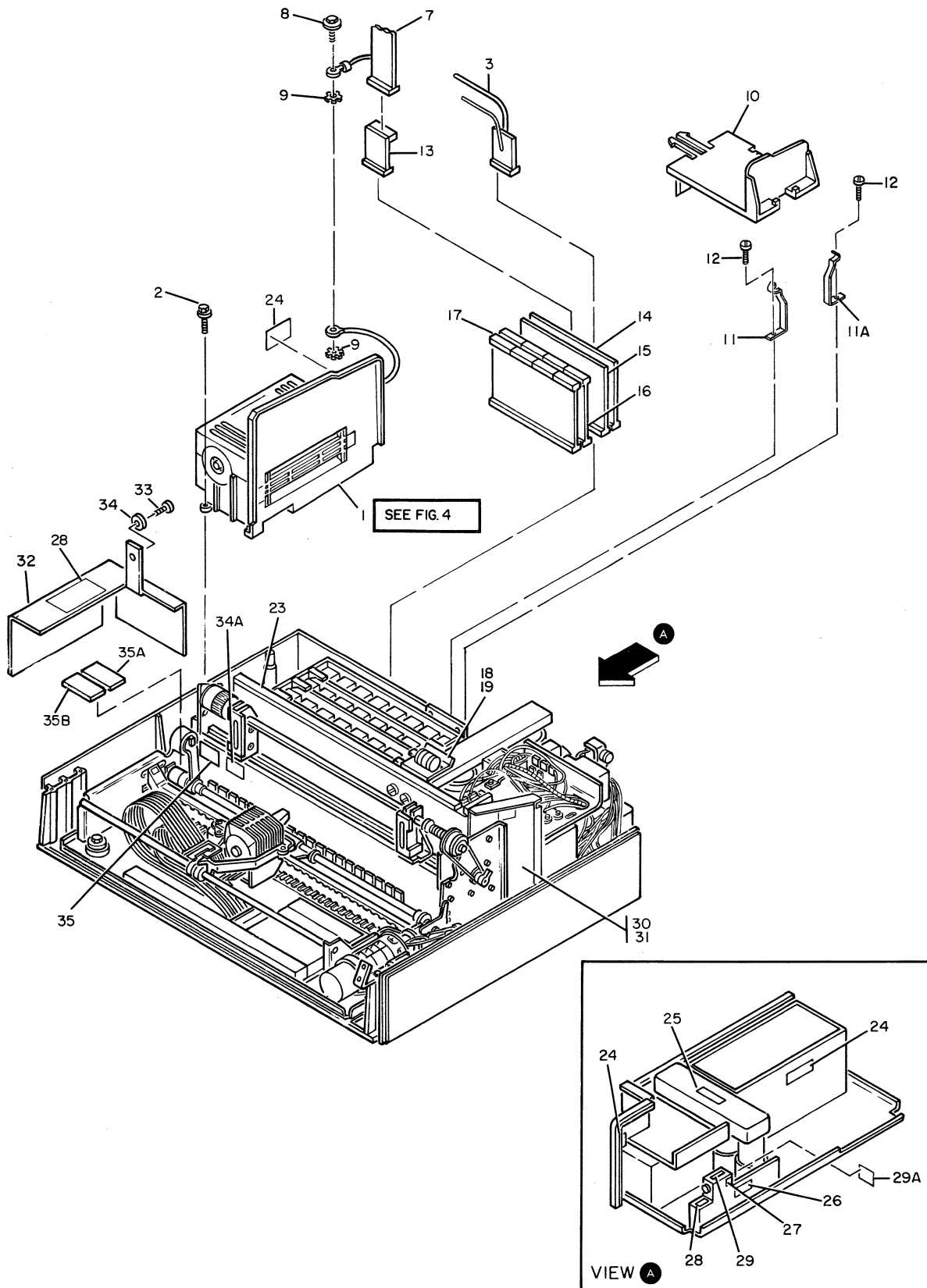


FIGURE 3. FINAL ASSEMBLY. SHEET 1 OF 2. INDEX NOS. 1-35B. SEE LIST 3.

FINAL ASSEMBLY

FIGURE- INDEX NUMBER	PART NUMBER	UNITS PER ASM.	DESCRIPTION			
			1	2	3	4
3 -	1989682 NP	1	FINAL ASSEMBLY			
			FOR ILLUSTRATION SEE FIGURE 3			
- 1	1989683	1	. BLOWER UNIT ASSEMBLY			
			FOR DETAIL BREAKDOWN SEE FIGURE 4			
			NOTE:WHEN ORDERING THIS PART THE CORRECT LABEL MUST BE ORDERED ALSO. REFERENCE 3- 24.			
- 2	1621193	4	. SCREW,PAN HD-M4 X 16 LG ATT PT			
- 3	1989707	1	. CABLE ASM-INTERFACE-MODEL 1 (WITH COVER INTERLOCK SWITCH ASM)			
- 3	6814230	1	. CABLE ASM-INTERFACE-MODEL 2 (WITH COVER INTERLOCK SWITCH ASM)			
- 3	6814105	1	. CABLE ASM-INTERFACE-MODEL 1 (W/O COVER INTERLOCK SWITCH ASM)			
- 3	6814106	1	. CABLE ASM-INTERFACE-MODEL 2 (W/O COVER INTERLOCK SWITCH ASM)			
			FOR CABLE COMPONENT PARTS SEE FIGURE 9			
- 7	8678346	1	. CABLE ASM-OP PANEL			
			FOR CABLE COMPONENT PARTS SEE FIGURE 9			
- 8	1621197	1	. SCREW,PAN HD-M4 X 6 LG ATT PT			
- 9	1622346	2	. LOCKWASHER,EXT STAR- M4, 8 OD X .5 ATT PT			
- 10	6026238	1	. RETAINER ASM,CARD (OLD STYLE-WILL ACCOMMODATE CARD ASM 3-13)			
- 10	7838526	1	. RETAINER ASM,CARD (NEW STYLE-WILL NOT ACCOMMODATE CARD ASM 3-13)			
- 11	8678447	1	. CATCH			
- 11A	6814098	1	. CATCH			
- 12	6814273	2	. SCREW ATT PT			
- 13	8548969	1	. CARD ASSEMBLY			
			NOTE:WILL ONLY BE IN THE OLDER MACHINES.			
- 14	NO NO.	1	. CARD ASSEMBLY-MODEL 1			
- 14	NO NO.	1	. CARD ASSEMBLY-MODEL 2			
- 15	NO NO.	1	. CARD ASSEMBLY-MODEL 1			
- 15	NO NO.	1	. CARD ASSEMBLY-MODEL 2			
- 16	NO NO.	1	. CARD ASSEMBLY			
- 17	NO NO.	1	. CARD ASSEMBLY			
			NOTE:FOR PART NUMBERS OF REFERENCE 3-14 THRU 3-17 REFER TO MAP A000 PAGES.			
- 18	6341230	1	. GROUND TAB ASSEMBLY			
- 19	1621197	2	. SCREW,PAN HD-M4 X 6 LG ATT PT			
- 23	6429217	1	. SEAL,FOAM			
- 24	6341097	AR	. LABEL,CAUTION HOT COMPONENTS-ENGLISH			
- 24	6341101	AR	. LABEL,CAUTION HOT COMPONENTS-FRENCH			
- 24	6341099	AR	. LABEL,CAUTION HOT COMPONENTS-GERMAN			
- 24	6341100	AR	. LABEL,CAUTION HOT COMPONENTS-ITALIAN			
- 24	6341098	AR	. LABEL,CAUTION HOT COMPONENTS-SPANISH			
- 24	5685245	AR	. LABEL,CAUTION HOT COMPONENTS-BELGIUM			
- 24	984118	AR	. LABEL,CAUTION HOT COMPONENTS-ENG/CAN FR			
- 24	6341110	AR	. LABEL,CAUTION HOT COMPONENTS-FINNISH			
- 24	6341109	AR	. LABEL,CAUTION HOT COMPONENTS-SWEDISH			
- 25	369207	1	. LABEL,HAZARDOUS AREA-ENGLISH			
- 25	5685244	1	. LABEL,HAZARDOUS AREA-BELGIUM			
- 25	1743548	1	. LABEL,HAZARDOUS AREA-ENGLISH/CAN FRENCH			
- 25	8326801	1	. LABEL,HAZARDOUS AREA-FINNISH			
- 25	984122	1	. LABEL,HAZARDOUS AREA-FRENCH			
- 25	8326802	1	. LABEL,HAZARDOUS AREA-GERMAN			
- 25	8326800	1	. LABEL,HAZARDOUS AREA-ITALIAN			
- 25	8551904	1	. LABEL,HAZARDOUS AREA-SWEDISH			
- 26	1753467	1	. LABEL,WARNING AC CAPACITOR-ENGLISH			
- 26	8544484	1	. LABEL,WARNING AC CAPACITOR-BELGIUM			
- 26	8544452	1	. LABEL,WARNING AC CAPACITOR-FINNISH			
- 26	8544453	1	. LABEL,WARNING AC CAPACITOR-FRENCH			
- 26	8544454	1	. LABEL,WARNING AC CAPACITOR-GERMAN			
- 26	8544455	1	. LABEL,WARNING AC CAPACITOR-ITALIAN			
- 26	8544456	1	. LABEL,WARNING AC CAPACITOR-SWEDISH			
- 26	2582954	1	. LABEL,WARNING AC CAPACITOR-ENG/CAN FR			

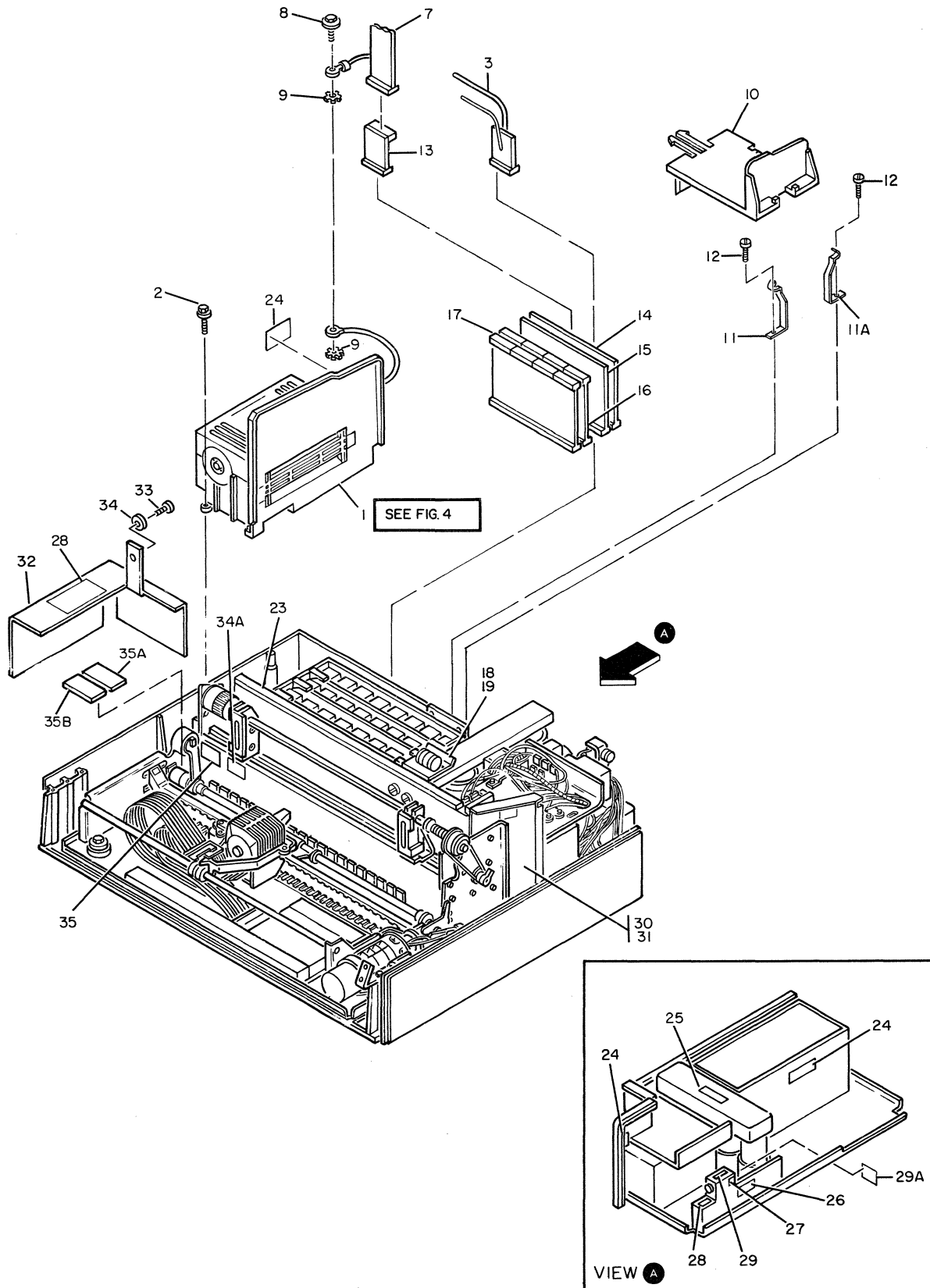


FIGURE 3. FINAL ASSEMBLY. SHEET 1 OF 2. INDEX NOS. 1-35B. SEE LIST 3.

FINAL ASSEMBLY

FIGURE- INDEX NUMBER	PART NUMBER	UNITS PER ASM.	DESCRIPTION				
			1	2	3	4	
3 - 27	845762	1	.				LABEL,MACH VOLTAGE INFORMATION-ENGLISH
- 27	5685247	1	.				LABEL,MACH VOLTAGE INFORMATION-BELGIUM
- 27	6825864	1	.				LABEL,MACH VOLTAGE INFORMATION-FINNISH
- 27	6812822	1	.				LABEL,MACH VOLTAGE INFORMATION-FRENCH
- 27	6812826	1	.				LABEL,MACH VOLTAGE INFORMATION-GERMAN
- 27	6812824	1	.				LABEL,MACH VOLTAGE INFORMATION-ITALIAN
- 27	8551907	1	.				LABEL,MACH VOLTAGE INFORMATION-SWEDISH
- 28	138754	1	.				LABEL,WARNING VOLTAGE PRESENT-ENGLISH
- 28	8674532	1	.				LABEL,WARNING VOLTAGE PRESENT-JAPANESE
- 28	6812831	1	.				LABEL,WARNING VOLTAGE PRESENT-CAN FR
- 28	8544482	1	.				LABEL,WARNING VOLTAGE PRESENT-BELGIUM
- 28	6825818	1	.				LABEL,WARNING VOLTAGE PRESENT-FINNISH
- 28	6812828	1	.				LABEL,WARNING VOLTAGE PRESENT-FRENCH
- 28	6812832	1	.				LABEL,WARNING VOLTAGE PRESENT-GERMAN
- 28	6812830	1	.				LABEL,WARNING VOLTAGE PRESENT-ITALIAN
- 28	8544457	1	.				LABEL,WARNING VOLTAGE PRESENT-NORWEGIAN
- 28	8551903	1	.				LABEL,WARNING VOLTAGE PRESENT-SWEDISH
- 29	1859560	1	.				LABEL,WARNING FUSE REPLACEMENT-ENGLISH
- 29	5685241	1	.				LABEL,WARNING FUSE REPLACEMENT-BELGIUM
- 29	8544458	1	.				LABEL,WARNING FUSE REPLACEMENT-FINNISH
- 29	8544459	1	.				LABEL,WARNING FUSE REPLACEMENT-FRENCH
- 29	8544460	1	.				LABEL,WARNING FUSE REPLACEMENT-GERMAN
- 29	8544461	1	.				LABEL,WARNING FUSE REPLACEMENT-ITALIAN
- 29	8544462	1	.				LABEL,WARNING FUSE REPLACEMENT-SWEDISH
- 29A	4406175	1	.				LABEL,WARNING FUSE REPLACEMENT-CAN FR
- 30	6026082	1	.				BAFFLE ASSEMBLY
							NOTE:FOAM,REFERENCE 3-23 MUST BE ORDERED ALSO
- 31	7838642	2	.				SCREW,SELF TAP HEX WSHR HD-M4.7 X 10 LG ATT PT
- 32	6026081	1	.				COVER,AC CABLE
							NOTE:WHEN ORDERING THIS PART THE CORRECT LABEL MUST BE ORDERED ALSO.
							REFERENCE 3-28
- 33	1621197	1	.				SCREW,PAN HD-M4 X 6 LG ATT PT
- 34	1622304	1	.				WASHER,FL- M4 9 OD X 0.8 THK ATT PT
- 34A	7838568	1	.				LABEL-COLUMN 1
- 35	6341102	1	.				LABEL,CAUTION PRINthead HOT-ENGLISH
- 35	6341114	1	.				LABEL,CAUTION PRINthead HOT-BELGIUM
- 35	6341107	1	.				LABEL,CAUTION PRINthead HOT-ENG/CAN FR
- 35	6341112	1	.				LABEL,CAUTION PRINthead HOT-FINNISH
- 35	6341104	1	.				LABEL,CAUTION PRINthead HOT-FRENCH
- 35	6341103	1	.				LABEL,CAUTION PRINthead HOT-GERMAN
- 35	6341105	1	.				LABEL,CAUTION PRINthead HOT-ITALIAN
- 35	6341106	1	.				LABEL,CAUTION PRINthead HOT-SPANISH
- 35	6341111	1	.				LABEL,CAUTION PRINthead HOT-SWEDISH
- 35A	8326838	1	.				LABEL,PRINTER WARNING-ENGLISH
- 35A	8544483	1	.				LABEL,PRINTER WARNING-BELGIUM
- 35A	6003219	1	.				LABEL,PRINTER WARNING-BRAZIL PORTUGUESE
- 35A	8544450	1	.				LABEL,PRINTER WARNING-DANISH
- 35A	8544451	1	.				LABEL,PRINTER WARNING-FINNISH
- 35A	1715971	1	.				LABEL,PRINTER WARNING-FRENCH
- 35A	1715974	1	.				LABEL,PRINTER WARNING-GERMAN
- 35A	1715973	1	.				LABEL,PRINTER WARNING-ITALIAN
- 35A	5952972	1	.				LABEL,PRINTER WARNING-JAPANESE
- 35A	1715972	1	.				LABEL,PRINTER WARNING-SPANISH
- 35A	6843643	1	.				LABEL,PRINTER WARNING-SWEDISH
- 35B	8326839	1	.				LABEL,PRINTER WARNING-CANADIAN FRENCH

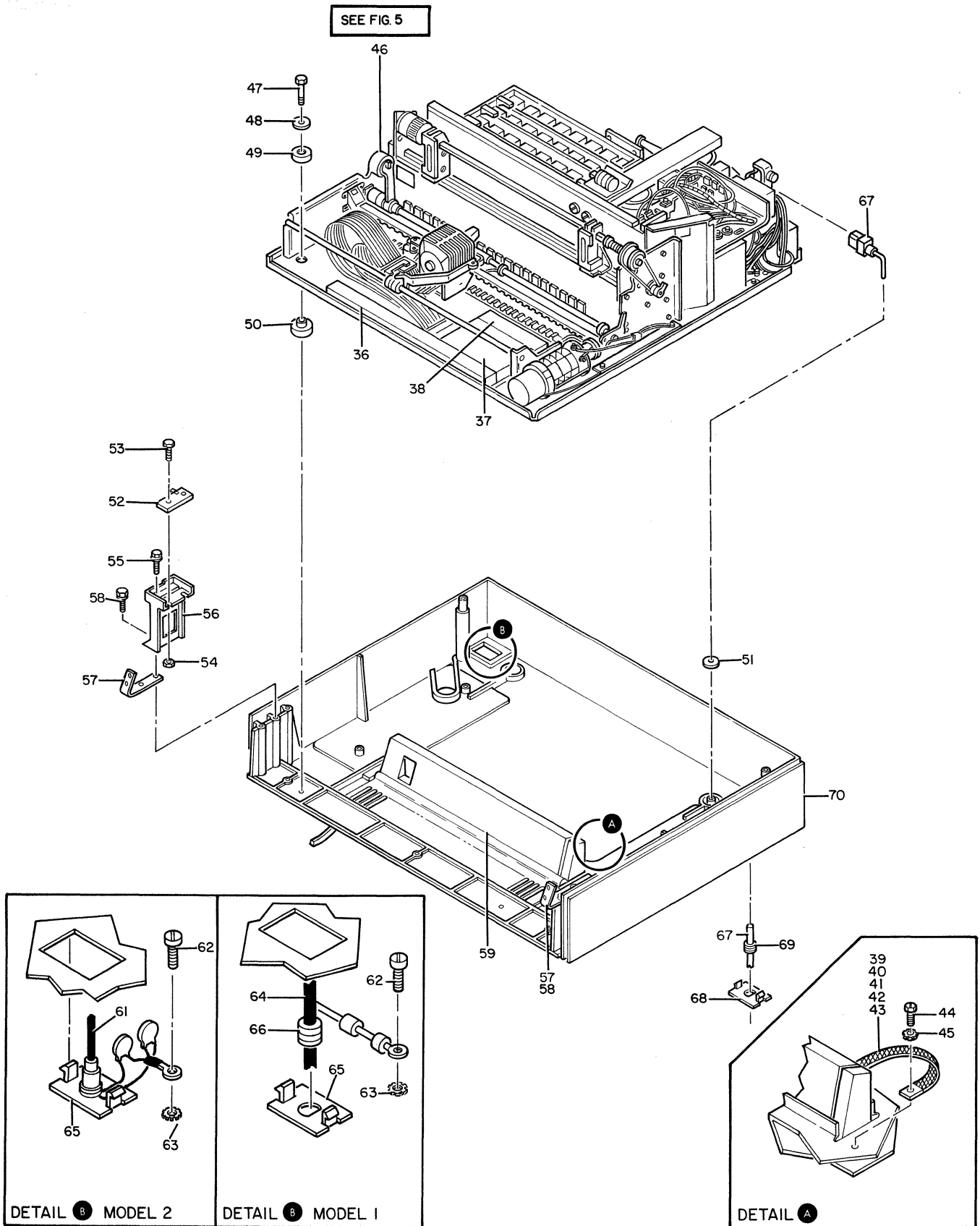


FIGURE 3. FINAL ASSEMBLY. SHEET 2 OF 2. INDEX NOS. 36-70. SEE LIST 3.

FINAL ASSEMBLY

FIGURE- INDEX NUMBER	PART NUMBER	UNITS PER ASM.	DESCRIPTION			
			1	2	3	4
3 - 36	8678408	1	.	FOAM(OLD STYLE)		
- 37	8678410	1	.	FOAM(OLD STYLE)		
- 37	6026235	1	.	FOAM(NEW STYLE)REPLACES 3-36,3-37 & 3-38		
- 38	8678409	1	.	FOAM(OLD STYLE)		
- 39	253425	1	.	JUMPER		
- 40	1673724	1	.	SCREW,HEX CAP HD-M4 X 12 LG	ATT PT	
- 41	1622347	1	.	LOCKWASHER EXT STAR- M5, 10 OD X .6	ATT PT	
- 42	1622305	1	.	WASHER,FL- M5 10 OD X 1 THK	ATT PT	
- 43	1622403	1	.	NUT,DBL CHAMFERED HEX M4 X 3.2 THK	ATT PT	
- 44	1621197	1	.	SCREW,PAN HD-M4 X 6 LG	ATT PT	
- 45	1622346	1	.	LOCKWASHER,EXT STAR- M4, 8 OD X .5	ATT PT	
- 46	6814221	1	.	PRINTER ASSEMBLY,120V,60HZ-MODEL 1/2		
- 46	6814223	1	.	PRINTER ASSEMBLY,230V,50HZ-MODEL 1/2		
- 46	6026294	1	.	PRINTER ASSEMBLY,120V,60HZ-MODEL 1/2		
- 46	6026295	1	.	PRINTER ASSEMBLY,230V,50HZ-MODEL 1/2		
				FOR DETAIL BREAKDOWN SEE FIGURE 5		
- 47	6341227	4	.	SCREW,HEX WSHR HD	ATT PT	
- 48	8678383	4	.	WASHER,FLAT	ATT PT	
- 49	1989699	4	.	SHOCKMOUNT		
- 50	8678382	4	.	BUSHING		
- 51	8678383	2	.	WASHER,FLAT		
- 52	2525948	1	.	SWITCH ASM		
				NOTE:USED ONLY ON OLD STYLE MACHINES, SEE NOTE UNDER 3-56.		
- 53	1621618	2	.	SCREW	ATT PT	
- 54	1622401	2	.	NUT,DBL CHAMFERED HEX M3 X 2.4 THK	ATT PT	
- 55	1621813	1	.	SCREW,SELF TAP HEX HD M4 X 16 LG		
- 56	8678438	1	.	BRACKET		
				NOTE:PARTS REFERENCE 3-51 THRU 3-56 ARE ONLY ON OLD STYLE MACHINES. IF P/N 2525948(3-52)OR P/N 8678438(3-56) IS TO BE REPLACED,A B/M WILL BE SENT FOR REMOVING THESE PARTS.		
- 57	1989706	2	.	BRACKET		
- 58	7838642	3	.	SCREW,SELF TAP HEX WSHR HD-M4.7 X 10LG	ATT PT	
				NOTE:WILL BE QTY OF 4 ON MACHINES WITHOUT SWITCH ASM		
- 59	1989697	1	.	GUIDE,PAPER IN		
- 61	6814230	1	.	CABLE ASM-INTERFACE-MODEL 2		
				FOR CABLE COMPONENT PARTS SEE FIGURE 9		
- 62	1621197	1	.	SCREW,PAN HD-M4 X 6 LG	ATT PT	
- 63	1622346	1	.	LOCKWASHER,EXT STAR-M4	ATT PT	
- 64	1989707	1	.	CABLE ASM-INTERFACE-MODEL 1		
				FOR CABLE COMPONENT PARTS SEE FIGURE 9		
- 65	8678445	1	.	RETAINER		
- 66	1138167	1	.	BUSHING,STRAIN RELIEF		
- 67	NO NO.	1	.	LINE CORD ASM		
				FOR CABLE COMPONENT PARTS SEE FIGURE 9		
- 68	8678445	1	.	RETAINER		
- 69	5406084	1	.	BUSHING,STRAIN RELIEF		
- 70	1989715 NP	1	.	COVER,BASE		

FOR PARTS
NOT SHOWN
SEE FIG. 3
SHEET 1

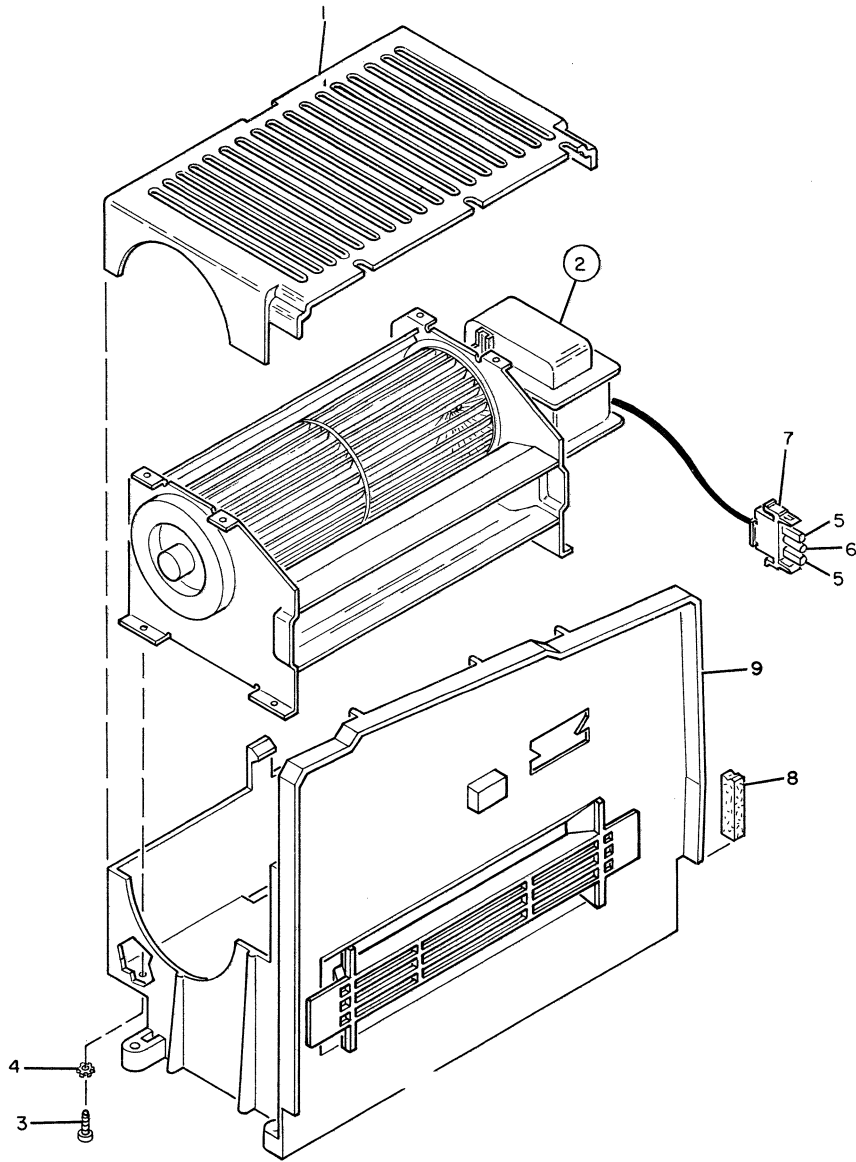


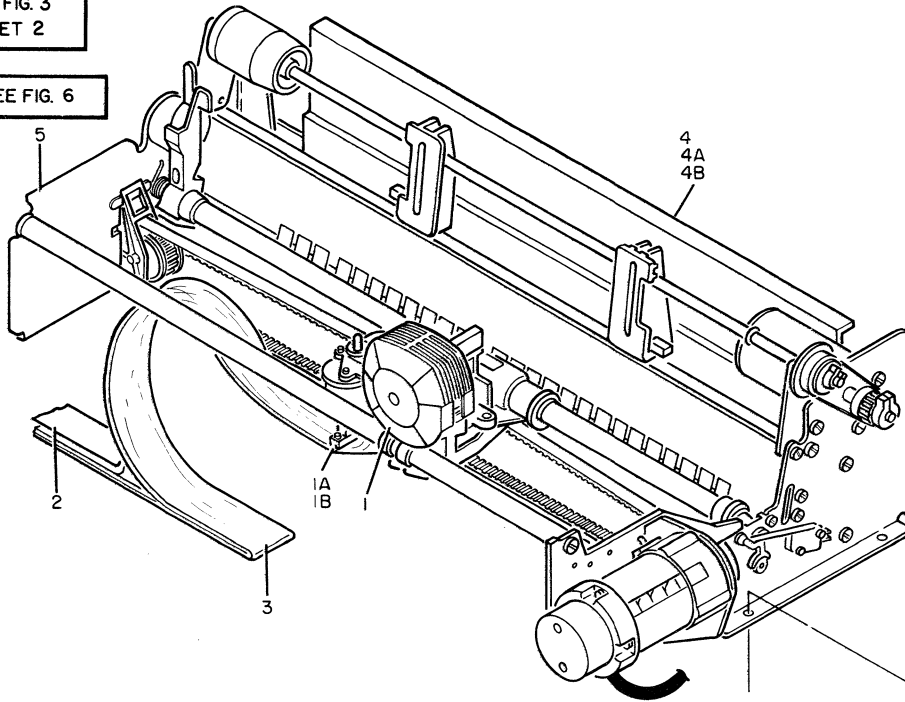
FIGURE 4. BLOWER UNIT ASSEMBLY. SEE LIST 4.

BLOWER UNIT ASSEMBLY

FIGURE- INDEX NUMBER	PART NUMBER	UNITS PER ASM.	DESCRIPTION			
			1	2	3	4
4 -	1989683	REF	BLOWER UNIT ASSEMBLY FOR NEXT HIGHER ASM SEE FIGURE 3-1 FOR ILLUSTRATION SEE FIGURE 4			
- 1	6341226	1	. COVER			
- 2	6026122	1	. BLOWER ASSEMBLY			
- 3	244049	2	. SCREW,BIND HD,SELF TAP- 4-40 X 0.312 LG ATT PT			
- 4	1622345	2	. LOCKWASHER EXT STAR- M3.5, 7 OD ATT PT			
- 5	1471027	2	. . TERMINAL,PIN			
- 6	2451131	1	. . TERMINAL,PIN			
- 7	1847526	1	. . CONNECTOR,PLUG- 3 POSITION			
- 8	6341246	1	. SEAL,FOAM			
- 9	6341225	1	. HOUSING,LOWER			
			NOTE:WHEN ORDERING THIS PART THE CORRECT LABEL MUST BE ORDERED ALSO. REFERENCE 3-24.			

FOR PARTS
NOT SHOWN
SEE FIG. 3
SHEET 2

SEE FIG. 6



SEE FIG. 7

SEE FIG. 8

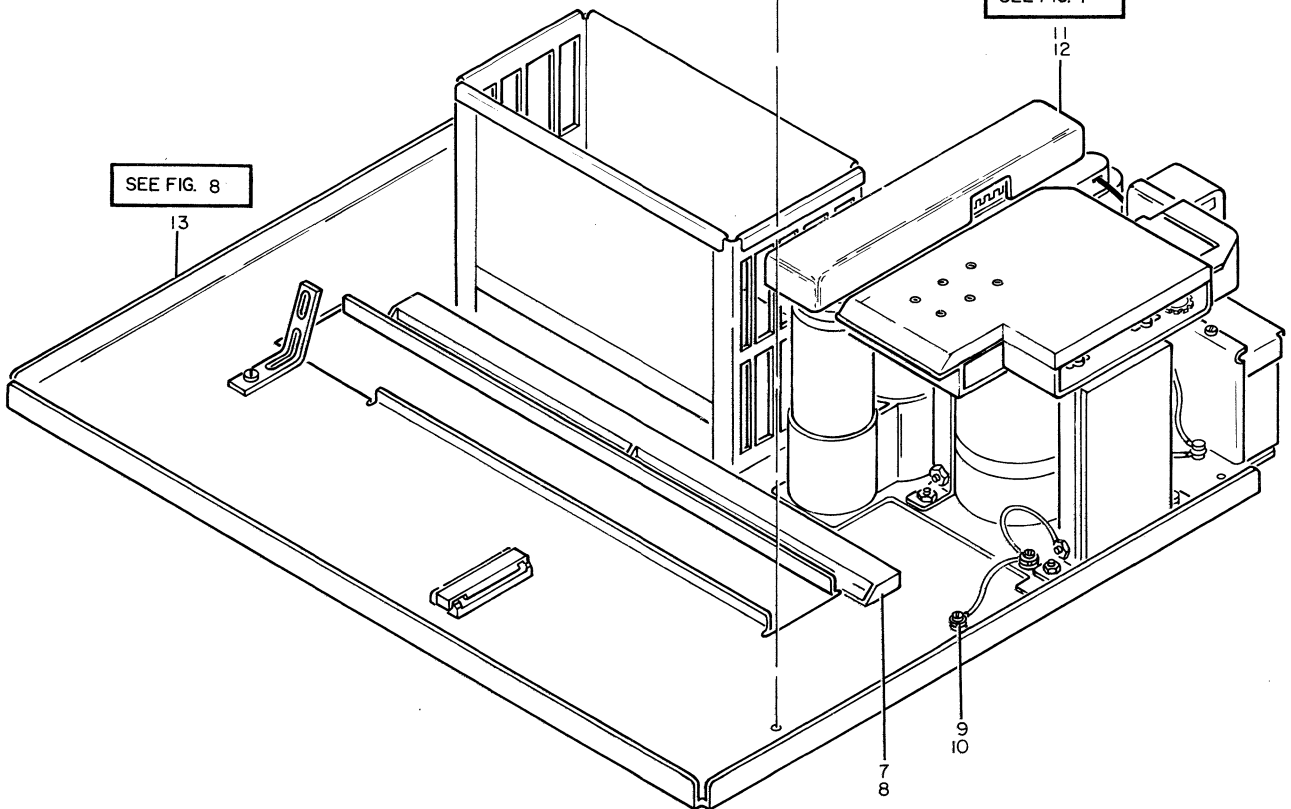


FIGURE 5. PRINTER ASSEMBLY. SEE LIST 5.

PRINTER ASSEMBLY

FIGURE- INDEX NUMBER	PART NUMBER	UNITS PER ASM.	DESCRIPTION			
			1	2	3	4
5 -	6814221	REF	PRINTER ASSEMBLY,120V,60HZ-MODEL 1/2			
-	6814223	REF	PRINTER ASSEMBLY,230V,50HZ-MODEL 1/2			
-	6026294	REF	PRINTER ASSEMBLY,120V,60HZ-MODEL 1/2			
-	6026295	REF	PRINTER ASSEMBLY,230V,60HZ-MODEL 1/2			
			FOR NEXT HIGHER ASM SEE FIGURE 3-46			
			FOR ILLUSTRATION SEE FIGURE 5			
			NOTE:WHEN ORDERING THIS PART THE CORRECT LABELS MUST BE ORDERED ALSO.			
			REFERENCE 3-24(3 TIMES)3-25,3-26,			
			3-27,3-28(2 TIMES)3-29,3-29A,3-34A,			
			3-35,3-35A AND 3-35B			
- 1	NO NO.	1	. PRINthead ASM-BAG WITH PRINthead AND SILICONE COMPOUND IS PROVIDED IN A KIT SUPPLIED BY IRD-FOR ORDERING INSTRUCTIONS SEE LABEL ON UNDERSIDE OF WINDOW COVER			
- 1A	6814254	1	. CABLE CLAMP-MODEL 1/2			
- 1B	1621171	1	. SCREW,PAN HD-M3 X 8 LG			
- 2	6341086	1	. CABLE ASM-RIBBON MOTOR-MODEL 1/2			
			FOR CABLE COMPONENT PARTS SEE FIGURE 9			
- 3	6814256	1	. CABLE ASM-HEAD DRIVER-MODEL 1/2			
			34 POSITION CONNECTOR			
			FOR CABLE COMPONENT PARTS SEE FIGURE 9			
- 4	8674567	1	. BAFFLE			
- 4A	6814269	4	. SCREW,HEX HD-M4 X 10 LG			
- 5	6341076	1	. MECH STRUCTURE ASM (OLD STYLE)-MODEL 1/2			
- 5	6026248	1	. MECH STRUCTURE ASM-(NEW STYLE)-MODEL 1/2			
			FOR DETAIL BREAKDOWN AND DIFFERENCE BETWEEN OLD STYLE AND NEW STYLE,REFER TO FIGURE 6.			
			NOTE:IF ORDERING MECHANICAL STRUCTURE ASM FOAM MUST BE ORDERED ALSO,REFERENCE 3-23.			
- 6	6814269	8	. SCREW,HEX HD-M4 X 10 LG			
- 7	NO NO.	1	. TROUGH,WIRE			
- 8	6814268	3	. SCREW,HEX HD-M4 X 8 LG			
- 9	6814268	1	. SCREW,HEX HD-M4 X 8 LG			
- 10	1622346	1	. LOCKWASHER,EXT STAR- M4, 8 OD X .5			
- 11	NO NO.	1	. POWER SUPPLY ASSEMBLY- 120V,60 HZ			
- 11	NO NO.	1	. POWER SUPPLY ASSEMBLY- 230V,50 HZ			
			FOR DETAIL BREAKDOWN SEE FIGURE 7			
- 12	6814268	7	. SCREW,HEX HD-M4 X 8 LG			
- 13	NO NO.	1	. BASE ASSEMBLY			
			FOR DETAIL BREAKDOWN SEE FIGURE 8			

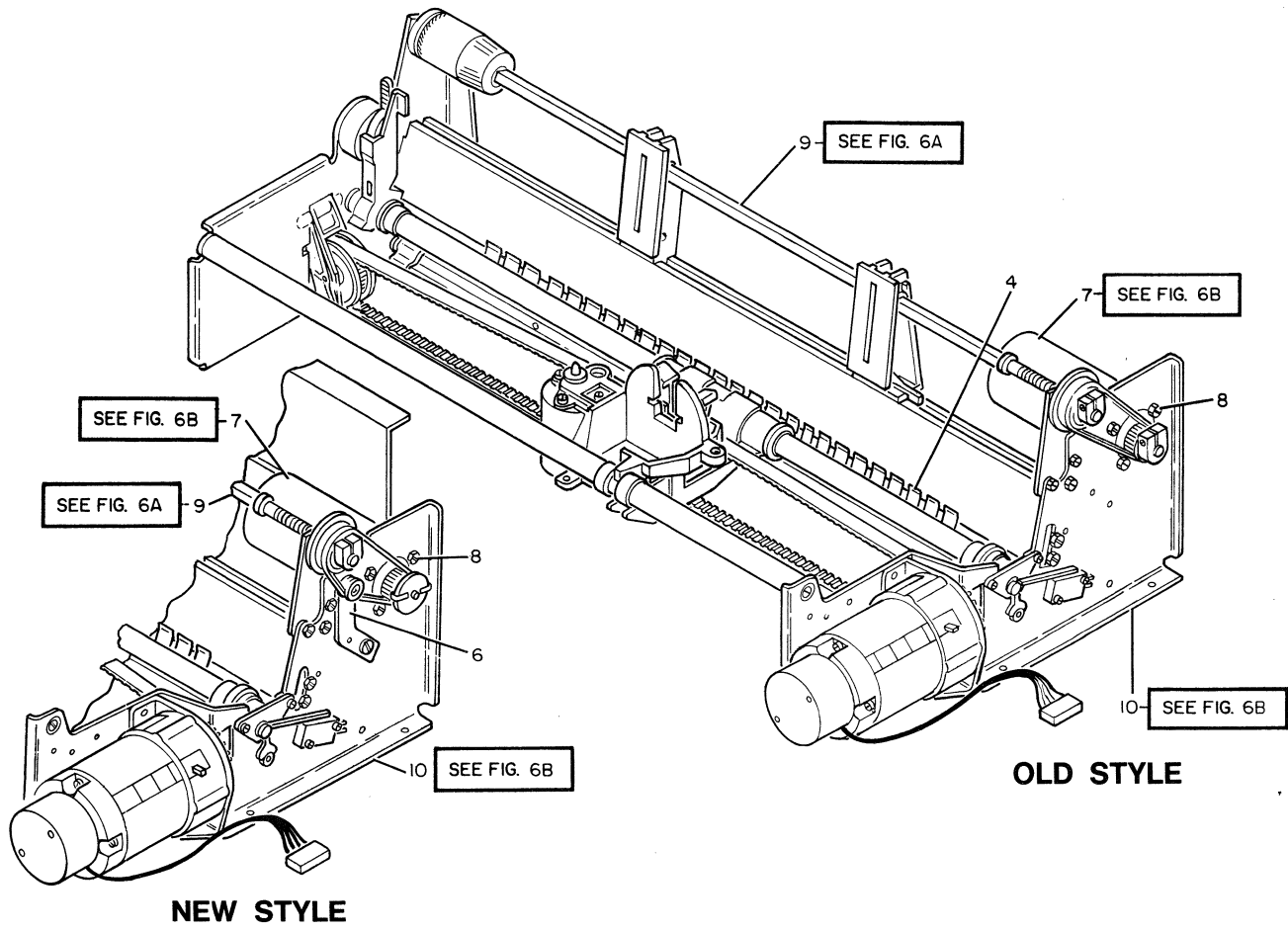


FIGURE 6. MECHANICAL STRUCTURE ASSEMBLY. SEE LIST 6.

MECHANICAL STRUCTURE ASSEMBLY

FIGURE- INDEX NUMBER	PART NUMBER	UNITS PER ASM.	DESCRIPTION			
			1	2	3	4
6 -	6341076	REF	MECHANICAL STRUCTURE ASSEMBLY (OLD STYLE)-MODEL 1/2			
	6026248	REF	MECHANICAL STRUCTURE ASSEMBLY (NEW STYLE)-MODEL 1/2 FOR NEXT HIGHER ASSEMBLY SEE FIGURE 5-5 FOR ILLUSTRATION SEE FIGURE 6 NOTE:WHEN ORDERING THIS PART,THE CORRECT LABELS MUST BE ORDERED ALSO. REFERENCE 3-34A AND 3-35			
- 4	6814261	1	• FINGER ASM			
- 6	6026241	1	• IDLER ASM(NEW STYLE MODELS 1 AND 2)			
- 7	7838592	1	• MOTOR-PAPER FEED PART OF MECHANICAL STRUCTURE SUB ASSEMBLIES FOR DETAIL BREAKDOWN SEE FIGURE 6B			
- 8	6814270	3	• SCREW,HEX HD-M4 X 12 LG			
- 9	NO NO.	1	• TRACTOR DRIVE ASM(OLD STYLE)MODEL 1/2			
- 9	NO NO.	1	• TRACTOR DRIVE ASM(NEW STYLE)MODEL 1/2 FOR DETAIL BREAKDOWN SEE FIGURE 6A			
-10	NO NO.	1	• MECHANICAL STRUCTURE SUB ASSEMBLIES FOR DETAIL BREAKDOWN SEE FIGURE 6B			

ATT PT

FOR PARTS
NOT SHOWN
SEE FIG. 6

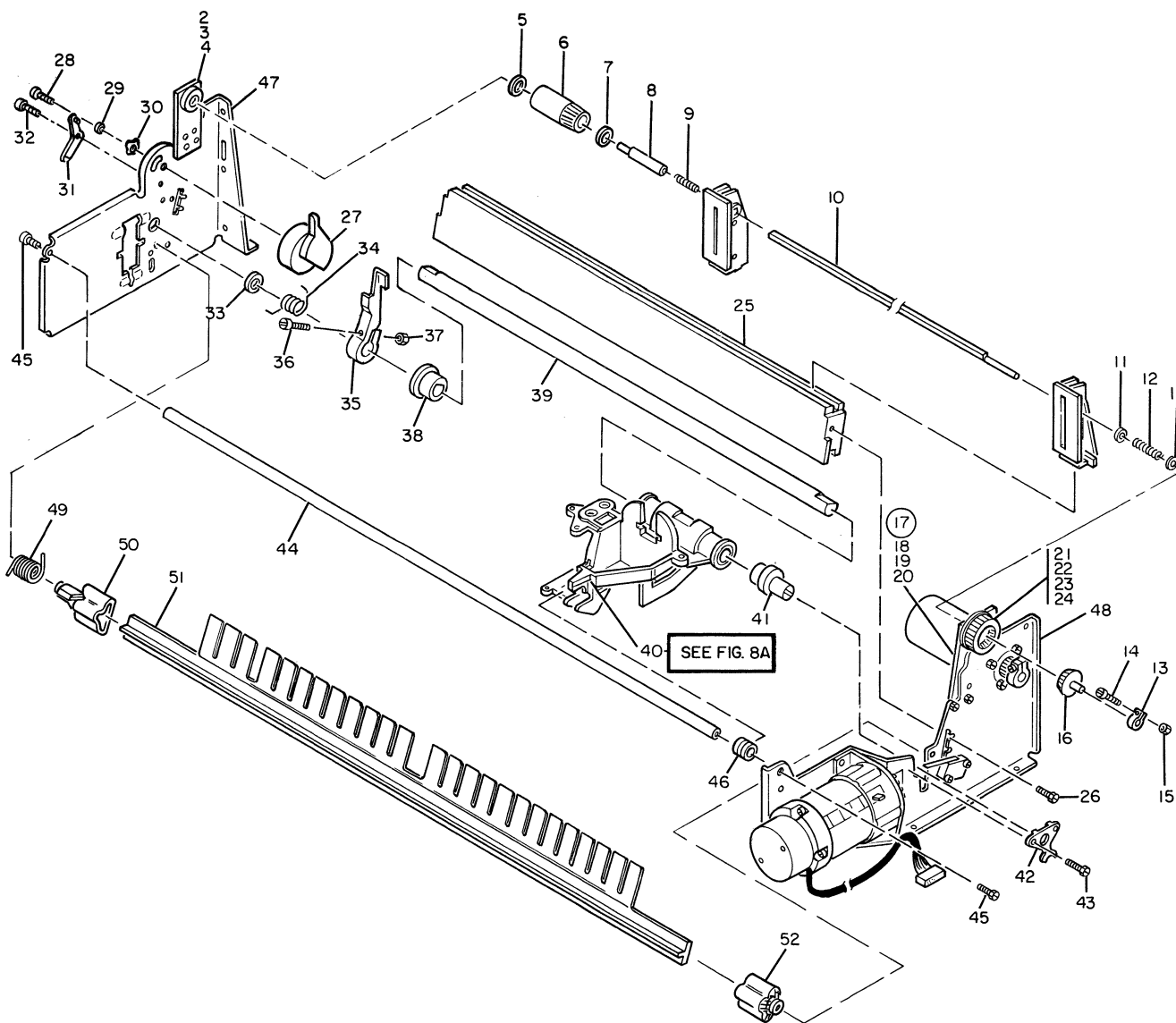


FIGURE 6A. TRACTOR DRIVE ASSEMBLY. SEE LIST 6A.

TRACTOR DRIVE ASSEMBLY

FIGURE- INDEX NUMBER	PART NUMBER	UNITS PER ASM.	DESCRIPTION			
			1	2	3	4
6A-	NO NO.	REF	TRACTOR DRIVE ASM(OLD STYLE)MODEL 1/2			
-	NO NO.	REF	TRACTOR DRIVE ASM(NEW STYLE)MODEL 1/2			
			FOR NEXT HIGHER ASM SEE FIGURE 6-9			
			FOR ILLUSTRATION SEE FIGURE 6A			
			NOTE:TO DETERMINE WHICH PARTS TO ORDER,CHECK			
			FOR BRONZE BUSHING IN RIGHT PLATE ASM			
			BRACKET(OLD STYLE ONLY) REFERENCE 6A-21			
- 1	6026196	1	. PLATE ASM-LEFT			
- 2	1621614	3	. SCREW,HEX CAP HD-M3 X 8'LG			
- 3	1622316	3	. WASHER,SPRING-M3 6.2 OD X 0.8 THK			
- 4	1622302	3	. WASHER,FL-M3 7 OD X 0.5 THK			
- 5	6026199	1	. BEARING,THRUST(NEW STYLE ONLY)			
- 6	6026195	1	. CYLINDER,UNIVERSAL			
- 7	6026194	1	. YOKE,UNIVERSAL			
- 8	6026193	1	. HUB,UNIVERSAL			
- 9	1989775	1	. SPRING,HUB(OLD STYLE)			
- 9	6813950	1	. SPRING,HUB(NEW STYLE)			
- 10	6026201	2	. SHAFT,DRIVE			
- 11	7838573	1	. WASHER,FLAT M3- 7 OD			
- 12	6814276	1	. SPRING,PAPER FEED CLUTCH(OLD STYLE)			
- 12	6813949	1	. SPRING,PAPER FEED CLUTCH(NEW STYLE)			
- 13	7838591	1	. COLLAR			
- 14	1621167	1	. SCREW,PAN HD-M2.5 X 20 LG			
- 15	1622399	1	. NUT,PLAIN HEX-M2.5			
- 16	6026192	1	. SPLINE GEAR			
- 17	6026198	1	. PLATE ASM-RIGHT(OLD STYLE)			
- 17	6026197	1	. PLATE ASM-RIGHT(NEW STYLE)			
- 18	1621614	3	. SCREW,HEX HD CAP M3 X 8 LG(OLD STYLE)			
- 18	6814265	4	. SCREW,HEX HD CAP M3 X 8 LG(NEW STYLE)			
- 19	1622316	3	. WASHER,SPRING-M3 6.2 OD X 0.8 THK			
			(OLD STYLE ONLY)			
- 20	8674518	3	. WASHER,FLAT M3-10 OD(OLD STYLE ONLY)			
- 21	1126839	1	. . E-CLIP(NEW STYLE)			
- 21	6341149	1	. . E-CLIP(OLD STYLE)			
- 22	6814275	1	. . WASHER,FLAT M4-28 OD (OLD STYLE)			
- 22	8674552	1	. . COVER,BEARING(NEW STYLE)			
- 23	NO NO.	1	. . BEARING(NEW STYLE ONLY)			
- 24	6026202	1	. . PULLEY,SPLINE(OLD STYLE)			
- 24	6026203	1	. . PULLEY,SPLINE(NEW STYLE)			
- 25	6026108	1	. PLATEN			
			NOTE:WHEN ORDERING THIS PART THE CORRECT			
			LABELS MUST BE ORDERED. REFERENCE			
			3-34A AND 3-35			
- 26	6814270	4	. SCREW,HEX HD-M4 X 12 LG			
- 27	6341083	1	. LEVER,FORMS THICKNESS			
- 28	8674528	1	. SCREW,SELF TAP PAN HD			
- 29	6814229	1	. WASHER,ADJUST KNOB			
- 30	7838574	1	. WASHER,SPRING WAVE			
- 31	6813951	1	. SPRING,DETENT			
- 32	6814264	1	. SCREW,HEX HD-M3 X 6 LG			
- 33	7838571	1	. BEARING,THRUST			
- 34	6813954	1	. SPRING-PAPER TENSION			
- 35	6341075	1	. LEVER,BAIL OPEN			
- 36	1621495	1	. SCREW,SPLINE SOC HD-M3 X 12 LG			
- 37	1622401	1	. NUT,PLAIN HEX-M3 X 5.5 FL W			
- 38	8674561	1	. ENDCAP,FRONT BAR-LEFT			
- 39	8674559	1	. BAR,FRONT GUIDE			
- 40	6814248	1	. CARRIER ASSEMBLY-MODEL 1/2			
			FOR DETAIL BREAKDOWN SEE FIGURE 8A			
- 41	8674560	1	. ENDCAP,FRONT BAR-RIGHT			
- 42	8674565	1	. BEARING,FRONT BAR			
- 43	6814265	2	. SCREW,HEX HD-M3 X 8 LG			

FOR PARTS
NOT SHOWN
SEE FIG. 6

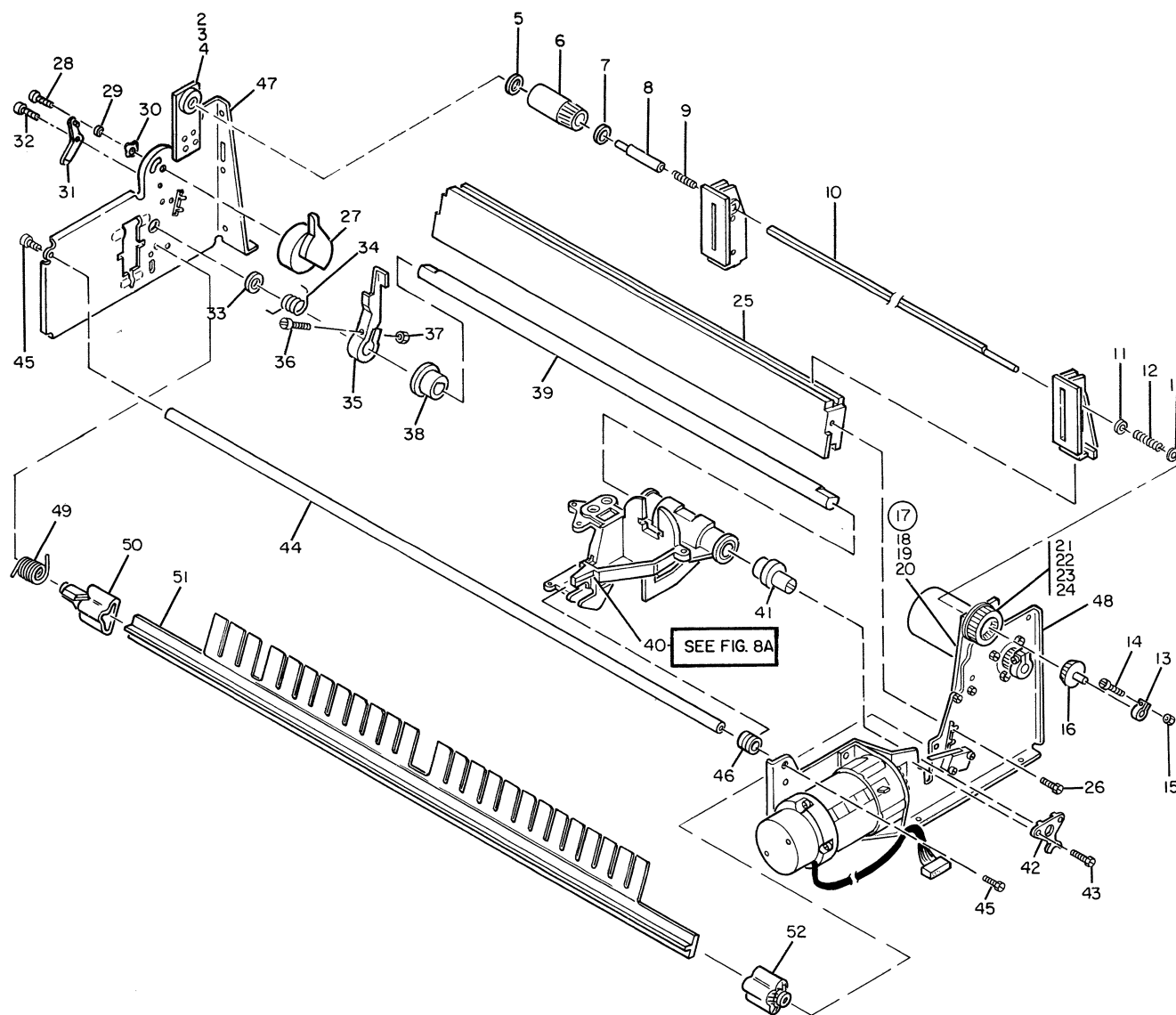


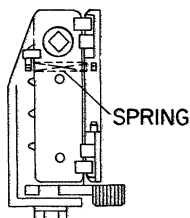
FIGURE 6A. TRACTOR DRIVE ASSEMBLY. SEE LIST 6A.

TRACTOR DRIVE ASSEMBLY

FIGURE- INDEX NUMBER	PART NUMBER	UNITS PER ASM.	DESCRIPTION			
			1	2	3	4
6A - 44	8674558	1	.	BAR, REAR GUIDE		
- 45	6814269	2	.	SCREW, HEX HD-M4 X 10 LG		ATT PT
- 46	8678360	1	.	BEARING, REAR BAR		
- 47	NO NO.	1	.	FRAME-LEFT		
- 48	NO NO.	1	.	FRAME-RIGHT		
- 49	6813953	1	.	SPRING, PAPER TENSION		
- 50	8674556	1	.	ENDCAP, FINGER ASM L.H.		
- 51	6814261	1	.	FINGER ASM		
- 52	8674557	1	.	ENDCAP, FINGER ASM R.H.		

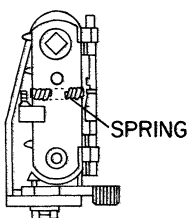
FOR PARTS
NOT SHOWN
SEE FIG. 6

OLD STYLE
TRACTOR



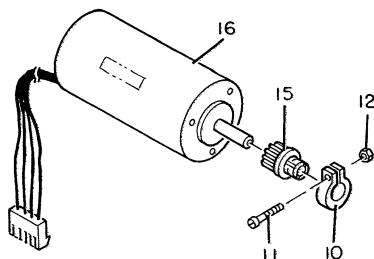
DETAIL A

NEW STYLE
TRACTOR



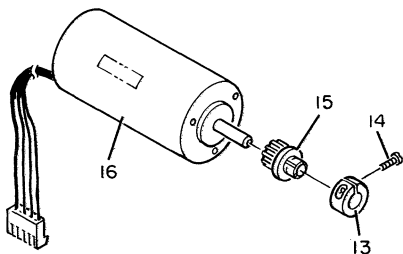
DETAIL A

PAPER FEED MOTOR ASM



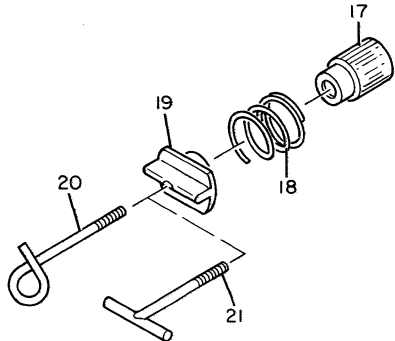
DETAIL B OLD STYLE

PAPER FEED MOTOR ASM



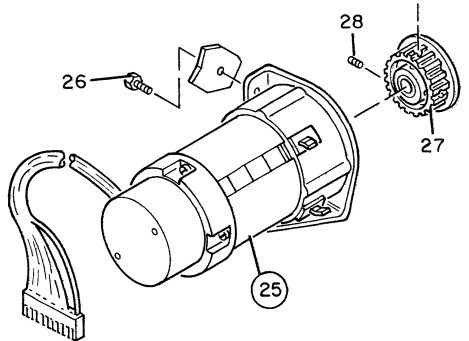
DETAIL B NEW STYLE

BELT TENTION ADJUSTER



DETAIL C

CARRIER DRIVE MOTOR ASM



DETAIL D

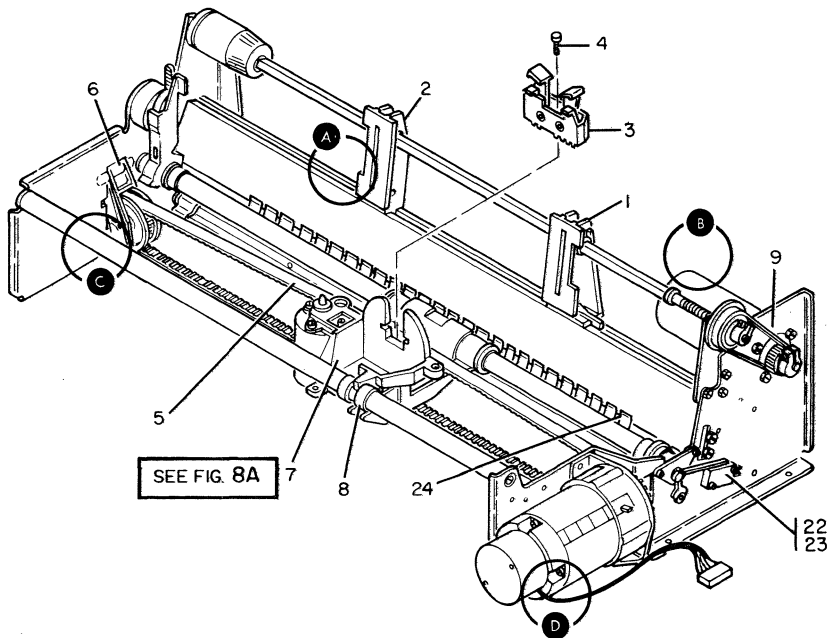


FIGURE 6B. MECHANICAL STRUCTURE SUB ASSEMBLIES. SEE LIST 6B.

MECHANICAL STRUCTURE SUB ASSEMBLIES

FIGURE- INDEX NUMBER	PART NUMBER	UNITS PER ASM.	DESCRIPTION			
			1	2	3	4
6B-	NO NO.	REF	MECHANICAL STRUCTURE SUB ASSEMBLIES FOR NEXT HIGHER ASM SEE FIGURE 6-4 FOR ILLUSTRATION SEE FIGURE 6B			
- 1	8678365	1	. TRACTOR,PAPER FEED-RIGHT (OLD STYLE)			
- 1	1989799	1	. TRACTOR,PAPER FEED-RIGHT (NEW STYLE)			
- 2	8678366	1	. TRACTOR,PAPER FEED-LEFT (OLD STYLE)			
- 2	1989790	1	. TRACTOR,PAPER FEED-LEFT (NEW STYLE)			
			NOTE:WHEN EITHER OLD STYLE TRACTOR IS ORDERED A B/M WILL BE RECEIVED CONTAINING BOTH NEW STYLE TRACTORS AND MANUAL UPDATES. DO NOT MIX OLD AND NEW STYLE TRACTORS.			
- 3	8678359	1	. CLAMP ASM-HEAD-MODEL 1/2			
- 4	6814267	1	. SCREW,HEX HD-M3 X 12 LG			
- 5	7838570	1	. CARRIER TIMING BELT-MODELS 1 AND 2			
- 6	6814251	1	. CARRIER IDLER PULLEY ASM-MODELS 1 AND 2			
- 7	6814248	1	. CARRIER ASM-MODEL 1/2			
			FOR DETAIL BREAKDOWN SEE FIGURE 8A			
- 8	8678360	1	. BEARING,BAR			
- 9	6814246	1	. BELT,TIMING			
- 10	7838591	1	. COLLAR(OLD STYLE)			
- 11	1621167	1	. SCREW,PAN HD-M2.5 X 20 LG			
- 12	1622399	1	. NUT,HEX-M2.5			
- 13	6026242	1	. FLYWHEEL(NEW STYLE)			
- 14	1621512	1	. SCREW,HEX SOC HD-M4 X 16 LG			
- 15	6814252	1	. PULLEY,PAPER FEED MOTOR			
- 16	7838592	1	. MOTOR ASM,PAPER FEED			
- 17	6814201	1	. SHOULDER,SPRING TENSION (OLD STYLE)			
			NOTE:THIS SHOULDER WILL BE ON MACHINES THAT HAVE A SILVER SPRING.			
- 17	8674554	1	. SHOULDER,SPRING TENSION (NEW STYLE)			
			NOTE:THIS SHOULDER WILL BE ON MACHINES THAT HAVE A BLACK SPRING.			
- 18	6813952	1	. SPRING BELT TENSION(OLD STYLE)			
			NOTE:COLOR OF THIS SPRING IS SILVER			
- 18	8674555	1	. SPRING BELT TENSION(NEW STYLE)			
			NOTE:COLOR OF THIS SPRING IS BLACK			
- 19	6814277	1	. BOSS,BELT TENSION			
- 20	6814255	1	. SCREW,BELT TENSION(OLD STYLE)			
- 21	6814255	1	. SCREW,BELT TENSION(NEW STYLE)			
			NOTE:ORDERING P/N 6814255 WILL RESULT IN LATEST LEVEL AVAILABLE			
- 22	6814260	1	. SWITCH,PLATEN GAP			
- 23	6026264	2	. SCREW,SOC HD M2 X 14(OLD STYLE)			
- 24	6814261	1	. FINGER ASM			
- 25	6814247	1	. MOTOR ASM,CARRIER DRIVE			
- 26	6814268	4	. SCREW,HEX HD-M4 X 8 LG			
- 27	6341087	1	. . PULLEY,CARRIER MOTOR-MODELS 1 AND 2			
- 28	1621720	2	. . SCREW,SET CLP PT-M4 X 6 LG			

FOR PARTS
NOT SHOWN
SEE FIG. 5

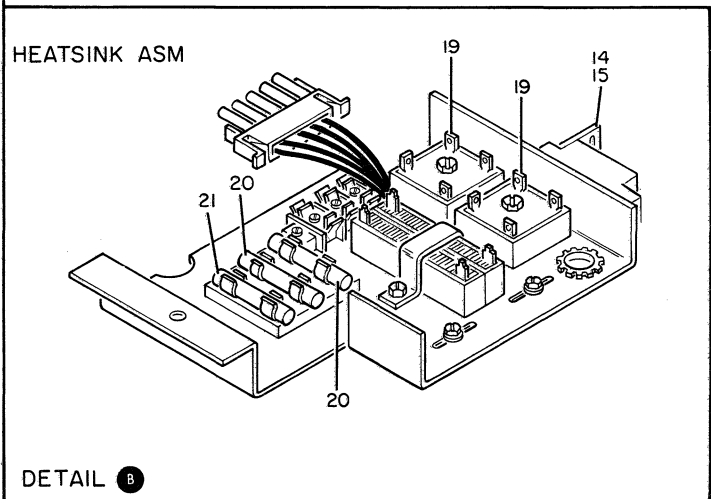
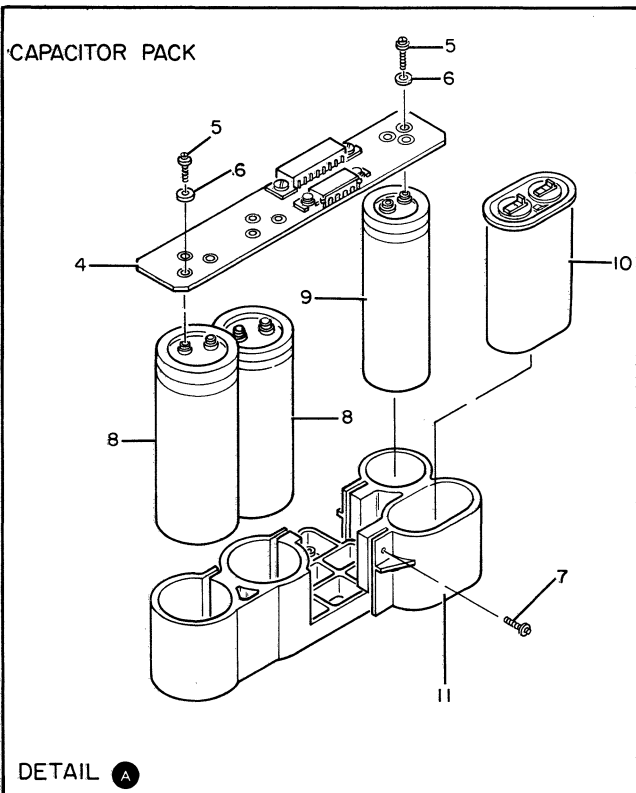
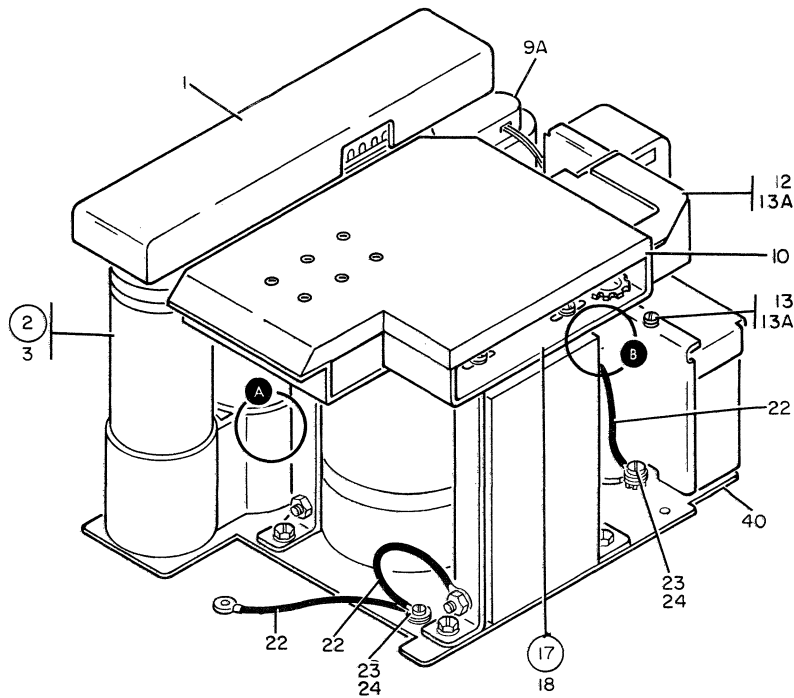


FIGURE 7. POWER SUPPLY ASSEMBLY. SHEET 1 OF 2. INDEX NOS. 1-24. SEE LIST 7.

POWER SUPPLY ASSEMBLY

FIGURE- INDEX NUMBER	PART NUMBER	UNITS PER ASM.	DESCRIPTION			
			1	2	3	4
7 -	NO NO.	REF	POWER SUPPLY ASSEMBLY- 120V,60 HZ			
-	NO NO.	REF	POWER SUPPLY ASSEMBLY- 230V,50 HZ			
			FOR NEXT HIGHER ASM SEE FIGURE 5-11			
			FOR ILLUSTRATION SEE FIGURE 7			
- 1	7838627	1	. COVER,CAPACITOR			
			NOTE:WHEN ORDERING THIS PART THE CORRECT LABEL MUST BE ORDERED. REFERENCE 3-25.			
- 2	NO NO.	1	. CAPACITOR PACK			
- 3	6814271	3	. SCREW,HEX HD-M4 X 16 LG ATT PT			
- 4	6341081	1	. CARD ASM,POWER SUPPLY			
- 5	6814274	6	. SCREW,HEX HD-M5 X 12 LG			
- 6	1622347	6	. WASHER,LOCK EXT TOOTH M5			
- 7	234333	4	. SCREW,SELF TAP HEX HD-NO.10 X 3/4 LG			
- 8	8678433	2	. CAPACITOR- 30VDC			
- 9	8678434	1	. CAPACITOR- 20VDC			
- 9A	1989774	1	. BOOT,RUBBER-TERMINAL COVER			
- 10	6341080	1	. CAPACITOR-FERRO RESISTOR			
- 11	6429215	1	. BASE			
- 12	6026205	1	. COVER,TERMINAL			
- 13	NO NO.	1	. AC POWER COVER ATT PT			
- 13A	6814268	2	. SCREW,HEX HD-M4 X 8 LG ATT PT			
- 14	6026204	1	. BRACKET,TERMINAL COVER			
- 15	6814268	1	. SCREW,HEX HD-M4 X 8 LG ATT PT			
- 16	7838628	1	. COVER,HEATSINK			
- 17	8678355	1	. HEATSINK ASM			
- 18	6814268	4	. SCREW,HEX HD-M4 X 8 LG ATT PT			
- 19	6814263	2	. . RECTIFIER BRIDGE			
			NOTE:A TUBE OF HEAT CONDUCTIVE GREASE P/N 6814279 MUST BE ORDERED ALONG WITH THIS UNIT FOR PROPER INSULATION.			
- 20	7838633	2	. . FUSE,SLOW BLOW- 15A			
- 21	7838641	1	. . FUSE,SLOW BLOW- 8A			
- 22	NO NO.	1	. STRAP,GROUND- 16 AWG			
			OBTAIN LOCALLY			
- 23	6814269	2	. SCREW,HEX HD-M4 X 10 LG ATT PT			
- 24	1622346	2	. WASHER,LOCK EXT TOOTH M4 ATT PT			

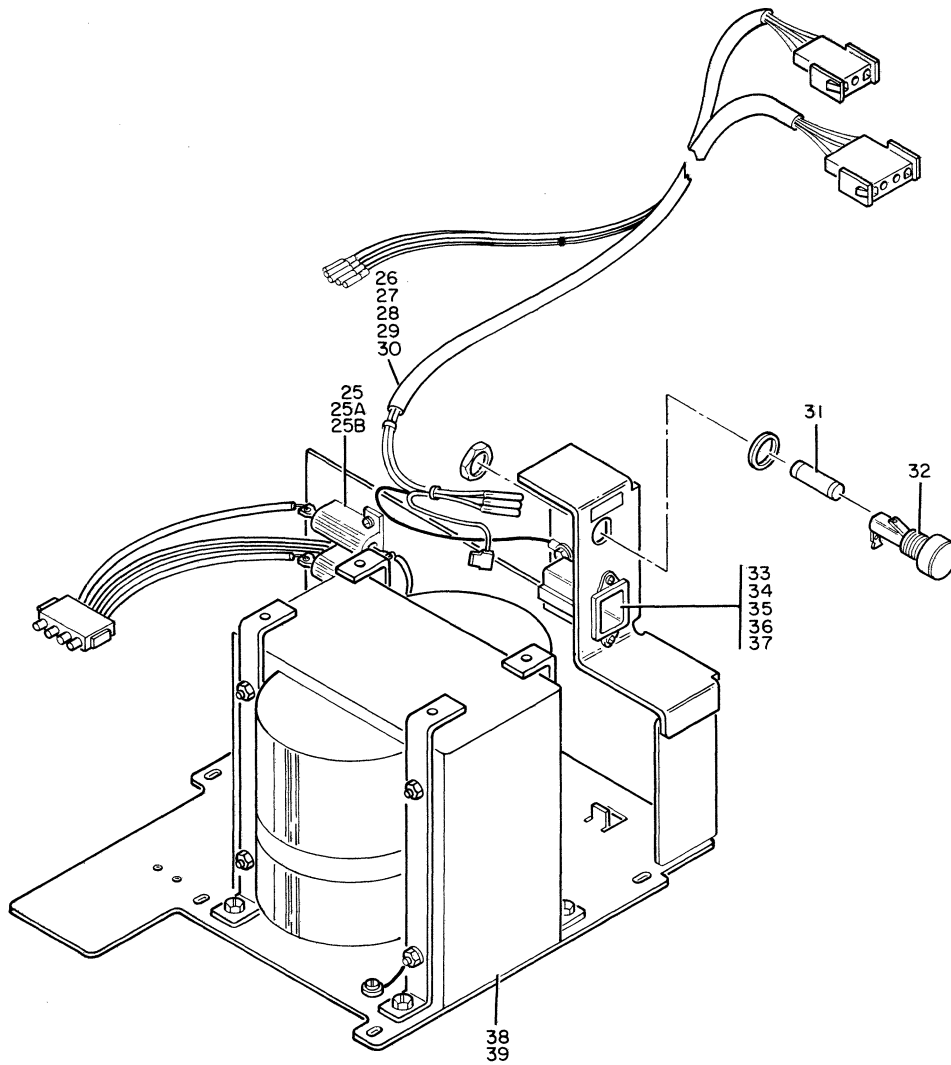


FIGURE 7. POWER SUPPLY ASSEMBLY. SHEET 2 OF 2. INDEX NOS. 25-40. SEE LIST 7.

POWER SUPPLY ASSEMBLY

FIGURE- INDEX NUMBER	PART NUMBER	UNITS PER ASM.	DESCRIPTION			
			1	2	3	4
7 - 25	6341082	1	. RESISTOR/CABLE ASM FOR CABLE COMPONENT PARTS SEE FIGURE 9			
- 25A	8674526	4	. SCREW,PAN HD-M2 X 10 LG ATT PT			
- 25B	6814278	4	. WASHER,LOCK SPLIT M2- 4.1 OD ATT PT			
- 26	6341079	1	. WIRING HARNESS ASSEMBLY-AC POWER FOR CABLE COMPONENT PARTS SEE FIGURE 9			
- 27	1621210	1	. SCREW,PAN HD M5 X 10 ATT PT			
- 28	1622347	1	. WASHER,LOCK EXT TOOTH M4 ATT PT			
- 29	1622319	1	. WASHER,SPLIT LK-M5 MAX OD 9.0 ATT PT			
- 30	1622305	1	. WASHER,FLAT-M5 MAX OD 10.0 ATT PT			
- 31	7838640	2	. FUSE,SLOW BLOW- 7A 100-127 VAC			
- 31	7838634	1	. FUSE,SLOW BLOW- 4A 200-240 VAC			
- 32	4412938	1	. HOLDER,FUSE			
- 33	6429216	1	. HOUSING,CONNECTOR			
- 34	6814267	2	. SCREW,HEX HD M3 X 12 ATT PT			
- 35	1622302	2	. WASHER,FLAT M3-4.1 OD ATT PT			
- 36	1622316	2	. WASHER,LOCK SPLIT M3-5.9 OD ATT PT			
- 37	1622401	2	. NUT,PLAIN HEX-M3 ATT PT			
- 38	6814210	1	. TRANSFORMER ASM- 60HZ			
- 38	6814209	1	. TRANSFORMER ASM- 50HZ			
- 39	6814274	4	. SCREW,HEX HD-M5 X 12 LG ATT PT			
- 40	NO NO.	1	. BASE,POWER SUPPLY			

FOR PARTS
NOT SHOWN
SEE FIG. 5

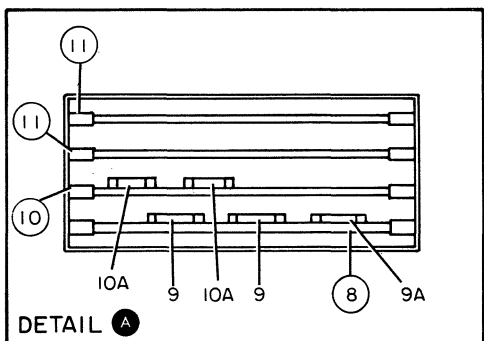
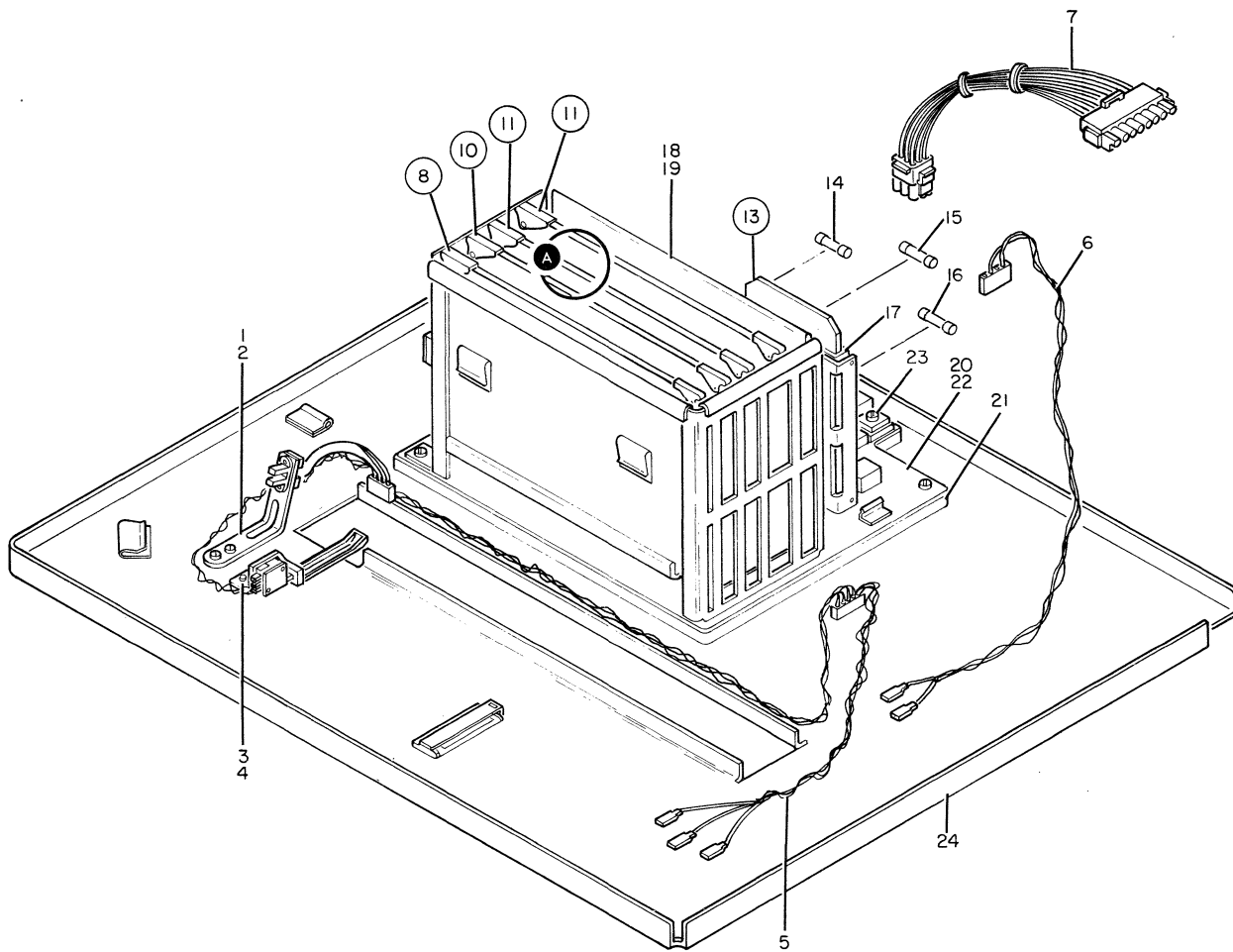


FIGURE 8. BASE ASSEMBLY. SEE LIST 8.

BASE ASSEMBLY

FIGURE- INDEX NUMBER	PART NUMBER	UNITS PER ASM.	DESCRIPTION			
			1	2	3	4
8 -	NO NO.	REF	BASE ASSEMBLY FOR NEXT HIGHER ASM SEE FIGURE 5-13 FOR ILLUSTRATION SEE FIGURE 8			
- 1	6814262	1	. CABLE ASM-COLUMN 1 SENSOR FOR CABLE COMPONENT PARTS SEE FIGURE 9			
- 2	6814268	1	. SCREW,HEX HD-M4 X 8			
- 3	6814257	1	. SWITCH ASM,PAPER OUT			
- 4	6814268	1	. SCREW,HEX HD-M4 X 8			
- 5	6341050	1	. . CABLE ASM-PAPER OUT AND BAIL OPEN SWITCH FOR CABLE COMPONENT PARTS SEE FIGURE 9			
- 6	6341052	1	. CABLE ASM-CARRIER MOTOR FOR CABLE COMPONENT PARTS SEE FIGURE 9			
- 7	6341051	1	. CABLE ASM-LOGIC BOARD TO CAPACITOR FOR CABLE COMPONENT PARTS SEE FIGURE 9			
- 8	NO NO.	1	. CARD ASM-STEP MOTOR DRIVE **			
- 9	7838637	2	. . FUSE,SLOW BLOW 1.5A			
- 9A	7838593	1	. . FUSE,SLOW BLOW 0.5 A NOTE:ONLY ON OLD STYLE CARDS			
- 10	NO NO.	1	. CARD ASM-CARRIER MOTOR DRIVER **			
- 10A	7838639	2	. . FUSE,SLOW BLOW 2.5 A			
- 11	NO NO.	2	. CARD ASM-WIRE DRIVER **			
- 13	NO NO.	1	. CARD ASM-POWER SUPPLY REGULATOR **			
- 14	7838641	1	. . FUSE,SLOW BLOW 8A			
- 15	7838638	1	. . FUSE,SLOW BLOW 2A			
- 16	7838636	1	. . FUSE,SLOW BLOW 1A			
- 17	NO NO.	2	. RETAINER,CARD			
- 18	NO NO.	1	. CARD CAGE ASM			
- 19	6814271	3	. SCREW,HEX HD-M4 X 16			
- 20	8678402	1	. CARD ASM-LOGIC			
- 21	NO NO.	1	. INSULATOR,LOGIC BOARD			
- 22	6814271	4	. SCREW,HEX HD-M4 X 16			
- 23	6814273	6	. SCREW,HEX HD-M4 X 25			
- 24	NO NO.	1	. BASE,PRINTER			

** REFER TO MAP A000 PAGES FOR CORRECT
PART NUMBERS

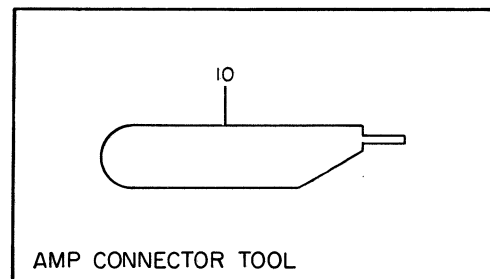
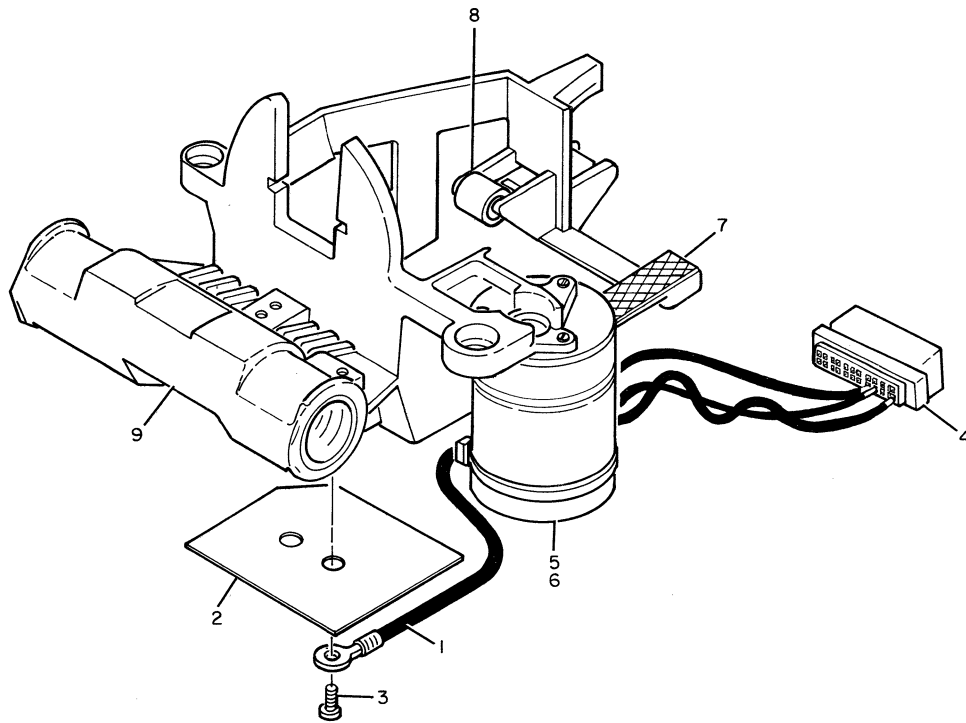


FIGURE 8A. CARRIER ASSEMBLY-MODEL 1/2. SEE LIST 8A.

CARRIER ASSEMBLY-MODEL 1/2

FIGURE- INDEX NUMBER	PART NUMBER	UNITS PER ASM.	DESCRIPTION			
			1	2	3	4
8A-	6814248	REF	CARRIER ASSEMBLY-MODEL 1/2 FOR NEXT HIGHER ASSEMBLY SEE FIGURE 6A-40 AND 6B-7 FOR ILLUSTRATION SEE FIGURE 8A			
- 1	NO NO.	1	. GROUND WIRE ASM			
- 2	6814250	1	. INTERRUPTER PLATE			
- 3	6814264	1	. SCREW,HEX HD-M3 X 6 LG			ATT PT
- 4	8674562	1	. HOUSING,CONNECTOR			
- 5	6814249	1	. MOTOR,RIBBON DRIVE			
			NOTE:IF AN AMP CONNECTOR TOOL P/N 6026107 HAS NOT BEEN PREVIOUSLY PROCURED,ONE MUST BE ORDERED WITH THE MOTOR FOR PROPER INSTALLATION. REFERENCE 8A-10			
- 6	1621614	3	. SCREW,HEX HD-M3 X 8 LG			ATT PT
- 7	6429224	1	. TAPE,RUBBER- 45 MM			
- 8	6813958	1	. SPRING,BEARING			
- 9	8674563	1	. SHUTTLE,BEARING ASM			
- 10	6026107	AR	. AMP CONNECTOR TOOL(SEE NOTE REFERENCE 8A-5)			

THIS PAGE INTENTIONALLY LEFT BLANK

CABLE ASSEMBLIES WITH COMPONENT PARTS

FIGURE- INDEX NUMBER	PART NUMBER	UNITS PER ASM.	DESCRIPTION			
			1	2	3	4
9 - A	1989693	1	CABLE ASM-DECADE SWITCH FOR COMPONENT PARTS SEE INDEXES 8,9,14			
- A	1989707	1	CABLE ASM-INTERFACE,MODEL 1(WITH COVER INTERLOCK SWITCH ASM) FOR COMPONENT PARTS SEE INDEXES 3,5,6,11,12,13,15,16,18			
- A	6021066	1	CABLE ASM-SIGNAL FOR COMPONENT PARTS SEE INDEXES 4A,4B,4C,9A,18,19,20,21,21A, 22,23,24,25,26,27,28			
- A	6021067	1	CABLE ASM-PHOTO DIODE FOR COMPONENT PARTS SEE INDEXES 4B,9B,9C,22,22A,24A			
- A	6021071	1	CABLE ASM-(TSR)J1 TO TB1 FOR COMPONENT PARTS SEE INDEXES 4D,27,29,29A,30			
- B	6341050	1	CABLE ASM-PAPER OUT/BAIL OPEN SW(FRU)			
- B	6341051	1	CABLE ASM-LOGIC BOARD POWER(FRU)			
- B	6341052	1	CABLE ASM-CARRIER MOTOR(FRU)			
- B	6341079	1	CABLE ASM-WIRING HARNESS AC POWER(FRU)			
- B	6341082	1	CABLE ASM-POWER SUPPLY RESISTORS(FRU)			
- B	6341084	1	CABLE ASM-HEAD DRIVER,R/S(FRU)			
- B	6341085	1	CABLE ASM-RIBBON MOTOR,R/S(FRU)			
- B	6341086	1	CABLE ASM-RIBBON MOTOR,STD(FRU)			
- B	6814105		CABLE ASM-INTERFACE-MODEL 1(W/O COVER INTERLOCK SWITCH ASM)			
- B	6814106		CABLE ASM-INTERFACE-MODEL 2(W/O COVER INTERLOCK SWITCH ASM)			
- C	6814230	1	CABLE ASM-INTERFACE-MODEL 2(WITH COVER INTERLOCK SWITCH ASM) FOR COMPONENT PARTS SEE INDEXES 3,4,5,5A,5B,7,10,11,13,17,18			
- C	6814231	1	CABLE ASM-ON/OFF SWITCH FOR COMPONENT PARTS SEE INDEXES 29B,31,32			
- C	6814256	1	CABLE ASM-HEAD DRIVER,STD(FRU)			
- C	6814262	1	CABLE ASM-PHOTO SENSOR,COLUMN ONE(FRU)			
- C	8678346	1	CABLE ASM-OPERATORS PANEL FOR COMPONENT PARTS SEE INDEXES 4,27A			

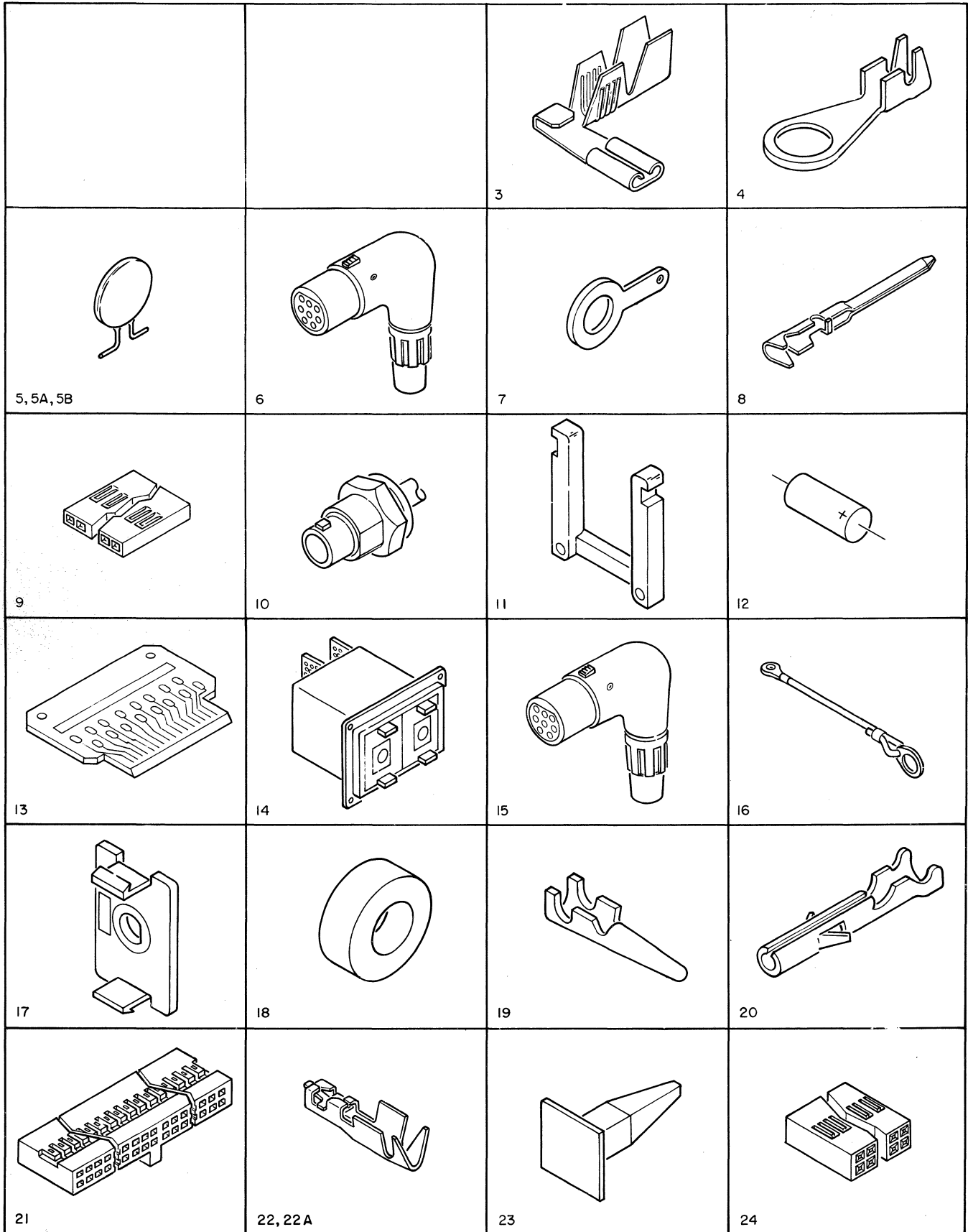


FIGURE 9. CABLE ASSEMBLIES WITH COMPONENT PARTS. SHEET 1 OF 2. INDEX NOS. 3-24A. SEE LIST 9.

CABLE ASSEMBLIES WITH COMPONENT PARTS

FIGURE- INDEX NUMBER	PART NUMBER	UNITS PER ASM.	DESCRIPTION			
			1	2	3	4
9 - 3	1187169	AR	.	TERMINAL,FLAG		
- 4	483687	AR	.	TERMINAL,RING,NO.10 STUD,14-16 AWG		
- 4A	483658	AR	.	TERMINAL,TAPER PIN		
- 4B	483676	AR	.	TERMINAL,RING, NO.6 STUD,22-26 AWG		
- 4C	483678	AR	.	TERMINAL,RING, NO.6 STUD,14-16 AWG		
- 4D	483677	AR	.	TERMINAL,RING, NO.6 STUD,18-20 AWG		
- 5	1134459	AR	.	CAPACITOR,DISC		
- 5A	4406517	AR	.	VARISTOR,DISC		
- 5B	5213736	AR	.	CAPACITOR,DISC		
- 6	1657272	AR	.	PLUG,AUDIO-RIGHT ANGLE		
- 7	2565189	AR	.	TERMINAL		
- 8	2731384	AR	.	PIN,DISCRETE WIRE-22-26 AWG		
- 9	2731406	AR	.	HOUSING 1X12		
- 9A	1229606	AR	.	HOUSING- 1 X 7		
- 9B	2731836	AR	.	HOUSING- 1 X 8		
- 9C	2732354	AR	.	HOUSING- 1 X 5		
- 10	5252661	AR	.	CONNECTOR		
- 11	5352967	AR	.	STRAIN RELIEF		
- 12	5392919	AR	.	CAPACITOR,POLAR		
- 13	5800610	AR	.	CARD ASM		
- 14	8544291	AR	.	SWITCH,DECADE		
- 15	8546931	AR	.	PLUG,8 POSITION 90 DEG		
- 16	8546933	AR	.	ATTACH ASM		
- 17	8678446	AR	.	RETAINER		
- 18	825468	AR	.	CORE,FERRITE		
- 19	483657	AR	.	TERMINAL,TAPER PIN		
- 20	1475671	AR	.	TERMINAL,SOCKET		
- 21	2334916	AR	.	HOUSING,MINI LATCH 2 X 8		
- 21A	6021004	AR	.	HOUSING,MINI LATCH 2 X 10		
- 22	2637682	AR	.	CONNECTOR		
- 22A	2637683	AR	.	TERMINAL,QUICK DISCONNECT		
- 23	2637689	AR	.	PLUG,POLARIZING		
- 24	2731388	AR	.	HOUSING- 2 X 12		
- 24A	2731842	AR	.	HOUSING- 2 X 2		

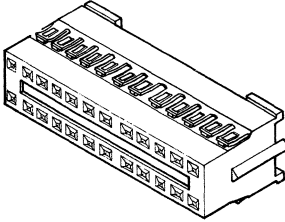
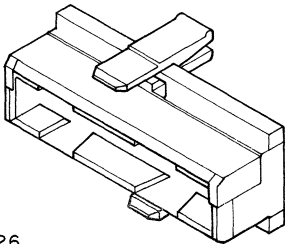
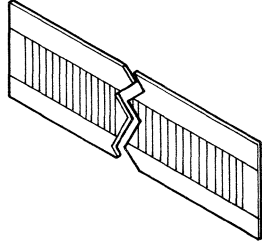
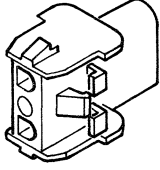
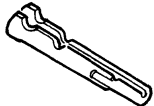
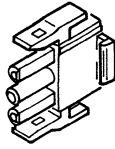
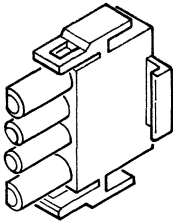
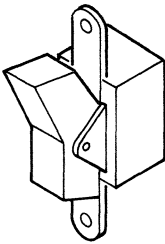
 <p>25</p>	 <p>26</p>	 <p>27</p>	 <p>28</p>
 <p>29, 29A, 29B,</p>	 <p>30</p>	 <p>31</p>	 <p>32</p>

FIGURE 9. CABLE ASSEMBLIES WITH COMPONENT PARTS. SHEET 2 OF 2. INDEX NOS. 25-32. SEE LIST 9.

CABLE ASSEMBLIES WITH COMPONENT PARTS

FIGURE- INDEX NUMBER	PART NUMBER	UNITS PER ASM.	DESCRIPTION			
			1	2	3	4
9 - 25	2732338	AR	.	HOUSING-	2 X 12	
- 26	2732342	AR	.	SHROUD		
- 27	317297	AR	.	LABEL-QUICK, NO. 34-66		
- 27A	6026261	AR	.	LABEL		
- 28	1847527	AR	.	HOUSING,RECEPTACLE-	3 POS	
- 29	1847520	AR	.	TERMINAL,PIN		
- 29A	2451131	AR	.	TERMINAL,PIN		
- 30	1847526	AR	.	HOUSING,PLUG-	3 POS	
- 31	1847528	AR	.	HOUSING,PLUG-	4 POS	
- 32	1655372	AR	.	SWITCH ASM		

CHART I. LINE CORD ASSEMBLIES (Part 1 of 2)


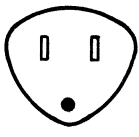
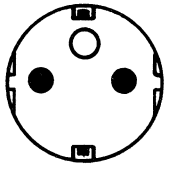
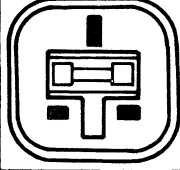
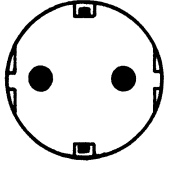



PLUG PIN-SIDE VIEW	PART NUMBER	LENGTH	COUNTRIES	DESCRIPTION
	1989792	1.8M	USA, CANADA, LOW VOLTAGE AFE	250V 6A LOCKING PLUG PART NO. 624034
	1989793	3.0M		
	5640670	1.8M	USA, CANADA, SAUDI ARABIA	250V 6A NON LOCKING SHIELDED
	1989794	3.0M		
	2684648	3.0M	FRANCE, BELGIUM, HUNGARY, ALGERIA	250V 6A
	2684591	3.0M	UNITED KINGDOM, IRELAND, MALAYSIA	250V 3A FUSE PART NO. 8168499
	2684647	3.0M	FINLAND, GERMANY, YUGOSLAVIA, NORWAY, SWEDEN, AUSTRIA	250V 6A
	5640664	3.0M	HIGH VOLTAGE AFE—AUSTRALIA, ARGENTINA, COLUMBIA, PARAGUAY, VENEZUELA, URUGUAY AND NEW ZEALAND	250V 6A
	2684646	3.0M	SWITZERLAND	250V 6A
	2684590	3.0M	SOUTH AFRICA	250V 3A FUSE PART NO. 8168499

CHART I. LINE CORD ASSEMBLIES (Part 2 of 2)




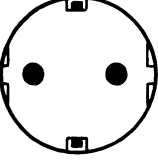

PLUG PIN-SIDE VIEW	PART NUMBER	LENGTH	COUNTRIES	DESCRIPTION
	2684645	3.0M	DENMARK	250V 6A PLUG PART NO. 4409574
	2684644	3.0M	ITALY, CHILE	250V 6A
	2684643	3.0M	ISRAEL	250V 6A PLUG PART NO. 6814300
	5641082	3.0M	THE NETHERLANDS	250V 6A
	5641083	3.0M	JAPAN	250V 6A LOCKING PLUG PLUG PART NO. 1975238

CHART I. LINE CORD ASSEMBLIES (PART 2 OF 2)



NUMERICAL INDEX

PART NO.	LIST AND INDEX NO.	PART NO.	LIST AND INDEX NO.	PART NO.	LIST AND INDEX NO.	PART NO.	LIST AND INDEX NO.
138754	2 - 6A	1621167	6A- 14	1657272	9 - 6	4134354	1 - 29
	3 - 28		6B- 11	1673724	3 - 40	4134355	1 - 29
160193	2 - 19	1621171	5 - 18	1715971	3 - 35A	4134356	1 - 29
186950	1 - 36	1621172	8B- 1B	1715972	3 - 35A	4134357	1 - 29
234333	7 - 7	1621182	1 - 23	1715973	3 - 35A	4134358	1 - 29
244049	4 - 3		2 - 11	1715974	3 - 35A	4134359	1 - 29
253425	3 - 39	1621184	2 - 7A	1743359	1 - 33	4134360	1 - 29
317297	9 - 27	1621193	3 - 2	1743548	3 - 25	4134361	1 - 29
369207	3 - 25	1621197	3 - 8	1753467	3 - 26	4134362	1 - 29
483657	9 - 19		3 - 19	1847520	9 - 29	4134363	1 - 29
483658	9 - 4A		3 - 33	1847526	4 - 7	4134364	1 - 29
483676	9 - 4B		3 - 44		9 - 30	4134365	1 - 29
483677	9 - 4D		3 - 62	1847527	9 - 28	4134366	1 - 29
483678	9 - 4C		5 - 4A	1847528	9 - 31	4134367	1 - 29
483687	9 - 4	1621210	7 - 27	1859560	3 - 29	4134368	1 - 29
825468	9 - 18	1621495	6A- 36	1976194	1 - 29	4134369	1 - 29
842555	1 - 30	1621512	6B- 14	1989682	3 - REF	4134370	1 - 29
842556	1 - 30	1621531	1 - 25	1989683	3 - 1	4134371	1 - 29
845762	1 - 33	1621614	6A- 2		4 - REF	4134372	1 - 29
	3 - 27		6A- 18	1989688	1 - 34	4134374	1 - 29
850248	1 - 7A		8A- 6	1989691	1 - 44	4134375	1 - 29
855261	1 - 33		8B- 5	1989692	2 - 5	4134580	1 - 29
855262	1 - 29	1621618	3 - 53	1989693	2 - 5	4134581	1 - 29
855263	1 - 30		8B- 29		9 - A	4134582	1 - 29
855264	1 - 29	1621720	6B- 26	1989694	1 - 39	4134583	1 - 29
855265	1 - 29	1621813	3 - 55	1989697	3 - 59	4134584	1 - 29
855266	1 - 29	1622302	6A- 4	1989698	1 - 15	4135783	1 - 29
855267	1 - 29		6B- 4A	1989699	3 - 49	4406175	3 - 29A
855268	1 - 29		7 - 35	1989706	3 - 57	4406517	9 - 5A
855269	1 - 29		8B- 16	1989707	3 - 3	4412938	7 - 32
855270	1 - 29		8B- 28		3 - 64	4447204	1 - 33
855272	1 - 29	1622304	1 - 2F		9 - A	4447205	1 - 33
855273	1 - 29		3 - 34	1989710	1 - REF	4447206	1 - 33
855275	1 - 29		5 - 4B	1989715	3 - 70	5054478	1 - 29
855276	1 - 29	1622305	1 - 2B	1989734	2 - 3	5213736	9 - 5B
855278	1 - 29		1 - 22	1989774	7 - 9A	5252661	9 - 10
855279	1 - 29		3 - 42	1989775	6A- 9	5352967	9 - 11
855281	1 - 29		7 - 30	1989790	6B- 2	5392919	9 - 12
855282	1 - 31	1622306	1 - 27	1989799	6B- 1	5406084	3 - 69
855283	1 - 32	1622316	6A- 3	2101089	2 - 9A	5576379	1 - 29
855284	1 - 29		6A- 19	2334916	9 - 21		1 - 29
855285	1 - 29		7 - 36	2418180	1 - 29	5685241	3 - 29
855286	1 - 30	1622319	7 - 29	2451131	4 - 6	5685244	3 - 25
960746	1 - 30	1622320	1 - 26		9 - 29A	5685245	3 - 24
960766	1 - 30	1622332	8B- 15	2513269	1 - 43	5685247	3 - 27
984118	3 - 24		8B- 27	2525948	3 - 52	5800610	9 - 13
984122	3 - 25	1622345	4 - 4	2565189	9 - 7	5895649	1 - 28
1126839	6A- 21	1622346	3 - 9	2582954	3 - 26	5952972	3 - 35A
1134459	9 - 5		3 - 45	2637682	9 - 22	5966292	1 - 29
1138167	3 - 66		3 - 63	2637683	9 - 22A	5996127	1 - 28
1187169	9 - 3		5 - 10	2637689	9 - 23	6003013	1 - 29
1229606	9 - 9A		7 - 24	2721378	1 - 18	6003219	3 - 35A
1310782	1 - 29	1622347	3 - 41	2722106	1 - 14	6021004	9 - 21A
1471027	4 - 5		7 - 6	2731384	9 - 8	6021066	9 - A
1475671	9 - 20		7 - 28	2731388	9 - 24	6021067	9 - A
1582715	2 - 24	1622399	6A- 15	2731406	9 - 9	6021071	9 - A
1589880	2 - 23		6B- 12	2731836	9 - 9B	6026081	3 - 32
1590007	2 - 21	1622401	3 - 54	2731842	9 - 24A	6026082	3 - 30
1590008	2 - 22		6A- 37	2732338	9 - 25	6026100	1 - 5
1621061	1 - 1A		7 - 37	2732342	9 - 26	6026107	8A- 10
	1 - 7		8B- 14	2732354	9 - 9C	6026108	6A- 25
	1 - 9		8B- 26	4056393	1 - 29	6026117	2 - 2
	1 - 11	1622403	3 - 43	4134351	1 - 29	6026118	2 - 4
	1 - 16	1622431	1 - 5B	4134352	1 - 29	6026119	2 - 2
1621164	1 - 5A	1655372	9 - 32	4134353	1 - 29	6026120	2 - 4

PART NO.	LIST AND INDEX NO.	PART NO.	LIST AND INDEX NO.	PART NO.	LIST AND INDEX NO.	PART NO.	LIST AND INDEX NO.
6814270	6 - 8	8544451	3 - 35A	8674575	1 - 1	8678490	2 - 2
	6A- 26	8544452	3 - 26	8674576	1 - 1	8678491	2 - 2
6814271	7 - 3	8544453	3 - 26	8674577	1 - 1	8678496	2 - 2
	8 - 19	8544454	3 - 26	8674578	1 - 1	8678497	2 - 2
	8 - 22	8544455	3 - 26	8674579	1 - 1	8678498	2 - 2
6814273	3 - 12	8544456	3 - 26	8674580	1 - 1	8678499	2 - 2
	8 - 23	8544457	2 - 6A	8674581	1 - 1	8678500	2 - 2
6814274	7 - 5		3 - 28	8674582	1 - 1	8678503	2 - 4
	7 - 39	8544458	3 - 29	8674583	1 - 1	8678504	2 - 4
6814275	6A- 22	8544459	3 - 29	8674584	1 - 1	8678505	2 - 4
6814276	6A- 12	8544460	3 - 29	8674586	1 - 1	8678506	2 - 4
6814277	6B- 19	8544461	3 - 29	8678243	1 - 4A	8678507	2 - 4
6814278	7 - 25B	8544462	3 - 29	8678301	2 - 20		
6814281	8B- 22	8544482	2 - 6A		2 - 20		
6814282	6B- 23		3 - 28	8678305	2 - 16		
6814293	8B- 10	8544483	3 - 35A	8678306	2 - 15		
6825818	2 - 6A	8544484	3 - 26	8678309	1 - 3		
	3 - 28	8546931	9 - 15	8678341	1 - 24		
6825864	3 - 27	8546933	9 - 16	8678344	1 - 8		
6843643	3 - 35A	8551903	2 - 6A	8678346	2 - 14		
7838536	2 - 24A		3 - 28		3 - 7		
7838568	3 - 34A	8551904	3 - 25		9 - C		
7838570	6B- 5	8551907	3 - 27	8678347	2 - 8		
7838571	6A- 33	8614252	6B- 15	8678348	2 - 7		
7838573	6A- 11	8674526	7 - 25A	8678352	6B- 7		
7838574	6A- 30	8674528	6A- 28	8678355	7 - 17		
7838590	1 - 4A	8674533	3 - 10	8678356	6A- 40		
7838591	6A- 13	8674534	1 - 2H		8B- REF		
	6B- 10	8674536	1 - 2H	8678359	6B- 3		
7838592	6 - 7	8674540	1 - 2H	8678360	6A- 46		
	6B- 16	8674541	1 - 2G		6B- 8		
7838593	8 - 9A	8674542	1 - 13	8678365	6B- 1		
7838627	7 - 1	8674543	1 - 2H	8678366	6B- 2		
7838628	7 - 16	8674544	1 - 2H	8678367	8B- 23		
7838633	7 - 20	8674545	1 - 2H	8678374	2 - 17		
7838634	7 - 31	8674546	1 - 2H	8678376	2 - 18		
7838636	8 - 16	8674547	1 - 2H	8678382	3 - 50		
7838637	8 - 9	8674548	1 - 2H	8678383	3 - 48		
7838638	8 - 15	8674549	1 - 6		3 - 51		
7838639	8 - 10A		1 - 10	8678393	2 - 4		
7838640	7 - 31	8674552	6A- 22	8678394	2 - 4		
7838641	7 - 21	8674553	6B- 29	8678395	2 - 4		
	8 - 14	8674554	6B- 17	8678396	2 - 4		
7838642	1 - 2A	8674556	6A- 50	8678397	2 - 4		
	1 - 2E	8674557	6A- 52	8678402	8 - 20		
	1 - 3A	8674558	6A- 44	8678405	2 - 13		
	1 - 18A	8674559	6A- 39	8678408	3 - 36		
	1 - 20	8674560	6A- 41	8678409	3 - 38		
	3 - 31	8674561	6A- 38	8678410	3 - 37		
	3 - 58	8674562	8A- 4	8678420	1 - 40		
8112294	1 - 29		8B- 17	8678433	7 - 8		
8112300	1 - 29	8674563	8A- 9	8678434	7 - 9		
8112301	1 - 29	8674564	8B- 30	8678435	1 - 41		
8112302	1 - 29	8674565	6A- 42	8678436	1 - 37		
8274518	6A- 20	8674566	8A- 7	8678437	1 - 35		
8326800	3 - 25		8B- 24	8678438	3 - 56		
8326801	3 - 25	8674567	5 - 4	8678445	3 - 65		
8326802	3 - 25	8674568	1 - 2H		3 - 68		
8326838	3 - 35A	8674569	1 - 2H	8678446	9 - 17		
8326839	3 - 35B	8674570	1 - 12	8678447	3 - 11		
8330628	1 - 29	8674571	1 - 12	8678486	1 - 38		
8543731	1 - 42	8674572	1 - 12	8678487	2 - 2		
8544291	9 - 14	8674573	1 - 1	8678488	2 - 2		
8544450	3 - 35A	8674574	1 - 1	8678489	2 - 2		



3268 Printer
Models 1 and 2
Parts Catalog
Order No. S131-0080-3

**READER'S
COMMENT
FORM**

This form may be used to communicate your views about this publication. They will be sent to the author's department for whatever review and action, if any, is deemed appropriate. Comments may be written in your own language; use of English is not required.

IBM may use or distribute any of the information you supply in any way it believes appropriate without incurring any obligation whatever. You may, of course, continue to use the information you supply.

Note: *Copies of IBM publications are not stocked at the location to which this form is addressed. Please direct any requests for copies of publications, or for assistance in using your IBM system, to your IBM representative or to the IBM branch office serving your locality.*

If you desire a reply by the group that prepared this manual, include your name and address.

Cut or Fold Along Line

Thank you for your cooperation. No postage stamp necessary if mailed in the U.S.A. (Elsewhere, an IBM office or representative will be happy to forward your comments or you may mail directly to the address in the Edition Notice on the back of the front cover or title page.)

Cut or Fold Along Line

ADDITIONAL COMMENTS:

Please Do Not Staple


Fold and Tape

Fold and Tape



NO POSTAGE
NECESSARY
IF MAILED
IN THE
UNITED STATES

BUSINESS REPLY MAIL
FIRST CLASS PERMIT NO. 40 ARMONK, N.Y.



POSTAGE WILL BE PAID BY ADDRESSEE

International Business Machines Corporation
Dept. E02
P.O. Box 12195
Research Triangle Park
North Carolina 27709

Fold and Tape

Fold and Tape





3268 Printer, Models 1 and 2 (PC) Printed in U.S.A. S131-0080-3




S131-0080-3

202

Fold

3268

99



Technical Newsletter

This Newsletter No. SY27-1303
Date May 20, 1983
Base Publication No. S131-0080-3
Unit 3268 Printer
Previous Newsletters None

**3268 Printer, Models 1 and 2
Parts Catalog**
© IBM Corp. 1981, 1982, 1983

This Technical Newsletter provides the following replacement pages for the subject publication:

3, 4	25, 26
5, 6	27, 28
9, 10	29, 30
11, 12	31, 32
19, 20	35, 36
21, 22	37, 38
	39, 40

Summary of Amendments

This TNL updated the parts list of the 3268 Printer, Models 1 and 2 Parts Catalog

Note: *File this cover letter at the back of the manual to provide a record of changes.*

IBM Corporation, Publications Center, Dept. E01, P.O. Box 12195, Research Triangle Park, N.C. 27709



COVER ASSEMBLY

FIGURE- INDEX NUMBER	PART NUMBER	UNITS PER ASM.	DESCRIPTION			
			1	2	3	4
1 -	1989710 NP	1	COVER ASSEMBLY FOR ILLUSTRATION SEE FIGURE 1			
- 1	8674573	1	. ACCESS COVER ASM-ENGLISH-MODELS 1 AND 2			
- 1	8674586	1	. ACCESS COVER ASM-ENGLISH-MODEL 2C			
- 1	8674575	1	. ACCESS COVER ASM-BRAZIL/PORTUGUESE			
- 1	8674576	1	. ACCESS COVER ASM-CANADA			
- 1	8674577	1	. ACCESS COVER ASM-DANISH			
- 1	8674578	1	. ACCESS COVER ASM-FINNISH			
- 1	8674579	1	. ACCESS COVER ASM-FRENCH			
- 1	8674580	1	. ACCESS COVER ASM-GERMAN			
- 1	8674581	1	. ACCESS COVER ASM-ITALIAN			
- 1	8674582	1	. ACCESS COVER ASM-JAPANESE			
- 1	8674583	1	. ACCESS COVER ASM-SPANISH			
- 1	8674584	1	. ACCESS COVER ASM-SWEDISH			
			NOTE:ORDER CORRECT P/N FROM 1-45 OR 1-46 TO REPLACE THIS PART,IF COMPLETE TOP UNIT IS BROKEN OR IF MACHINE HAS P/N 6026134 REFERENCE 1-2C.			
- 1A	1621061	6	. SCREW,CHEESE HD-M4 X 10 LG ATT PT			
- 2	6026139	2	. . . SPRING			
- 2A	7838642	2	. . . SCREW,SELF TAP HEX WSHR HD-M4.7 X 10 LG ATT PT			
- 2B	1622305	4	. . . WASHER,FL- M5 10 OD X 1 THK ATT PT			
- 2C	6429277	1	. . . JUMPER ASM (NEW STYLE-RING TERMINAL)			
- 2C	6026134	1	. . . JUMPER ASM (OLD STYLE-SLIDE TERMINAL)			
- 2D	6026133	1	. . . JUMPER ASM			
- 2E	7838642	1	. . . SCREW,SELF TAP HEX WSHR HD-M4.7 X 10 LG ATT PT			
- 2F	1622304	2	. . . WASHER,FL- M4 9 OD X 0.8 THK ATT PT			
- 2G	8674541	1	. . . LABEL,CUSTOMER WARNING-CANADIAN FRENCH			
- 2H	8674534	1	. . . LABEL,CUSTOMER WARNING-ENGLISH			
- 2H	8674536	1	. . . LABEL,CUSTOMER WARNING-BELGIUM			
- 2H	8674540	1	. . . LABEL,CUSTOMER WARNING-PORTUGUESE/BRAZIL			
- 2H	8674543	1	. . . LABEL,CUSTOMER WARNING-DANISH			
- 2H	8674544	1	. . . LABEL,CUSTOMER WARNING-FINNISH			
- 2H	8674545	1	. . . LABEL,CUSTOMER WARNING-FRENCH			
- 2H	8674546	1	. . . LABEL,CUSTOMER WARNING-GERMAN			
- 2H	8674547	1	. . . LABEL,CUSTOMER WARNING-ITALIAN			
- 2H	8674548	1	. . . LABEL,CUSTOMER WARNING-JAPANESE			
- 2H	8674568	1	. . . LABEL,CUSTOMER WARNING-SPANISH			
- 2H	8674569	1	. . . LABEL,CUSTOMER WARNING-SWEDISH			
- 3	8678309 NP	1	. . . WINDOW NOTE:ORDER ACCESS COVER ASSEMBLY, REFERENCE 1-1			
- 3A	7838642	10	. . . SCREW,SELF TAP HEX WSHR HD-M4.7 X 10 LG ATT PT			
- 4	6026136	1	. . . CONTROL ASM,PAPER			
- 4A	8678243	1	. . . LABEL,RIBBON REPLACEMENT-MODELS 1 AND 2 U.S. MACHINES ONLY			
- 5	6026100	1	. MAGNET NOTE:OLD STYLE MACHINES ONLY.			
- 5A	1621164	1	. SCREW,PAN HD-M2.5 X 12 LG ATT PT			
- 5B	1622431	1	. NUT,THIN HEX-M2.5 X 5 FLW ATT PT			
- 6	8674549	3	. HINGE			
- 7	1621061	6	. SCREW,CHEESE HD- M4 X 10 LG ATT PT			
- 7A	850248	1	. STATIC ELIMINATOR			
- 8	8678344	1	. BUSTLE NOTE:ORDER CORRECT P/N FROM 1-45 OR 1-46 TO REPLACE THIS PART,IF COMPLETE TOP UNIT IS BROKEN ONLY.			
- 9	1621061	6	. SCREW,CHEESE HD- M4 X 10 LG ATT PT			
- 10	8674549	3	. HINGE			

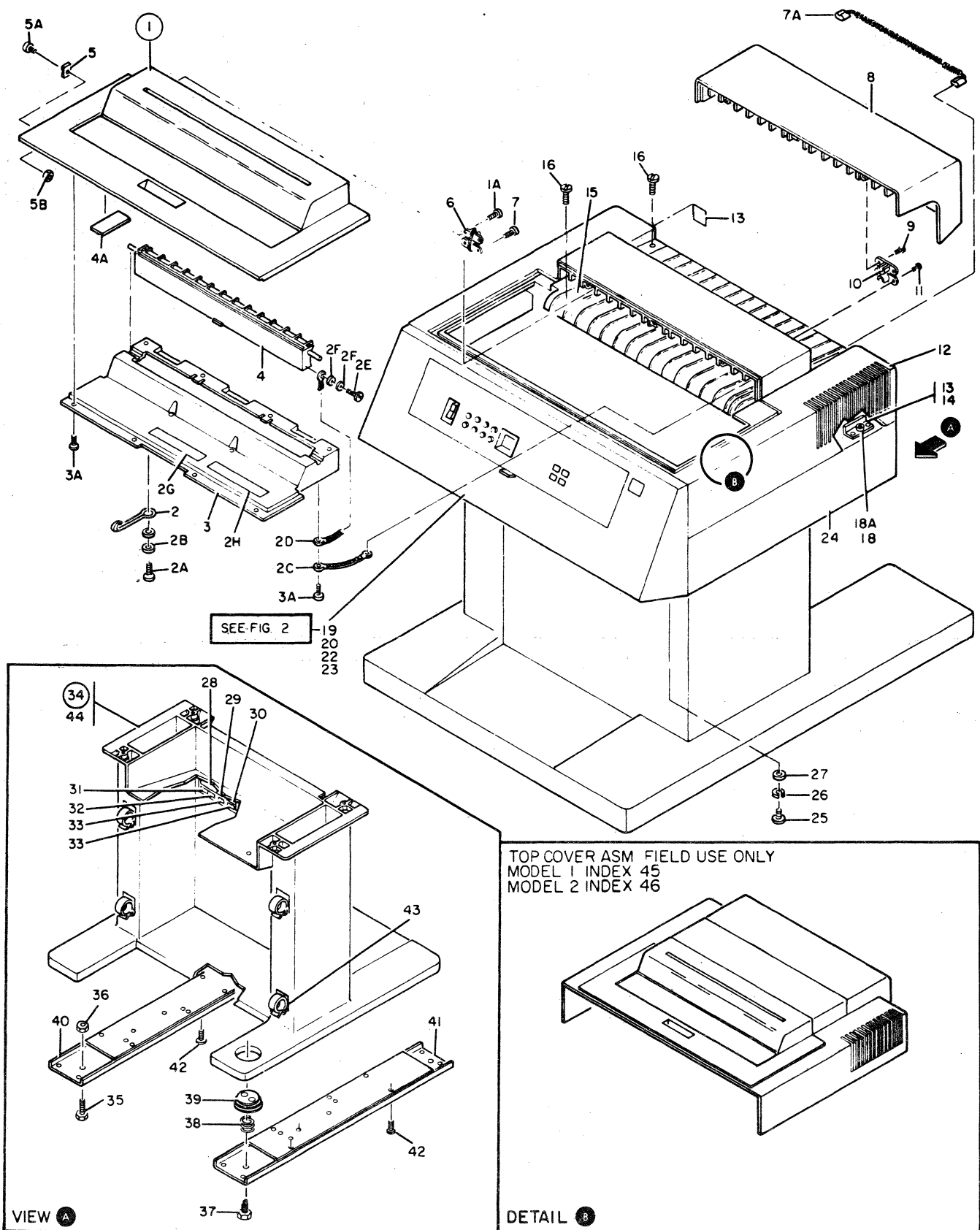


FIGURE 1. COVER ASSEMBLY. SEE LIST 1.

COVER ASSEMBLY

FIGURE- INDEX NUMBER	PART NUMBER	UNITS PER ASM.	DESCRIPTION			
			1	2	3	4
1 - 11	1621061	6	.	SCREW,CHEESE HD- M4 X 10 LG		ATT PT
- 12	8674570	1	.	CENTER TOP COVER ASSEMBLY-MODEL 1		
- 12	8674571	1	.	CENTER TOP COVER ASSEMBLY-MODEL 2		
				NOTE:ORDER CORRECT P/N FROM 1-45 OR,1-46 TO REPLACE THIS PART,IF COMPLETE TOP UNIT IS BROKEN OR IF MACHINE HAS P/N 6026134 REFERENCE 1-2C.		
- 13	8674542	2	.	STUD ASM		ATT PT
- 14	2722106	2	.	RING,RETAINING		ATT PT
- 15	1989698	1	.	PAPER GUIDE,OUT (OLD STYLE)		
- 15	6429276	1	.	PAPER GUIDE OUT (NEW STYLE)		
- 16	7838642	4	.	SCREW,SELF TAP HEX WSHR HD-M4.7 X 10 LG		ATT PT
- 17	6341072	1	.	LOGO-MODEL 1		
- 17	6341070	1	.	LOGO-MODEL 2		
- 18	2721378	2	.	PLATE,LATCH		
- 18A	7838642	4	.	SCREW,SELF TAP HEX WSHR HD-M4.7 X 10 LG		ATT PT
- 19	NO NO.	1	.	OPERATOR PANEL ASSEMBLY-MODEL 1		
- 19	NO NO.	1	.	OPERATOR PANEL ASSEMBLY-MODELS 2 AND 2C FOR DETAIL BREAKDOWN SEE FIGURE 2.		
- 20	7838642	3	.	SCREW,SELF TAP HEX WSHR HD-M4.7 X 10LG		ATT PT
- 22	1622305	3	.	WASHER,FL- M5 10 OD X 1 THK		ATT PT
- 23	1621182	4	.	SCREW,PAN HD-M3.5 X 8 LG		ATT PT
- 24	8678341	1	.	COVER,BOTTOM		
- 25	1621531	4	.	SCREW,HEX SOC CAP HD-M6 X 30 LG		ATT PT
- 26	1622320	4	.	LOCKWASHER		ATT PT
- 27	1622306	4	.	WASHER,FLAT M6- 12.5 OD X 1.6 THK		ATT PT
- 28	5996127	1	.	PLATE,POWER RATING		
- 28	5895649	1	.	PLATE,POWER RATING-CANADA		
- 29	855264	1	.	PLATE,MGF BY USA		
- 29	855265	1	.	PLATE,MGF BY ---		
- 29	855266	1	.	PLATE,MGF BY WT		
- 29	855267	1	.	PLATE,MGF FOR USA		
- 29	855268	1	.	PLATE,MGF FOR ---		
- 29	855269	1	.	PLATE,MGF FOR WT		
- 29	855270	1	.	PLATE,RECON BY USA		
- 29	855272	1	.	PLATE,RECON BY WT		
- 29	855273	1	.	PLATE,RENOV BY USA		
- 29	855275	1	.	PLATE,RENOV BY WT		
- 29	855276	1	.	PLATE,RECON FOR USA		
- 29	855278	1	.	PLATE,RECON FOR WT		
- 29	855279	1	.	PLATE,RENOV FOR USA		
- 29	855281	1	.	PLATE,RENOV FOR WT		
- 29	855284	1	.	PLATE,MGF EXPORT		
- 29	855285	1	.	PLATE,UK IMPORT		
- 29	8112300	1	.	PLATE,MGF EXPORT-GNK		
- 29	8112301	1	.	PLATE,TRADE MARK-WT		
- 29	8112302	1	.	PLATE,TRADE MARK-WT		
- 29	855262	1	.	PLATE,PROPERTY-USA		
- 29	1310782	1	.	PLATE,PROPERTY-ARGENTINA		
- 29	1976194	1	.	PLATE,PROPERTY-JAPAN		
- 29	2418180	1	.	PLATE,PROPERTY-ITALIA		
- 29	4056393	1	.	PLATE,PROPERTY-DEUTCHLAND		
- 29	4134351	1	.	PLATE,PROPERTY-AUSTRALIA		
- 29	4134352	1	.	PLATE,PROPERTY-BAHAMAS		
- 29	4134353	1	.	PLATE,PROPERTY-BELGIUM		
- 29	4134354	1	.	PLATE,PROPERTY-BOLIVIA		
- 29	4134355	1	.	PLATE,PROPERTY-CHILE		
- 29	4134356	1	.	PLATE,PROPERTY-COLUMBIA		
- 29	4134357	1	.	PLATE,PROPERTY-COSTA RICA		
- 29	4134358	1	.	PLATE,PROPERTY-DENMARK		
- 29	4134359	1	.	PLATE,PROPERTY-ECUADOR		
- 29	4134360	1	.	PLATE,PROPERTY-FINLAND		
- 29	4134361	1	.	PLATE,PROPERTY-GUATEMALA		

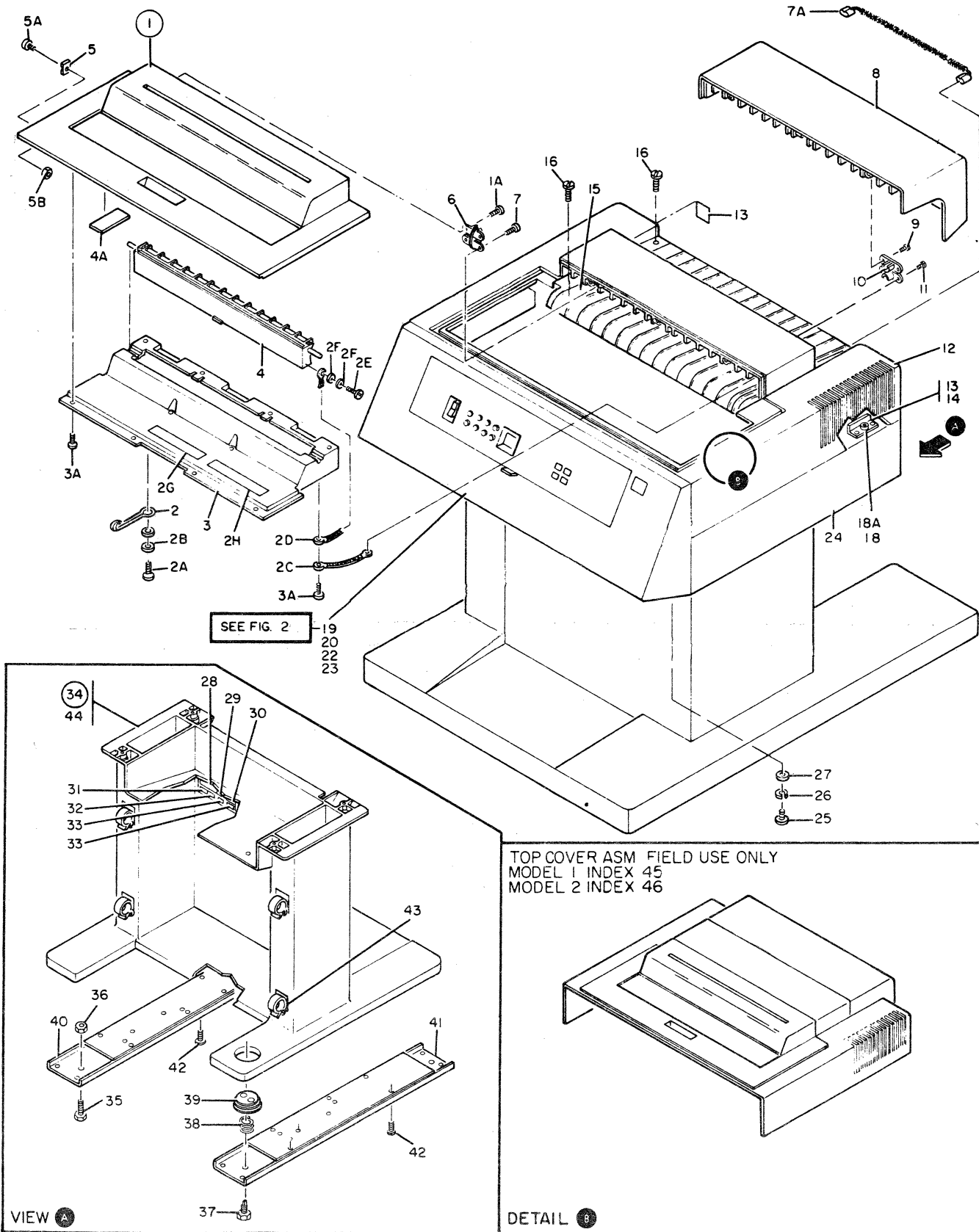
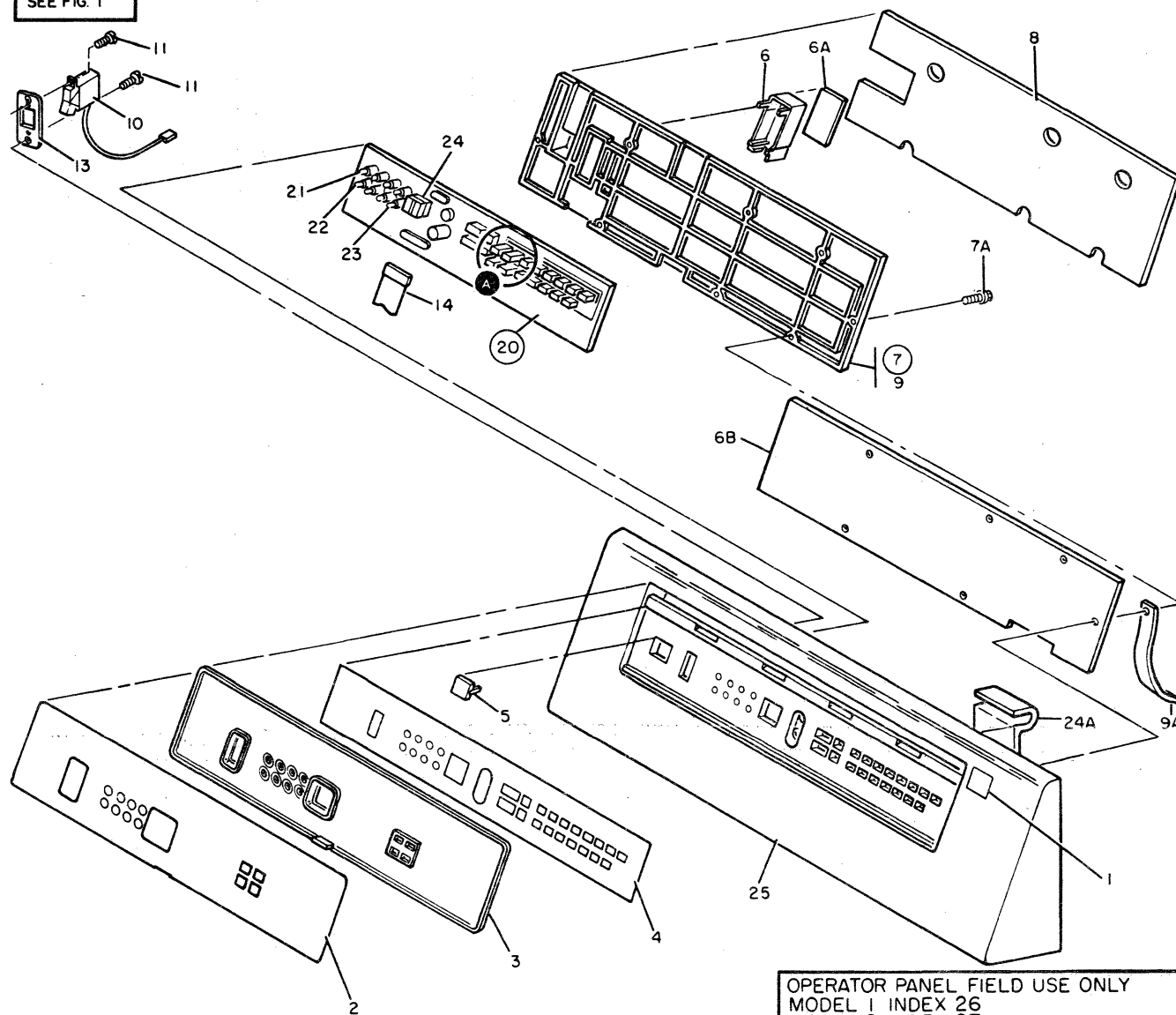


FIGURE 1. COVER ASSEMBLY. SEE LIST 1.

COVER ASSEMBLY

FIGURE- INDEX NUMBER	PART NUMBER	UNITS PER ASM	DESCRIPTION				
			1	2	3	4	
1 - 46	6813974	1	TOP COVER ASSEMBLY-BELGIUM
- 46	6813975	1	TOP COVER ASSEMBLY-CANADIAN FRENCH
- 46	6813976	1	TOP COVER ASSEMBLY-BRAZIL PORTUGUESE
- 46	6813978	1	TOP COVER ASSEMBLY-FINNISH
- 46	6813979	1	TOP COVER ASSEMBLY-FRENCH
- 46	6813980	1	TOP COVER ASSEMBLY-GERMAN
- 46	6814199	1	TOP COVER ASSEMBLY-ITALIAN
- 46	6813982	1	TOP COVER ASSEMBLY-JAPANESE
- 46	6813983	1	TOP COVER ASSEMBLY-SPANISH
- 46	6814200	1	TOP COVER ASSEMBLY-SWEDISH
							NOTE: TOP COVER ASSEMBLY MUST BE ORDERED FOR ALL MACHINES WITH P/N 6026134 REFERENCE 1-2C.

FOR PARTS
NOT SHOWN
SEE FIG. 1



OPERATOR PANEL FIELD USE ONLY
MODEL 1 INDEX 26
MODEL 2 INDEX 27

FRONT COVER ASSEMBLY
FIELD USE ONLY
MODEL 1 INDEX 29
MODEL 2 INDEX 30

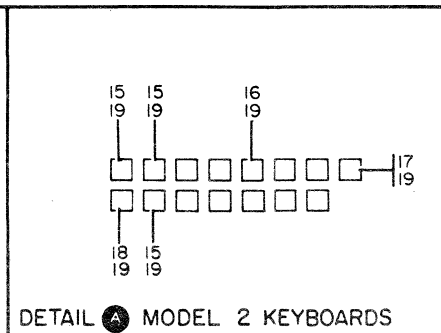
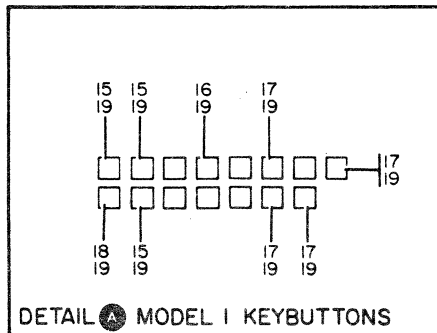
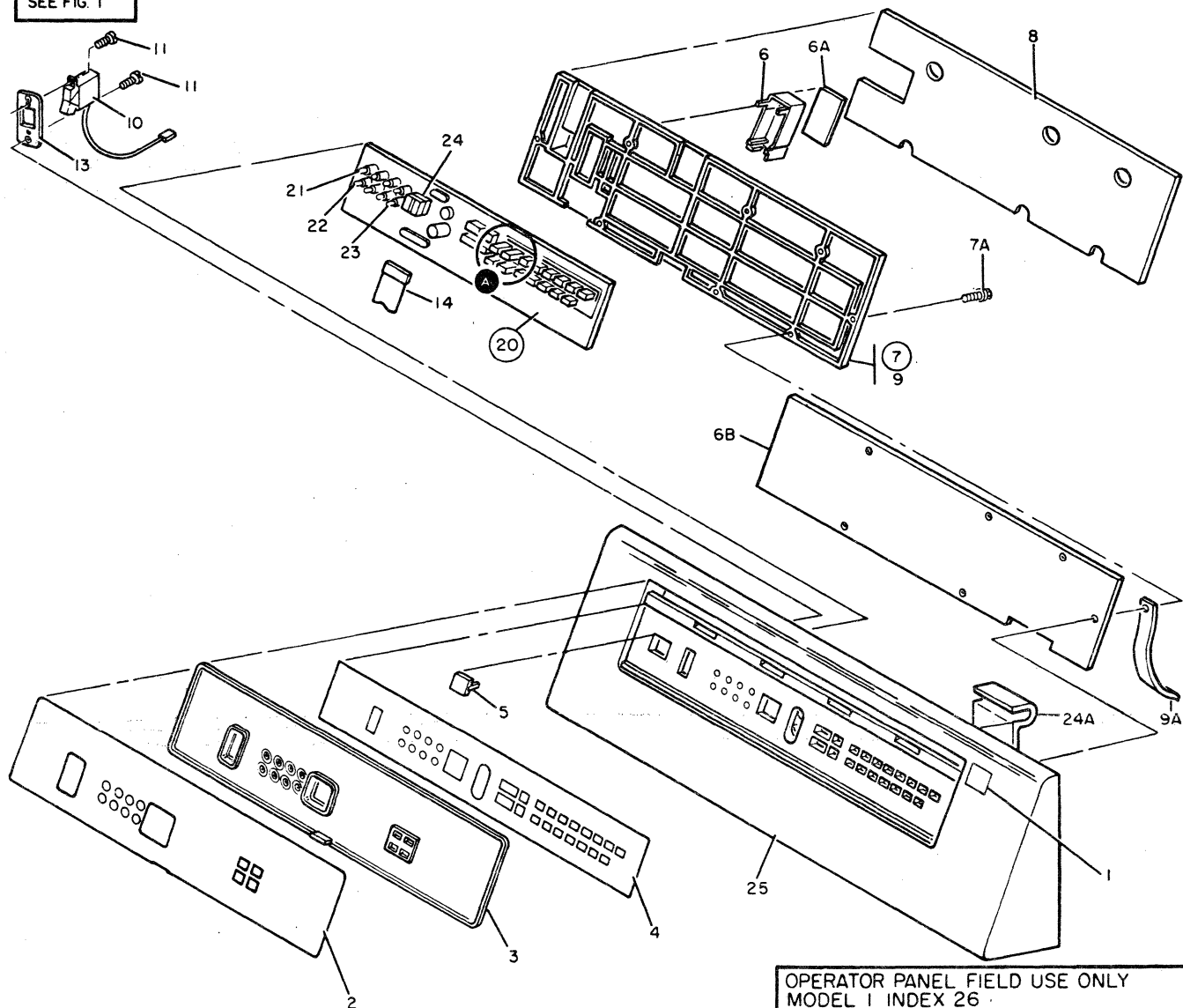


FIGURE 2. OPERATOR PANEL ASSEMBLY. SEE LIST 2.

OPERATOR PANEL ASSEMBLY

FIGURE- INDEX NUMBER	PART NUMBER	UNITS PER ASM	DESCRIPTION			
			1	2	3	4
2 -	NO NO.	REF	OPERATOR PANEL ASSEMBLY-MODEL 1			
-	NO NO.	REF	OPERATOR PANEL ASSEMBLY-MODELS 2 AND 2C			
			FOR NEXT HIGHER ASM SEE FIGURE 1-19			
			FOR ILLUSTRATION SEE FIGURE 2			
- 1	6341072	1	. LOGO-MODEL 1			
- 1	6341070	1	. LOGO-MODEL 2			
- 2	8678496	1	. OPERATOR DECAL-MODEL 1-ENGLISH/JAPANESE			
- 2	8678497	1	. OPERATOR DECAL-MODEL 1-GERMAN			
- 2	8678498	1	. OPERATOR DECAL-MODEL 1-FRENCH			
- 2	8678499	1	. OPERATOR DECAL-MODEL 1-ITALIAN			
- 2	8678500	1	. OPERATOR DECAL-MODEL 1-SPANISH			
- 2	6026119	1	. OPERATOR DECAL-MODEL 1-CANADIAN FRENCH			
- 2	8678487	1	. OPERATOR DECAL-MODEL 2-ENG JAPANESE			
- 2	8678488	1	. OPERATOR DECAL-MODEL 2-GERMAN			
- 2	8678489	1	. OPERATOR DECAL-MODEL 2-FRENCH			
- 2	8678490	1	. OPERATOR DECAL-MODEL 2-ITALIAN			
- 2	8678491	1	. OPERATOR DECAL-MODEL 2-SPANISH			
- 2	6026117	1	. OPERATOR DECAL-MODEL 2-CANADIAN FRENCH			
- 3	1989734 NP	1	. COVER,FRONT			
			NOTE:ORDER CORRECT P/N FROM 2-26 OR 2-27			
			TO REPLACE THIS PART			
- 4	8678503	1	. SUPERVISOR DECAL-MODEL 1-ENGLISH/JAPAN			
- 4	8678504	1	. SUPERVISOR DECAL-MODEL 1-GERMAN			
- 4	8678505	1	. SUPERVISOR DECAL-MODEL 1-FRENCH			
- 4	8678506	1	. SUPERVISOR DECAL-MODEL 1-ITALIAN			
- 4	8678507	1	. SUPERVISOR DECAL-MODEL 1-SPANISH			
- 4	6026120	1	. SUPERVISOR DECAL-MODEL 1-CANADIAN FRENCH			
- 4	8678393	1	. SUPERVISOR DECAL-MODEL 2-ENGLISH/JAPAN			
- 4	8678394	1	. SUPERVISOR DECAL-MODEL 2-GERMAN			
- 4	8678395	1	. SUPERVISOR DECAL-MODEL 2-FRENCH			
- 4	8678396	1	. SUPERVISOR DECAL-MODEL 2-ITALIAN			
- 4	8678397	1	. SUPERVISOR DECAL-MODEL 2-SPANISH			
- 4	6026118	1	. SUPERVISOR DECAL-MODEL 2-CANADIAN FRENCH			
- 5	1989692	1	. FILLER-REPLACES DECADE SWITCH FOR MOD 1			
- 5	1989693	1	. CABLE ASM-DECADE SWITCH-MODEL 2 ONLY			
			FOR CABLE COMPONENT PARTS SEE FIGURE 9			
- 6	6341067 NP	1	. COVER			
			NOTE:ON NEWER MACHINES THIS COVER IS BUILT			
			INTO THE REAR COVER. ORDER REAR COVER			
			REFERENCE 2-7.			
- 6A	138754	1	. LABEL,WARNING VOLTAGE PRESENT-ENGLISH			
- 6A	8674532	1	. LABEL,WARNING VOLTAGE PRESENT-JAPANESE			
- 6A	6812831	1	. LABEL,WARNING VOLTAGE PRESENT-CANADA			
- 6A	8544482	1	. LABEL,WARNING VOLTAGE PRESENT-BELGIUM			
- 6A	6825818	1	. LABEL,WARNING VOLTAGE PRESENT-FINNISH			
- 6A	6812828	1	. LABEL,WARNING VOLTAGE PRESENT-FRENCH			
- 6A	6812832	1	. LABEL,WARNING VOLTAGE PRESENT-GERMAN			
- 6A	6812830	1	. LABEL,WARNING VOLTAGE PRESENT-ITALIAN			
- 6A	8544457	1	. LABEL,WARNING VOLTAGE PRESENT-NORWEGIAN			
- 6A	8551903	1	. LABEL,WARNING VOLTAGE PRESENT-SWEDISH			
- 6B	6026185	1	. INSULATOR			
- 7	8678348	1	. REAR COVER,OPERATOR PANEL			
			NOTE:WHEN ORDERING THIS PART THE CORRECT			
			LABEL MUST BE ORDERED ALSO.			
			REFERENCE 2-6A			

FOR PARTS
NOT SHOWN
SEE FIG. 1



OPERATOR PANEL FIELD USE ONLY
 MODEL 1 INDEX 26
 MODEL 2 INDEX 27
 MODEL 2C INDEX 28

FRONT COVER ASSEMBLY
 FIELD USE ONLY
 MODEL 1 INDEX 29
 MODEL 2 INDEX 30

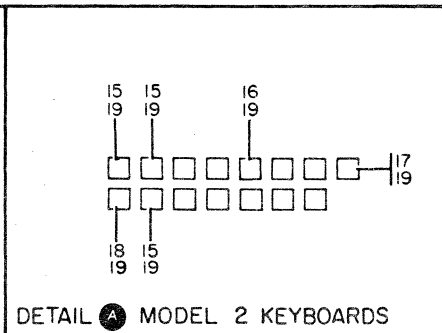
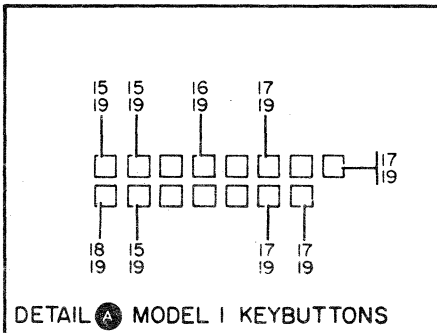


FIGURE 2. OPERATOR PANEL ASSEMBLY. SEE LIST 2.

FINAL ASSEMBLY

FIGURE- INDEX NUMBER	PART NUMBER	UNITS PER ASM.	DESCRIPTION			
			1	2	3	4
3 - 36	8678408	1	.	FOAM(OLD STYLE)		
- 37	8678410	1	.	FOAM(OLD STYLE)		
- 37	6026235	1	.	FOAM(NEW STYLE)REPLACES 3-36,3-37 & 3-38		
- 38	8678409	1	.	FOAM(OLD STYLE)		
- 39	253425	1	.	JUMPER		
- 40	1673724	1	.	SCREW,HEX CAP HD-M4 X 12 LG		ATT PT
- 41	1622347	1	.	LOCKWASHER EXT STAR- M5, 10 OD X .6		ATT PT
- 42	1622305	1	.	WASHER,FL- M5 10 OD X 1 THK		ATT PT
- 43	1622403	1	.	NUT,DBL CHAMFERED HEX M4 X 3.2 THK		ATT PT
- 44	1621197	1	.	SCREW,PAN HD-M4 X 6 LG		ATT PT
- 45	1622346	1	.	LOCKWASHER,EXT STAR- M4, 8 OD X .5		ATT PT
- 46	6814221	1	.	PRINTER ASSEMBLY,120V,60HZ-MODEL 1/2		
- 46	6814223	1	.	PRINTER ASSEMBLY,230V,50HZ-MODEL 1/2		
- 46	6026294	1	.	PRINTER ASSEMBLY,120V,60HZ-MODEL 1/2		
- 46	6026295	1	.	PRINTER ASSEMBLY,230V,50HZ-MODEL 1/2		
				FOR DETAIL BREAKDOWN SEE FIGURE 5		
- 47	6341227	4	.	SCREW,HEX WSHR HD		ATT PT
- 48	8678383	4	.	WASHER,FLAT		ATT PT
- 49	1989699	4	.	SHOCKMOUNT		
- 50	8678382	4	.	BUSHING		
- 51	8678383	2	.	WASHER,FLAT		
- 52	2525948	1	.	SWITCH ASM		
				NOTE:USED ONLY ON OLD STYLE MACHINES		
- 53	1621618	2	.	SCREW		ATT PT
- 54	1622401	2	.	NUT,DBL CHAMFERED HEX M3 X 2.4 THK		ATT PT
- 55	1621813	1	.	SCREW,SELF TAP HEX HD M4 X 16 LG		
- 56	8678438	1	.	BRACKET		
				NOTE:USED ONLY ON OLD STYLE MACHINES		
- 57	1989706	2	.	BRACKET		
- 58	7838642	3	.	SCREW,SELF TAP HEX WSHR HD-M4.7 X 10LG		ATT PT
				NOTE:WILL BE QTY OF 4 ON MACHINES WITHOUT SWITCH ASM		
- 59	1989697	1	.	GUIDE,PAPER IN		
- 61	6814230	1	.	CABLE ASM-INTERFACE-MODEL 2		
				FOR CABLE COMPONENT PARTS SEE FIGURE 9		
- 62	1621197	1	.	SCREW,PAN HD-M4 X 6 LG		ATT PT
- 63	1622346	1	.	LOCKWASHER,EXT STAR-M4		ATT PT
- 64	1989707	1	.	CABLE ASM-INTERFACE-MODEL 1		
				FOR CABLE COMPONENT PARTS SEE FIGURE 9		
- 65	8678445	1	.	RETAINER		
- 66	1138167	1	.	BUSHING,STRAIN RELIEF		
- 67	NO NO.	1	.	LINE CORD ASM		
				FOR CABLE COMPONENT PARTS SEE FIGURE 9		
- 68	8678445	1	.	RETAINER		
- 69	5406084	1	.	BUSHING,STRAIN RELIEF		
- 70	8678341 NP	1	.	COVER,BASE		

FOR PARTS
NOT SHOWN
SEE FIG. 3
SHEET 1

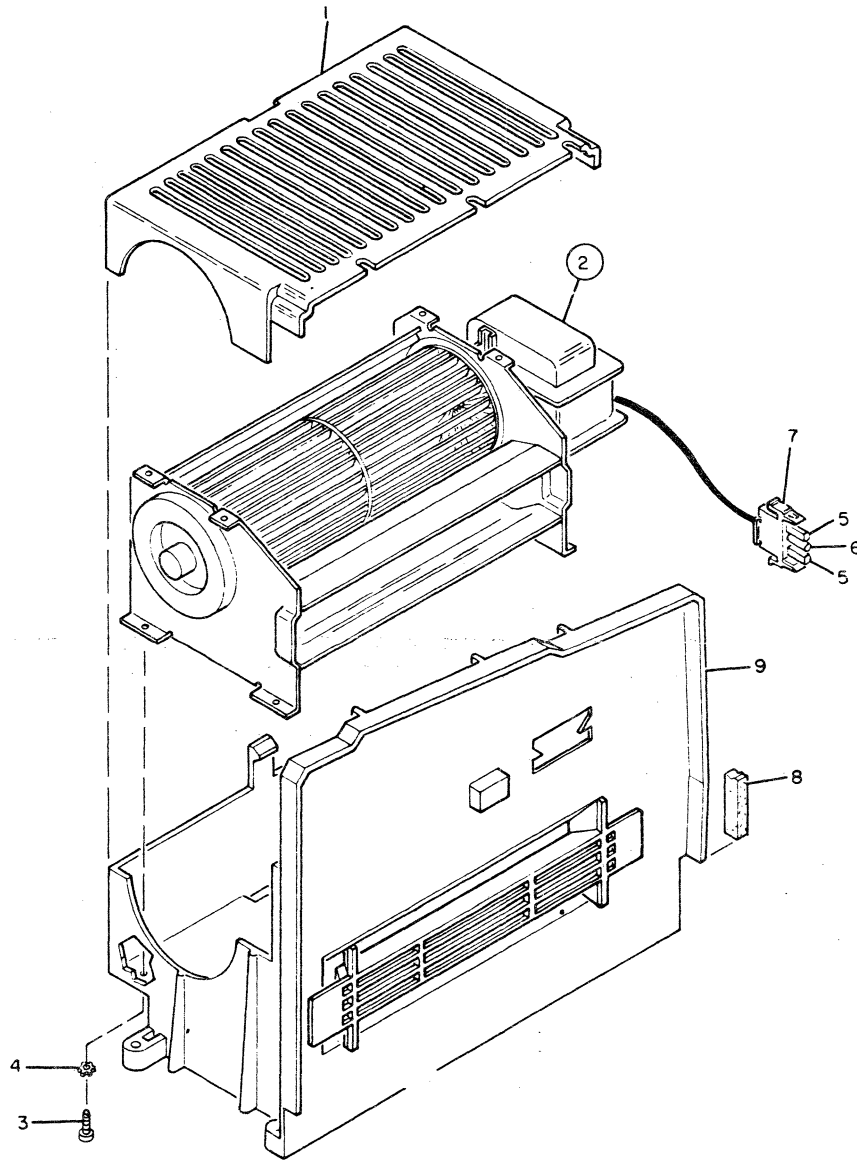


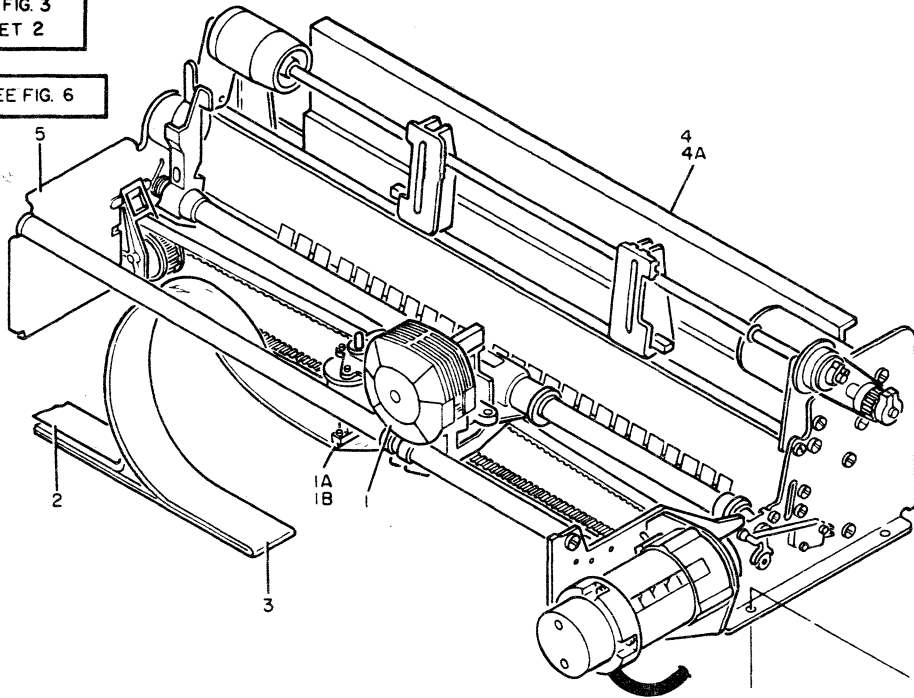
FIGURE 4. BLOWER UNIT ASSEMBLY. SEE LIST 4.

BLOWER UNIT ASSEMBLY

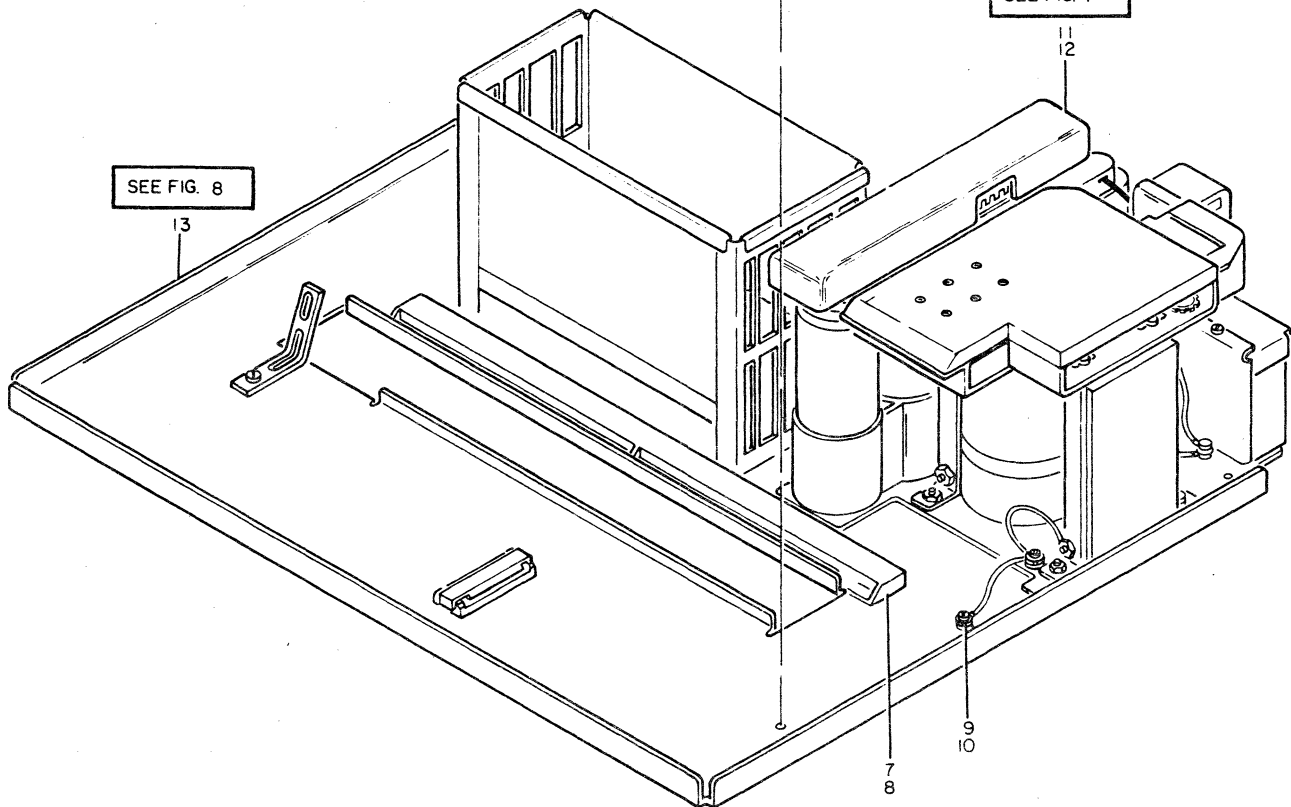
FIGURE- INDEX NUMBER	PART NUMBER	UNITS PER ASM	DESCRIPTION			
			1	2	3	4
4 -	1989683	REF	BLOWER UNIT ASSEMBLY FOR NEXT HIGHER ASM SEE FIGURE 3-1 FOR ILLUSTRATION SEE FIGURE 4			
- 1	6341226	1	. COVER			
- 2	6026122	1	. BLOWER ASSEMBLY			
- 3	244049	2	. SCREW,BIND HD,SELF TAP- 4-40 X 0.312 LG ATT PT			
- 4	1622345	2	. LOCKWASHER EXT STAR- M3.5, 7 OD ATT PT			
- 5	1471027	2	. . TERMINAL,PIN			
- 6	2451131	1	. . TERMINAL,PIN			
- 7	1847526	1	. . CONNECTOR,PLUG- 3 POSITION			
- 8	6341246	1	. SEAL,FOAM			
- 9	6341225	1	. HOUSING,LOWER			
			NOTE:WHEN ORDERING THIS PART THE CORRECT LABEL MUST BE ORDERED ALSO. REFERENCE 3-24.			

FOR PARTS
NOT SHOWN
SEE FIG. 3
SHEET 2

SEE FIG. 6



SEE FIG. 7



SEE FIG. 8

FIGURE 5. PRINTER ASSEMBLY. SEE LIST 5.

MECHANICAL STRUCTURE ASSEMBLY

FIGURE- INDEX NUMBER	PART NUMBER	UNITS PER ASM	DESCRIPTION			
			1	2	3	4
6 -	6341076	REF	MECHANICAL STRUCTURE ASSEMBLY (OLD STYLE)-MODEL 1/2			
	6026248	REF	MECHANICAL STRUCTURE ASSEMBLY (NEW STYLE)-MODEL 1/2 FOR NEXT HIGHER ASSEMBLY SEE FIGURE 5-5 FOR ILLUSTRATION SEE FIGURE 6 NOTE:WHEN ORDERING THIS PART,THE CORRECT LABELS MUST BE ORDERED ALSO. REFERENCE 3-34A AND 3-35			
- 4	6814261	1	• FINGER ASM			
- 6	6026241	1	• IDLER ASM(NEW STYLE MODELS 1 AND 2)			
- 7	7838592	1	• MOTOR-PAPER FEED PART OF MECHANICAL STRUCTURE SUB ASSEMBLIES FOR DETAIL BREAKDOWN SEE FIGURE 6B			
- 8	6814270	3	• SCREW,HEX HD-M4 X 12 LG			
- 9	NO NO.	1	• TRACTOR DRIVE ASM(OLD STYLE)MODEL 1/2			
- 9	NO NO.	1	• TRACTOR DRIVE ASM(NEW STYLE)MODEL 1/2 FOR DETAIL BREAKDOWN SEE FIGURE 6A			
-10	NO NO.	1	• MECHANICAL STRUCTURE SUB ASSEMBLIES FOR DETAIL BREAKDOWN SEE FIGURE 6B			

ATT PT

FOR PARTS
NOT SHOWN
SEE FIG. 6

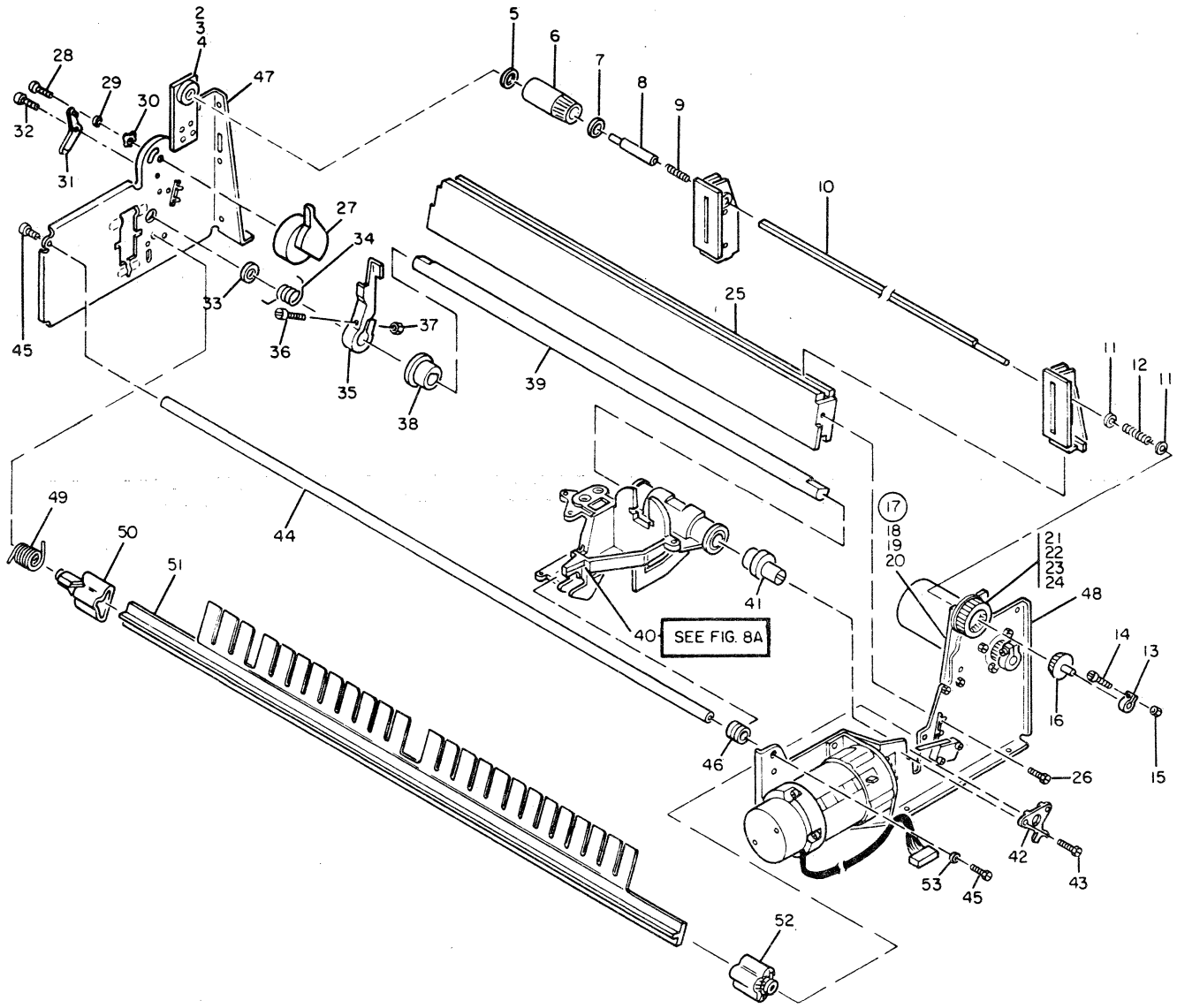


FIGURE 6A. TRACTOR DRIVE ASSEMBLY. SEE LIST 6A.

TRACTOR DRIVE ASSEMBLY

FIGURE- INDEX NUMBER	PART NUMBER	UNITS PER ASM.	DESCRIPTION			
			1	2	3	4
6A-	NO NO.	REF	TRACTOR DRIVE ASM(OLD STYLE)MODEL 1/2			
-	NO NO.	REF	TRACTOR DRIVE ASM(NEW STYLE)MODEL 1/2			
			FOR NEXT HIGHER ASM SEE FIGURE 6-9			
			FOR ILLUSTRATION SEE FIGURE 6A			
			NOTE:TO DETERMINE WHICH PARTS TO ORDER,CHECK			
			FOR BRONZE BUSHING IN RIGHT PLATE ASM			
			BRACKET(OLD STYLE ONLY) REFERENCE 6A-17			
- 1	6026196	1	. PLATE ASM-LEFT			
- 2	1621614	3	. SCREW,HEX CAP HD-M3 X 8'LG			
- 3	1622316	3	. WASHER,SPRING-M3 6.2 OD X 0.8 THK			
- 4	1622302	3	. WASHER,FL-M3 7 OD X 0.5 THK			
- 5	6026199	1	. BEARING,THRUST(NEW STYLE ONLY)			
- 6	6026195	1	. CYLINDER,UNIVERSAL			
- 7	6026194	1	. YOKE,UNIVERSAL			
- 8	6026193	1	. HUB,UNIVERSAL			
- 9	1989775	1	. SPRING,HUB(OLD STYLE)			
- 9	6813950	1	. SPRING,HUB(NEW STYLE)			
- 10	6026201	2	. SHAFT,DRIVE			
- 11	7838573		. WASHER,FLAT M3- 7 OD			
- 12	6814276	1	. SPRING,PAPER FEED CLUTCH(OLD STYLE)			
- 12	6813949	1	. SPRING,PAPER FEED CLUTCH(NEW STYLE)			
- 13	7838591	1	. COLLAR			
- 14	1621167	1	. SCREW,PAN HD-M2.5 X 20 LG			
- 15	1622399	1	. NUT,PLAIN HEX-M2.5			
- 16	6026192	1	. SPLINE GEAR			
- 17	6026198	1	. PLATE ASM-RIGHT(OLD STYLE)			
- 17	6026197	1	. PLATE ASM-RIGHT(NEW STYLE)			
- 18	1621614	3	. SCREW,HEX HD CAP M3 X 8 LG(OLD STYLE)			
- 18	6814265	4	. SCREW,HEX HD CAP M3 X 8 LG(NEW STYLE)			
- 19	1622316	3	. WASHER,SPRING-M3 6.2 OD X 0.8 THK			
			(OLD STYLE ONLY)			
- 20	8674518	3	. WASHER,FLAT M3-10 OD(OLD STYLE ONLY)			
- 21	1126839	1	. . . E-CLIP			
- 22	6814275	1	. . . WASHER,FLAT M4-28 OD (OLD STYLE)			
- 22	8674552	1	. . . COVER,BEARING(NEW STYLE)			
- 23	NO NO.	1	. . . BEARING(NEW STYLE ONLY)			
- 24	6026202	1	. . . PULLEY,SPLINE(OLD STYLE)			
- 24	6026203	1	. . . PULLEY,SPLINE(NEW STYLE)			
- 25	6026108	1	. PLATEN			
			NOTE:WHEN ORDERING THIS PART THE CORRECT			
			LABELS MUST BE ORDERED. REFERENCE			
			3-34A AND 3-35			
- 26	6814270	4	. SCREW,HEX HD-M4 X 12 LG			
- 27	6341083	1	. LEVER,FORMS THICKNESS			
- 28	8674528	1	. SCREW,SELF TAP PAN HD			
- 29	6814229	1	. WASHER,ADJUST KNOB			
- 30	7838574	1	. WASHER,SPRING WAVE			
- 31	6813951	1	. SPRING,DETENT			
- 32	6814264	1	. SCREW,HEX HD-M3 X 6 LG			
- 33	7838571	1	. BEARING,THRUST			
- 34	6813954	1	. SPRING-PAPER TENSION			
- 35	6341075	1	. LEVER,BAIL OPEN			
- 36	1621495	1	. SCREW,SPLINE SOC HD-M3 X 12 LG			
- 37	1622401	1	. NUT,PLAIN HEX-M3 X 5.5 FL W			
- 38	8674561	1	. ENDCAP,FRONT BAR-LEFT			
- 39	8674559	1	. BAR,FRONT GUIDE			
- 40	6814248	1	. CARRIER ASSEMBLY-MODEL 1/2			
			FOR DETAIL BREAKDOWN SEE FIGURE 8A			
- 41	8674560	1	. ENDCAP,FRONT BAR-RIGHT			
- 42	8674565	1	. BEARING,FRONT BAR			
- 43	6814265	2	. SCREW,HEX HD-M3 X 8 LG			

FOR PARTS
NOT SHOWN
SEE FIG. 6

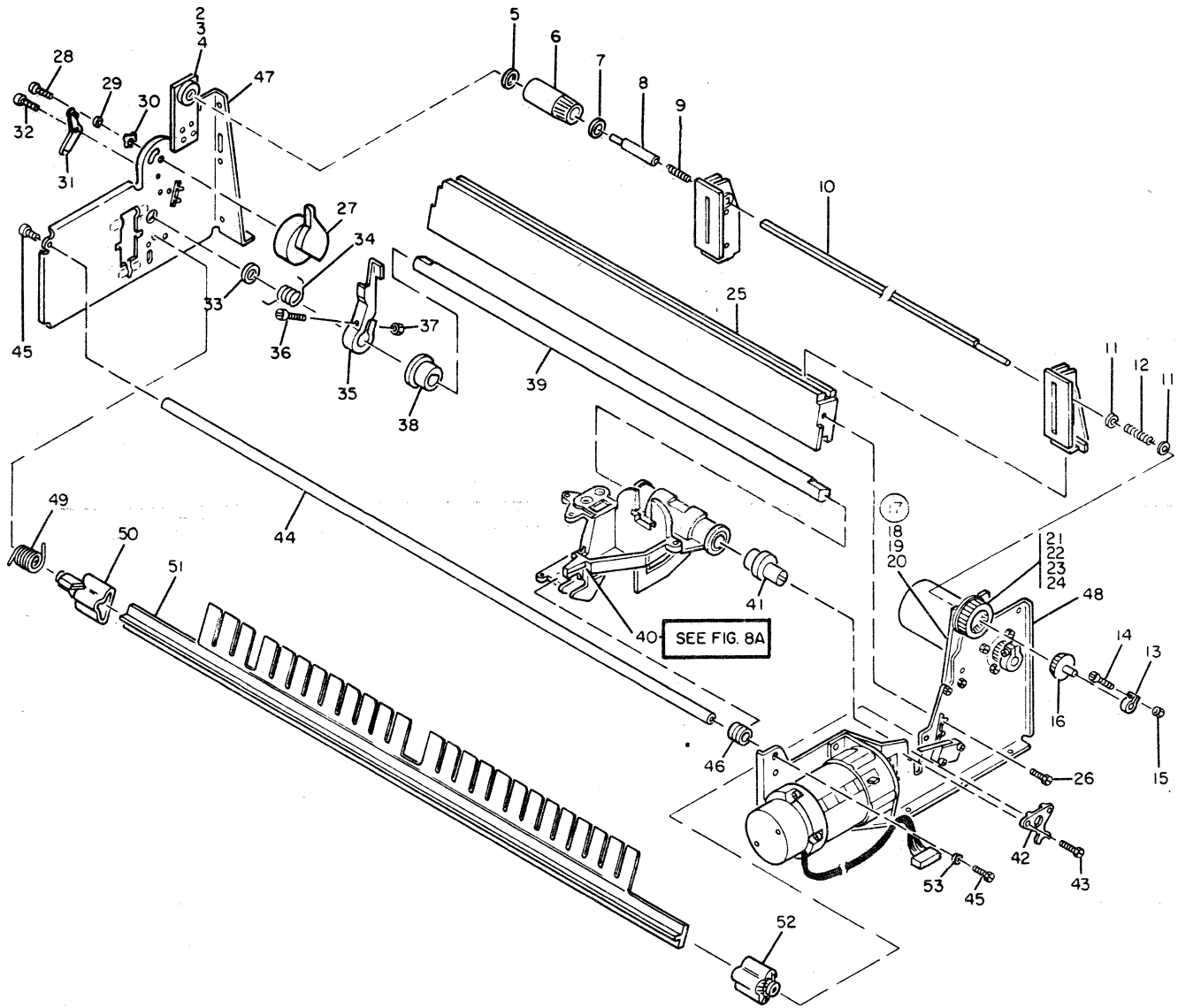


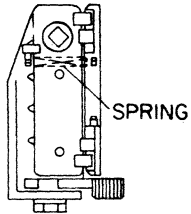
FIGURE 6A. TRACTOR DRIVE ASSEMBLY. SEE LIST 6A.

TRACTOR DRIVE ASSEMBLY

FIGURE- INDEX NUMBER	PART NUMBER	UNITS PER ASM	DESCRIPTION			
			1	2	3	4
6A - 44	8674558	1	.	BAR, REAR GUIDE		
- 45	6814269	2	.	SCREW, HEX HD-M4 X 10 LG		ATT PT
- 46	8678360	1	.	BEARING, REAR BAR		
- 47	NO NO.	1	.	FRAME-LEFT		
- 48	NO NO.	1	.	FRAME-RIGHT		
- 49	6813953	1	.	SPRING, PAPER TENSION		
- 50	8674556	1	.	ENDCAP, FINGER ASM L.H.		
- 51	6814261	1	.	FINGER ASM		
- 52	8674557	1	.	ENDCAP, FINGER ASM R.H.		
- 53	8674519		.	WASHER FLAT M4		

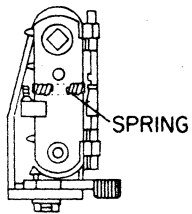
FOR PARTS
NOT SHOWN
SEE FIG. 6

OLD STYLE
TRACTOR



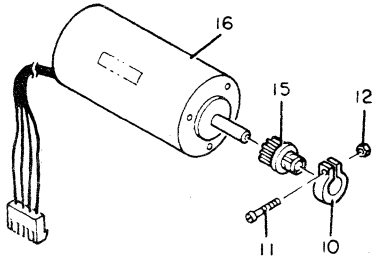
DETAIL A

NEW STYLE
TRACTOR



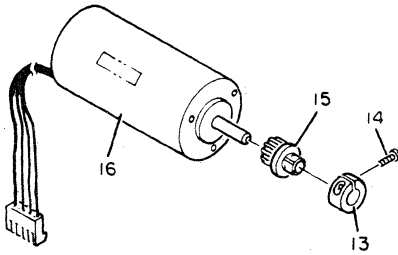
DETAIL A

PAPER FEED MOTOR ASM



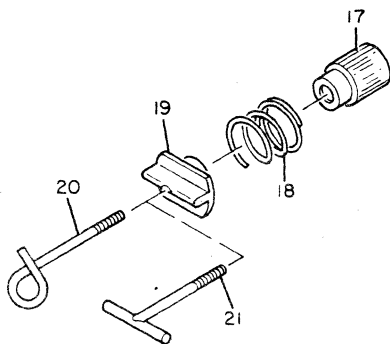
DETAIL B OLD STYLE

PAPER FEED MOTOR ASM



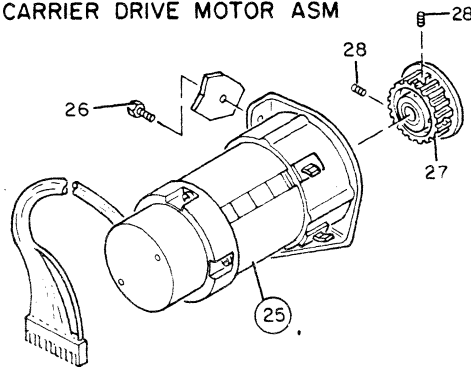
DETAIL B NEW STYLE

BELT TENTION ADJUSTER

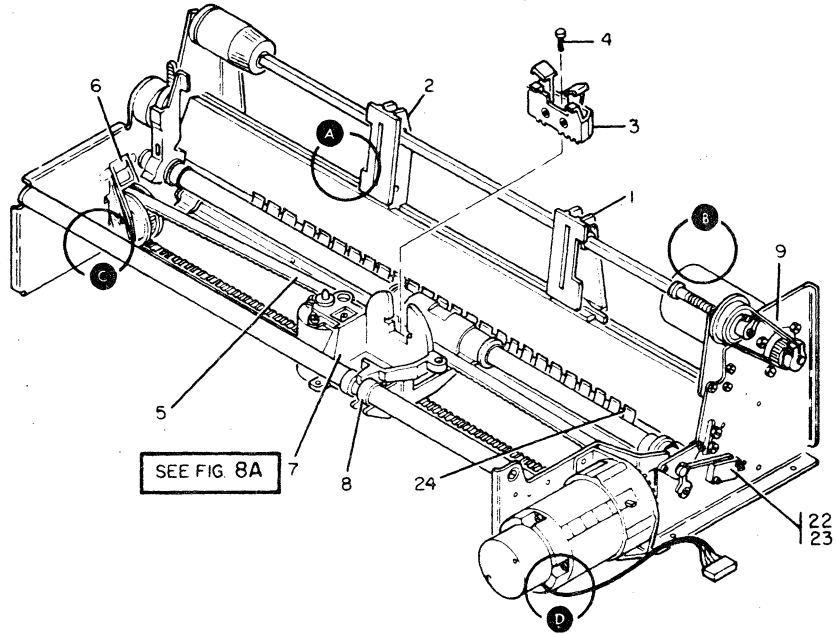


DETAIL C

CARRIER DRIVE MOTOR ASM



DETAIL D



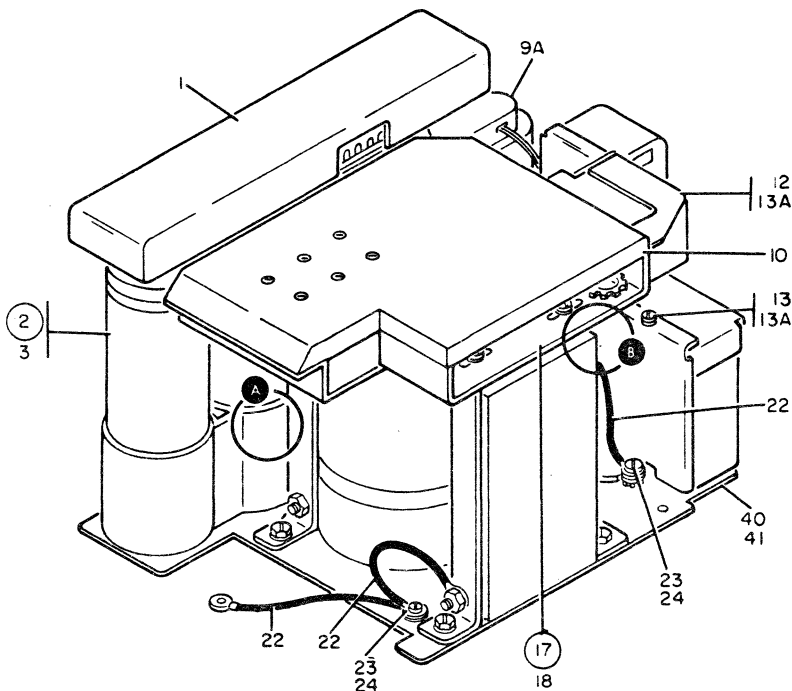
SEE FIG 8A

FIGURE 6B. MECHANICAL STRUCTURE SUB ASSEMBLIES. SEE LIST 6B.

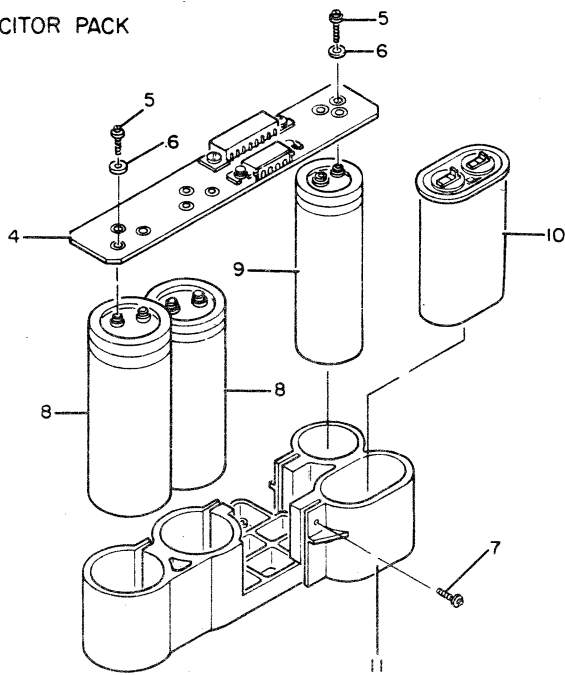
MECHANICAL STRUCTURE SUB ASSEMBLIES

FIGURE- INDEX NUMBER	PART NUMBER	UNITS PER ASM.	DESCRIPTION			
			1	2	3	4
6B-	NO NO.	REF	MECHANICAL STRUCTURE SUB ASSEMBLIES FOR NEXT HIGHER ASM SEE FIGURE 6-4 FOR ILLUSTRATION SEE FIGURE 6B			
- 1	8678365	1	. TRACTOR,PAPER FEED-RIGHT (OLD STYLE)			
- 1	1989799	1	. TRACTOR,PAPER FEED-RIGHT (NEW STYLE)			
- 2	8678366	1	. TRACTOR,PAPER FEED-LEFT (OLD STYLE)			
- 2	1989790	1	. TRACTOR,PAPER FEED-LEFT (NEW STYLE)			
			NOTE:WHEN EITHER OLD STYLE TRACTOR IS ORDERED A B/M WILL BE RECEIVED CONTAINING BOTH NEW STYLE TRACTORS AND MANUAL UPDATES. DO NOT MIX OLD AND NEW STYLE TRACTORS.			
- 3	8678359	1	. CLAMP ASM-HEAD-MODEL 1/2			
- 4	6814267	1	. SCREW,HEX HU-M3 X 12 LG			
- 5	7838570	1	. CARRIER TIMING BELT-MODELS 1 AND 2			
- 6	6814251	1	. CARRIER IDLER PULLEY ASM-MODELS 1 AND 2			
- 7	6814248	1	. CARRIER ASM-MODEL 1/2 FOR DETAIL BREAKDOWN SEE FIGURE 8A			
- 8	8678360	1	. BEARING,BAR			
- 9	6814246	1	. BELT,TIMING			
- 10	7838591	1	. COLLAR(OLD STYLE)			
- 11	1621167	1	. SCREW,PAN HD-M2.5 X 20 LG			
- 12	1622399	1	. NUT,HEX-M2.5			
- 13	6026242	1	. FLYWHEEL(NEW STYLE)			
- 14	1621512	1	. SCREW,HEX SOC HD-M4 X 16 LG			
- 15	6814252	1	. PULLEY,PAPER FEED MOTOR			
- 16	7838592	1	. MOTOR ASM,PAPER FEED			
- 17	6814201	1	. SHOULDER,SPRING TENSION (OLD STYLE) NOTE:THIS SHOULDER WILL BE ON MACHINES THAT HAVE A SILVER SPRING.			
- 17	8674554	1	. SHOULDER,SPRING TENSION (NEW STYLE) NOTE:THIS SHOULDER WILL BE ON MACHINES THAT HAVE A BLACK SPRING.			
- 18	6813952		. SPRING BELT TENSION(OLD STYLE) NOTE:COLOR OF THIS SPRING IS SILVER			
- 18	8674555	1	. SPRING BELT TENSION(NEW STYLE) NOTE:COLOR OF THIS SPRING IS BLACK			
- 19	6814277	1	. BOSS,BELT TENSION			
- 20	6814255	1	. SCREW,BELT TENSION(OLD STYLE)			
- 21	6814255	1	. SCREW,BELT TENSION(NEW STYLE) NOTE:ORDERING P/N 6814255 WILL RESULT IN LATEST LEVEL AVAILABLE			
- 22	6814260	1	. SWITCH,PLATEN GAP			
- 23	6026264	2	. SCREW,SOC HD M2 X 14(OLD STYLE)			
- 24	6814261	1	. FINGER ASM			
- 25	6814247	1	. MOTOR ASM,CARRIER DRIVE			
- 26	6814268	4	. SCREW,HEX HD-M4 X 8 LG			
- 27	6341087	1	. PULLEY,CARRIER MOTOR-MODELS 1 AND 2			
- 28	1621720	2	. SCREW,SET CUP PT-M4 X 6 LG			

FOR PARTS
NOT SHOWN
SEE FIG. 5

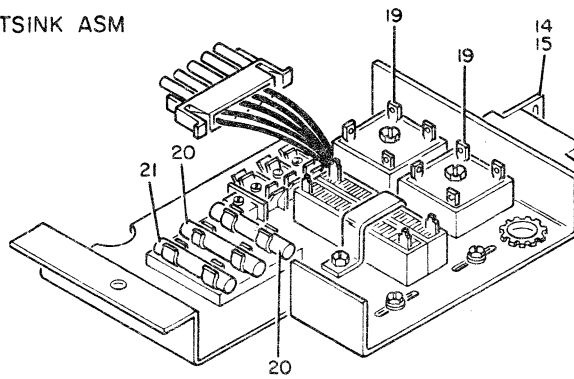


CAPACITOR PACK



DETAIL A

HEATSINK ASM



DETAIL B

FIGURE 7. POWER SUPPLY ASSEMBLY. SHEET 1 OF 2. INDEX NOS. 1-24. SEE LIST 7.

POWER SUPPLY ASSEMBLY

FIGURE- INDEX NUMBER	PART NUMBER	UNITS PER ASM	DESCRIPTION			
			1	2	3	4
7 - 25	6341082	1	. RESISTOR/CABLE ASM FOR CABLE COMPONENT PARTS SEE FIGURE 9			
- 25A	8674526	4	. SCREW,PAN HD-M2 X 10 LG ATT PT			
- 25B	6814278	4	. WASHER,LOCK SPLIT M2- 4.1 OD ATT PT			
- 26	6341079	1	. WIRING HARNESS ASSEMBLY-AC POWER FOR CABLE COMPONENT PARTS SEE FIGURE 9			
- 27	1621210	1	. SCREW,PAN HD M5 X 10 ATT PT			
- 28	1622347	1	. WASHER,LOCK EXT TOOTH M4 ATT PT			
- 29	1622319	1	. WASHER,SPLIT LK-M5 MAX OD 9.0 ATT PT			
- 30	1622305	1	. WASHER,FLAT-M5 MAX OD 10.0 ATT PT			
- 31	7838640	2	. FUSE,SLOW BLOW- 7A 100-127 VAC			
- 31	7838634	1	. FUSE,SLOW BLOW- 4A 200-240 VAC			
- 32	4412938	1	. HOLDER,FUSE			
- 33	6429216	1	. HOUSING,CONNECTOR			
- 34	6814267	2	. SCREW,HEX HD M3 X 12 ATT PT			
- 35	1622302	2	. WASHER,FLAT M3-4.1 OD ATT PT			
- 36	1622316	2	. WASHER,LOCK SPLIT M3-5.9 OD ATT PT			
- 37	1622401	2	. NUT,PLAIN HEX-M3 ATT PT			
- 38	6814210	1	. TRANSFORMER ASM- 60HZ			
- 38	6814209	1	. TRANSFORMER ASM- 50HZ			
- 39	6814274	4	. SCREW,HEX HD-M5 X 12 LG ATT PT			
- 40	NO NO.	1	. BASE,POWER SUPPLY			
- 41	6814268	6	. SCREW,HEX HD-M4 X 8 LG			

FOR PARTS
NOT SHOWN
SEE FIG. 5

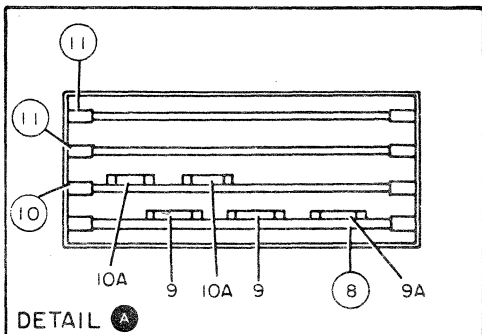
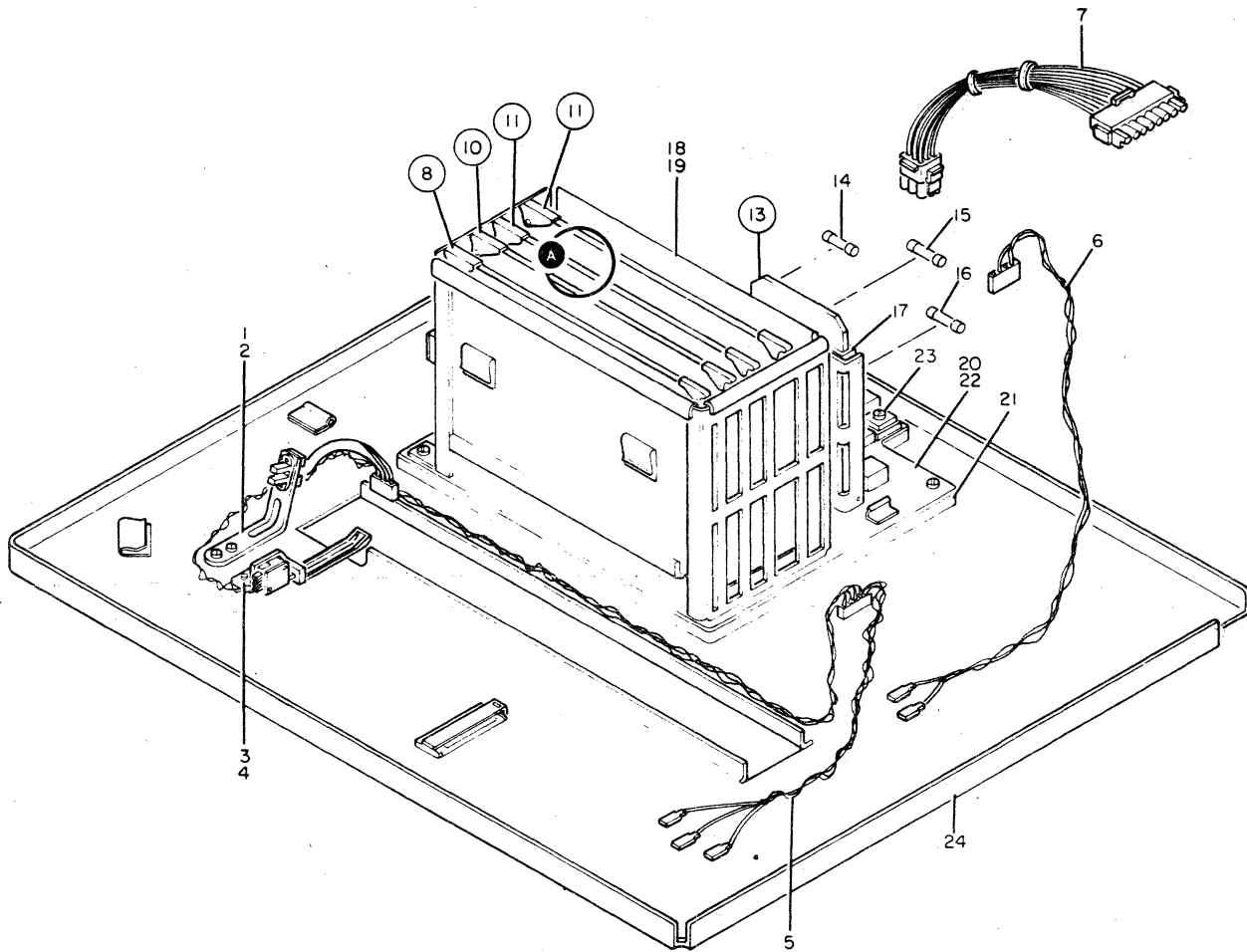


FIGURE 8. BASE ASSEMBLY. SEE LIST 8.

BASE ASSEMBLY

FIGURE- INDEX NUMBER	PART NUMBER	UNITS PER ASM.	DESCRIPTION			
			1	2	3	4
8 -	NO NO.	REF	BASE ASSEMBLY			
			FOR NEXT HIGHER ASM SEE FIGURE 5-13			
			FOR ILLUSTRATION SEE FIGURE 8			
- 1	6814262	1	. CABLE ASM-COLUMN 1 SENSOR			
			FOR CABLE COMPONENT PARTS SEE FIGURE 9			
- 2	6814268	1	. SCREW,HEX HD-M4 X 8			
- 3	6814257	1	. SWITCH ASM,PAPER OUT			
- 4	6814268	1	. SCREW,HEX HD-M4 X 8			
- 5	6341050	1	. . CABLE ASM-PAPER OUT AND BAIL OPEN SWITCH			
			FOR CABLE COMPONENT PARTS SEE FIGURE 9			
- 6	6341052	1	. CABLE ASM-CARRIER MOTOR			
			FOR CABLE COMPONENT PARTS SEE FIGURE 9			
- 7	6341051		. CABLE ASM-LOGIC BOARD TO CAPACITOR			
			FOR CABLE COMPONENT PARTS SEE FIGURE 9			
- 8	NO NO.	1	. CARD ASM-STEP MOTOR DRIVE **			
- 9	7838637	2	. . FUSE,SLOW BLOW 1.5A			
- 9A	7838593	1	. . FUSE,SLOW BLOW 0.5 A			
			NOTE:ONLY ON OLD STYLE CARDS			
- 10	NO NO.	1	. CARD ASM-CARRIER MOTOR DRIVER **			
- 10A	7838639	2	. . FUSE,SLOW BLOW 2.5 A			
- 11	NO NO.	2	. CARD ASM-WIRE DRIVER **			
- 13	NO NO.	1	. CARD ASM-POWER SUPPLY REGULATOR **			
- 14	7838641	1	. . FUSE,SLOW BLOW 8A			
- 15	7838638	1	. . FUSE,SLOW BLOW 2A			
- 16	7838636	1	. . FUSE,SLOW BLOW 1A			
- 17	NO NO.	2	. RETAINER,CARD			
- 18	NO NO.	1	. CARD CAGE ASM			
- 19	6814271	3	. SCREW,HEX HD-M4 X 16			
- 20	8678402	1	. CARD ASM-LOGIC			
- 21	NO NO.	1	. INSULATOR,LOGIC BOARD			
- 22	6814271	4	. SCREW,HEX HD-M4 X 16			
- 23	6814273	6	. SCREW,HEX HD-M4 X 25			
- 24	NO NO.	1	. BASE,PRINTER			
			** REFER TO MAP A000 PAGES FOR CORRECT PART NUMBERS			

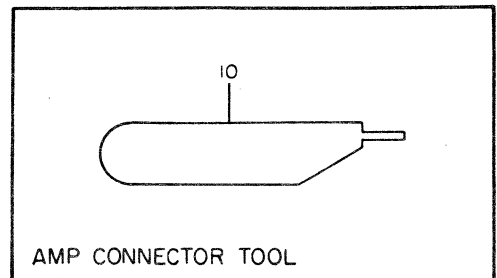
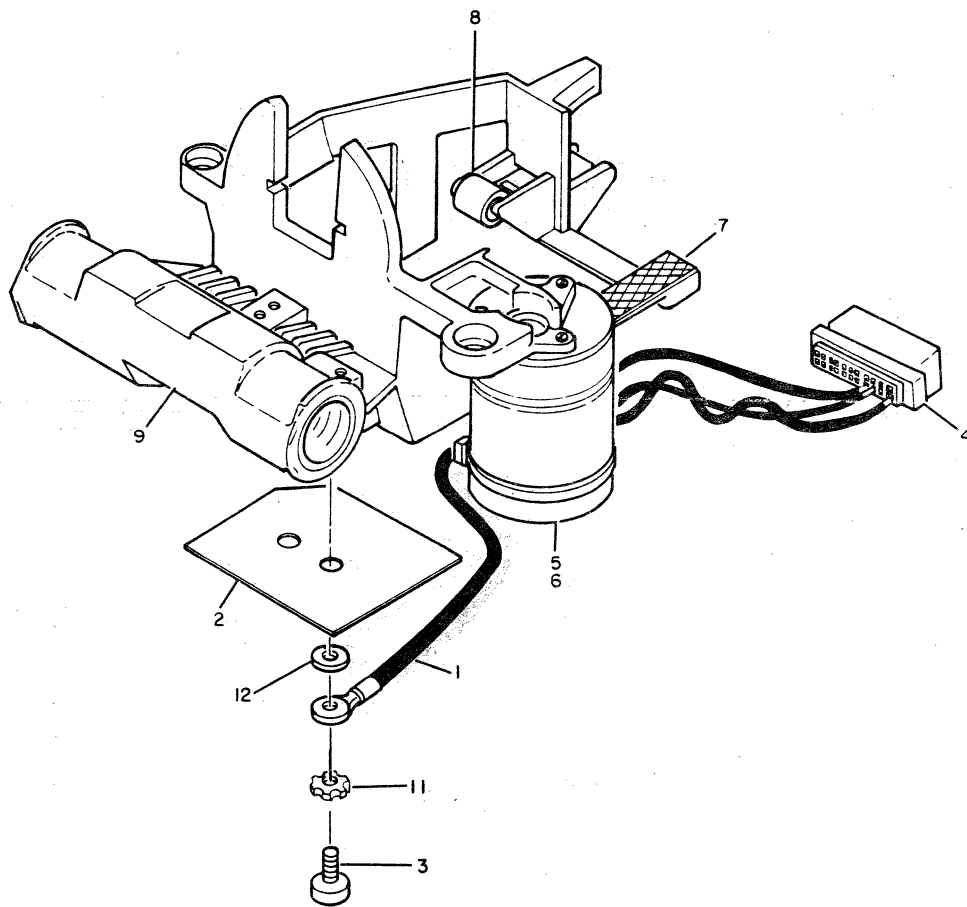


FIGURE 8A. CARRIER ASSEMBLY-MODEL 1/2. SEE LIST 8A.

CARRIER ASSEMBLY-MODEL 1/2

FIGURE- INDEX NUMBER	PART NUMBER	UNITS PER ASM	DESCRIPTION			
			1	2	3	4
8A-	6814248	REF	CARRIER ASSEMBLY-MODEL 1/2 FOR NEXT HIGHER ASSEMBLY SEE FIGURE 6A-40 AND 6B-7 FOR ILLUSTRATION SEE FIGURE 8A			
- 1	NO NO.	1	. GROUND WIRE ASM			
- 2	6814250	1	. INTERRUPTER PLATE			
- 3	1621614	1	. SCREW,HEX HD-M3 X 6 LG			ATT PT
- 4	8674562	1	. HOUSING,CONNECTOR			
- 5	6814249	1	. MOTOR,RIBBON DRIVE			
			NOTE:IF AN AMP CONNECTOR TOOL P/N 6026107 HAS NOT BEEN PREVIOUSLY PROCURED,ONE MUST BE ORDERED WITH THE MOTOR FOR PROPER INSTALLATION. REFERENCE 8A-10			
- 6	1621614	3	. SCREW,HEX HD-M3 X 8 LG			ATT PT
- 7	6429224	1	. TAPE,RUBBER- 45 MM			
- 8	6813958	1	. SPRING,BEARING			
- 9	8674563	1	. SHUTTLE,BEARING ASM			
- 10	6026107	AR	. AMP CONNECTOR TOOL(SEE NOTE REFERENCE 8A-5)			
- 11	1622344	1	. WASHER,EXT TOOTH M3			
- 12	8674518	1	. WASHER,FLAT M3			

THIS PAGE INTENTIONALLY LEFT BLANK