



Excellence in Electronics

TYPE CK722

The CK722 is a PNP junction transistor intended primarily for use in audio or low radio frequency applications. The tinned flexible leads may be soldered or welded directly to the terminals of circuit components without the use of sockets. Standard inline subminiature sockets may be used by cutting the leads to a suitable length.

MECHANICAL DATA

CASE: Plastic and Glass

BASE: None (0.016" tinned flexible leads. Length: 1.5" min. Spacing: 0.08" center-to-center)

TERMINAL CONNECTIONS: (Red Dot is adjacent to Lead 1)

- Lead 1 Collector
Lead 2 Base
Lead 3 Emitter

MOUNTING POSITION: Any

ELECTRICAL DATA

RATINGS - ABSOLUTE MAXIMUM VALUES:

Table with 2 columns: Parameter and Value. Includes Collector Voltage (Vc), Peak Collector Voltage (Vc), Collector Current, Collector Dissipation, Emitter Current, and Ambient Temperature.

AVERAGE CHARACTERISTICS: (at 27°C)

Table with 2 columns: Parameter and Value. Includes Collector Voltage, Emitter Current, Collector Resistance, Base Resistance, Emitter Resistance, Base Current Amplification Factor, Cut-off Current, and Noise Factor.

AVERAGE CHARACTERISTICS - COMMON EMITTER: (at 27°C)

Table with 2 columns: Parameter and Value. Includes Collector Voltage, Emitter Current, Input Resistance, Load Resistance, and Power Gain.

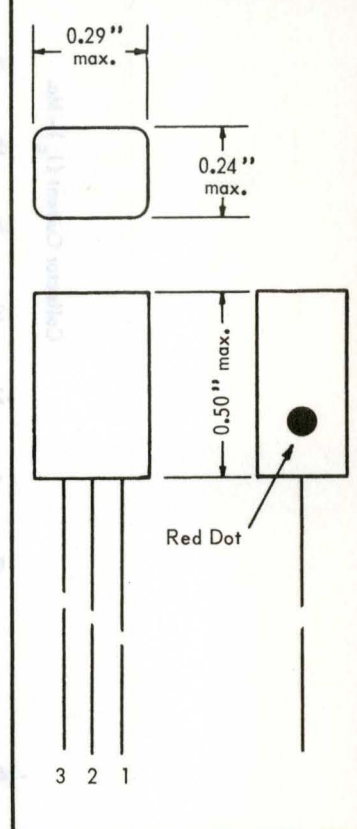
AVERAGE CHARACTERISTICS - COMMON COLLECTOR: (at 27°C)

Table with 2 columns: Parameter and Value. Includes Collector Voltage, Emitter Current, Input Resistance, Load Resistance, and Power Gain.

AVERAGE CHARACTERISTICS - COMMON BASE: (at 27°C)

Table with 2 columns: Parameter and Value. Includes Collector Voltage, Emitter Current, Input Resistance, Load Resistance, and Power Gain.

- Maximum operating or storage temperature recommended.
Measured under conditions for grounded emitter operation at Vcb = -2.5 volts for a 1 cycle bandwidth at 1000 cycles.
Higher input impedances, without appreciable loss in gain, can be achieved by operating at lowered collector current.
This is a function of maximum ambient temperature (TA) expected. It is approximately equal to 4 (70°C - TA) milliwatts.
Collector voltage Vce at which Ic rises to 2 ma. in common emitter circuit with base lead connected directly to emitter lead. Ambient Temperature = 25°C.
In circuits stabilized for Ic or Ie and which do not have critical distortion requirements, absolute maximum peak voltage is 75 volts.



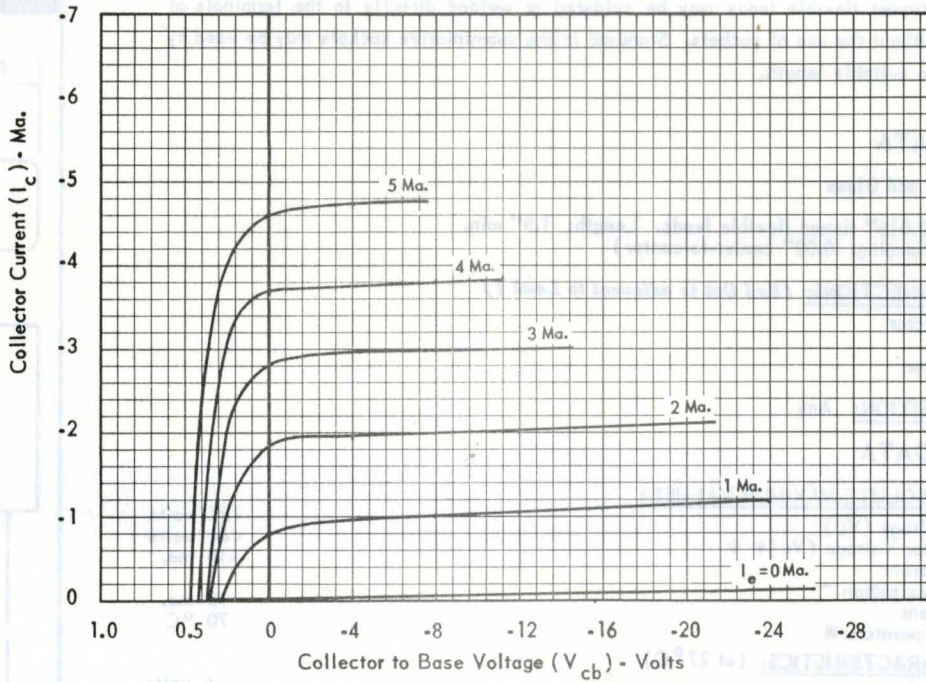
Tentative Data

RAYTHEON MANUFACTURING COMPANY

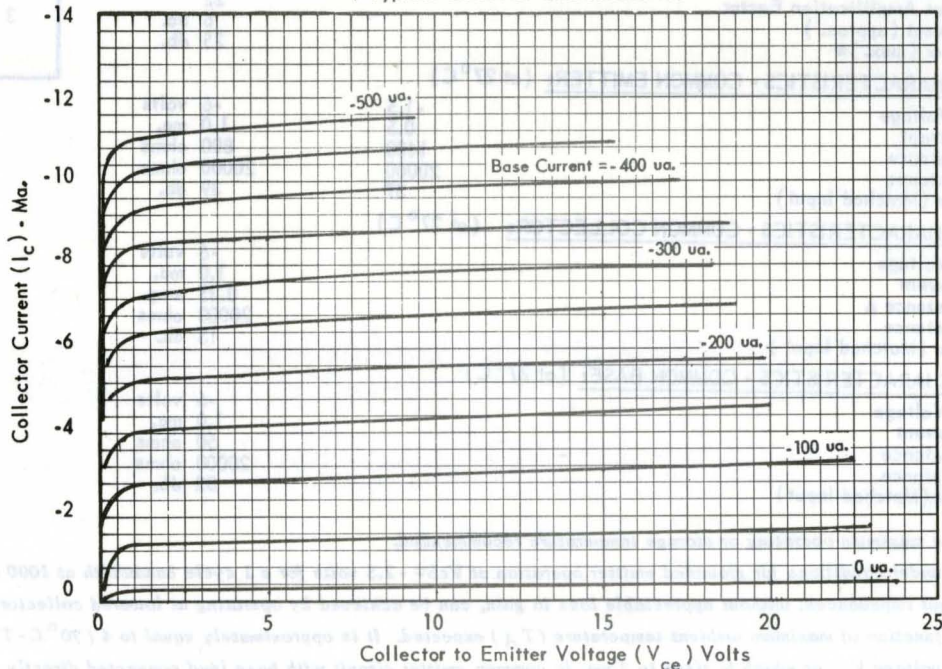
RECEIVING AND CATHODE RAY TUBE OPERATIONS



GROUNDING BASE
Typical Collector Characteristics



GROUNDING EMITTER
Typical Collector Characteristics

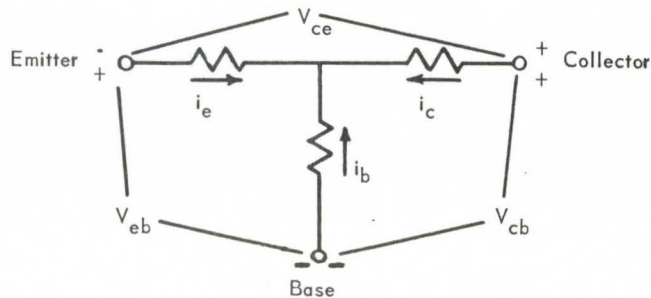
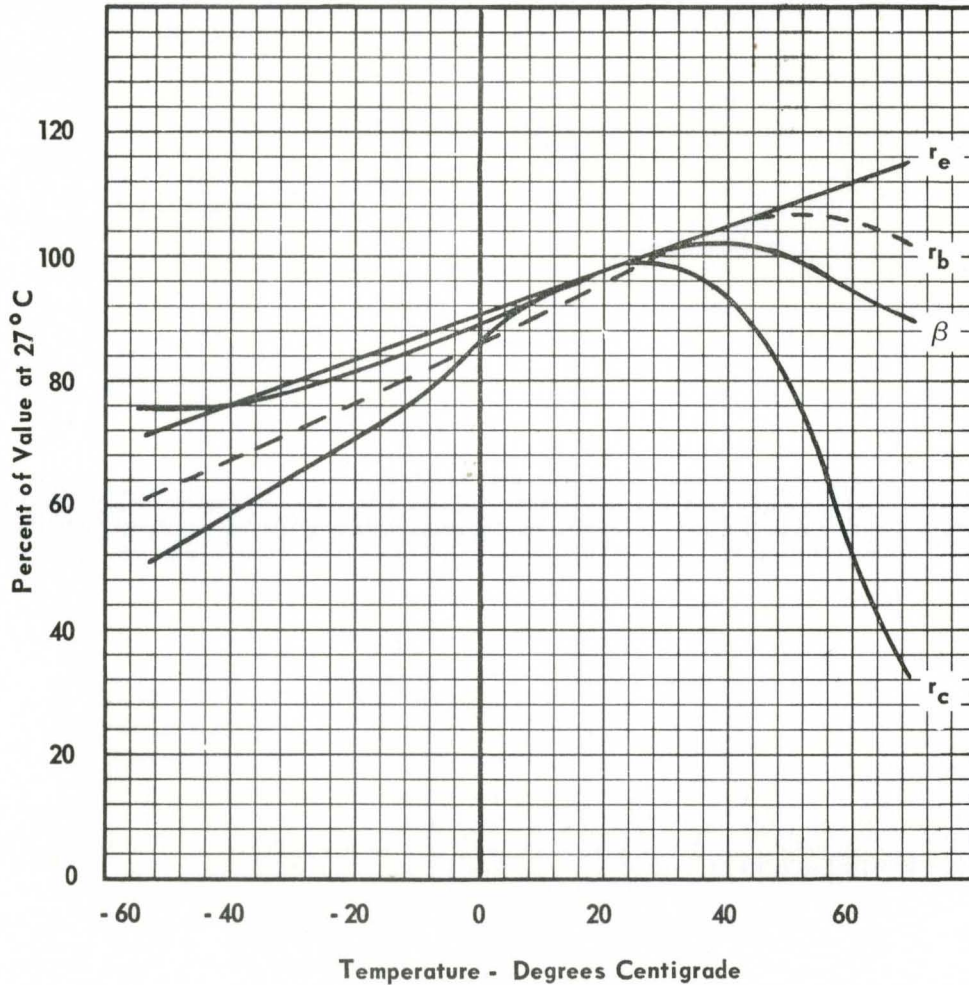


◆ This family is a function of $1-\alpha$ and thus changes appreciably with small changes in α .

RAYTHEON MANUFACTURING COMPANY
RECEIVING AND CATHODE RAY TUBE OPERATIONS

GERMANIUM TRANSISTOR

TYPICAL CHARACTERISTICS AS A FUNCTION OF JUNCTION TEMPERATURE



Arrows refer to positive electrode current flow.